

CAZON DE

✓ R25



REPORT  
MINISTER OF EDUCATION  
PROVINCE OF ONTARIO,  
(CANADA.)


1897.



CAZONDE  
-R25







EDUCATION DEPARTMENT, TORONTO.

Gov. Doc  
Ont-  
E

Warwick. Education, Sept. 07

# REPORT

OF THE

# MINISTER OF EDUCATION

(ONTARIO),

FOR THE YEAR

# 1897.

WITH THE STATISTICS OF 1896.

PRINTED BY ORDER OF  
THE LEGISLATIVE ASSEMBLY OF ONTARIO.




40912  
26/1/98

TORONTO:

WARWICK BRO'S & RUTTER, PRINTERS AND BOOKBINDERS, 68 AND 70 FRONT STREET WEST.

1898.



Digitized by the Internet Archive  
in 2012 with funding from  
University of Guelph, University of Windsor, York University and University of Toronto Libraries



# TABLE OF CONTENTS.

STAFF OF THE DEPARTMENT.

GENERAL REPORT OF THE MINISTER, 1897.

*Report of the Minister of Education for the year 1897, with Statistics of 1896.*

	PAGE.
Summary of Statistics .....	v.
I.—PUBLIC SCHOOLS.	
1. School Population, Attendance .....	vii.
2. Classification of Pupils, Temperance, Kindergartens, Night Schools .....	vii.
3. Teachers' Certificates, Salaries .....	ix.
4. Receipts and Expenditure .....	x.
II.—ROMAN CATHOLIC SEPARATE SCHOOLS .....	x.
III.—PROTESTANT SEPARATE SCHOOLS .....	xi.
IV.—HIGH SCHOOLS ( <i>including Collegiate Institutes</i> ).	
1. Receipts, Expenditure, Attendance, etc. ....	xi.
2. Classification, Matriculation, diffusion of H. S. Education, Occupation of Parents .....	xii.
V.—DEPARTMENTAL EXAMINATIONS .....	xiv.
VI.—TEACHERS' INSTITUTES .....	xvi.
VII.—TECHNICAL EDUCATION .....	xvi.
VIII.—GENERAL GROWTH OF THE SCHOOL SYSTEM .....	xix.
IX.—GOVERNMENT GRANTS TO EDUCATION .....	xxi.
X.—COMPARISON WITH U.S. ....	xxii.
XI.—COST OF DEPARTMENTAL EXAMINATIONS .....	xxiii.
XII.—ARBOR DAY .....	xxiv.

APPENDICES.

APPENDIX A.—*Statistical Tables, 1896.*

1. <i>Public Schools.</i>	
I.—TABLE A.—School Population, Total and Average Attendance, etc. ....	4
II.—TABLE B.—Reading Classes—Pupils in the different branches of instruction ..	10
III.—TABLE C.—Public School Teachers, Salaries, etc .....	16
IV.—TABLE D.—Public School Houses, Prayers, Maps, etc ..	20
V.—TABLE E.—Receipts and Expenditure, Cost per Pupil. ....	22
2. <i>Roman Catholic Separate Schools.</i>	
VI.—TABLE F.—Receipts, Expenditure, Pupils, Attendance .....	28
VII.—TABLE G.—Teachers, Branches of Instruction, Maps, etc .....	32

	PAGE.
3. <i>Collegiate Institutes and High Schools.</i>	
VIII.—TABLE H.—Receipts and Expenditure, Attendance, Cost per Pupil, etc.....	36
IX.—TABLE I.—Number of Pupils, Pupils in the different branches of instruction.....	42
X.—TABLE K.—Miscellaneous, School Houses, etc.....	54
4. <i>Protestant Separate Schools.</i>	
XI.—TABLE L.—Protestant Separate Schools.....	60
5. <i>Miscellaneous.</i>	
XII.—TABLE M.—Report on Truancy.....	62
XIII.—TABLE N.—Report on Kindergartens.....	64
XIV.—TABLE O.—Report on Night Schools.....	65
6. <i>General Statistical Abstract.</i>	
XV.—TABLE P.—General Statistical Abstract.....	66
APPENDIX B.— <i>Proceedings for the year 1897.</i>	
1. Orders in Council.....	67
2. Minutes of the Department.....	67
3. Circulars from the Minister.....	68
Apportionment of Legislative Grant.....	89
APPENDIX C. <i>Provincial Normal Schools, 1897.</i>	
1. Teachers and number of Pupils Toronto Normal School.....	104
2. do do Ottawa Normal School.....	104
APPENDIX D.— <i>Inspection of Schools, 1897.</i>	
I.—PUBLIC SCHOOLS.	
1. List of Inspectors.....	105
II.—ROMAN CATHOLIC SEPARATE SCHOOLS.	
1. Report of J. F. White, Esq., Inspector Western Division.....	109
2. do W. Prendergast, Esq., B. A., Inspector of Eastern Division.....	111
APPENDIX E.— <i>Superannuated Teachers, 1897.</i>	
1. Allowance granted during 1897.....	113
2. Summary for years 1892 to 1897.....	113
APPENDIX F.— <i>Departmental Examinations, 1897.</i>	
1. Continuation Classes and Public School Leaving Examinations.....	114
2. Admission of Candidates to Collegiate Institutes and High Schools.....	122
APPENDIX G.— <i>Technical Education—Public and Free Libraries, Art Schools and Scientific Institutions, 1897.</i>	
Report of S. P. May, Esq., M.D., C.L.H., Superintendent.....	129
I. <i>Public Libraries</i> .....	129
II. <i>Art Schools and Departmental Drawing Examinations</i> .....	145

---



---

*Reports of Art Schools and Scientific Institutions.*
1. *Art Schools.*

	PAGE.
1. Extract from Report of Brockville Art School.....	157
2. do Report of Hamilton Art School.....	157
3. do Report of Kingston Art School.....	157
4. do Report of London Art School.....	157
5. do Report of Ottawa Art School.....	158
6. do Report of St. Thomas Art School.....	158
7. do Report of Toronto Art School.....	158
8. do Report of Ontario Society of Artists.....	158

2. *Scientific Institutions.*

1. Report of the Hamilton Association.....	159
2. Report of the Ottawa Literary and Scientific Society.....	159
3. Report of L'Institut Canadien-Français Cité d'Ottawa.....	160
4. Ottawa Field Naturalists Club.....	160
5. Report of the Canadian Institute, Toronto.....	161
6. Astronomical and Physical Society of Toronto.....	161

---



---

---

GENERAL REPORT, 1897.

---

---



# EDUCATION DEPARTMENT.

## MINISTER OF EDUCATION :

HON. G. W. ROSS, LL.D.


## DEPUTY MINISTER OF EDUCATION :

JOHN MILLAR, B.A.

FRANCIS J. TAYLOR,	- - - - -	Chief Clerk and Accountant.
HENRY R. ALLEY,	- - - - -	Clerk and Minister's Secretary.
J. T. R. STINSON,	- - - - -	Senior Clerk.
H. M. WILKINSON,	- - - - -	"
A. C. PAULL,	- - - - -	"
F. N. NUDEL,	- - - - -	"
W. W. JEFFERS,	- - - - -	"
R. J. BRUCE,	- - - - -	Junior Clerk.
S. A. MAY,	- - - - -	"
THOMAS GREENE,	- - - - -	"
WILLIAM LEMON,	- - - - -	"
W. G. MILLIGAN,	- - - - -	"
MISS C. J. JEFFREY,	- - - - -	Stenographer.
J. G. HODGINS, LL.D.,	- - - - -	Librarian and Historiographer.
MISS J. M. CROOKS,	- - - - -	Assistant Librarian.
S. P. MAY, M.D., C.L.H.,	- - - - -	Superintendent of Public Libraries and Art Schools.
WILLIAM PAKENHAM, M.A.,	- - - - -	Registrar of the Educational Council and Chairman of the Board of Examiners.
DAVID BOYLE,	- - - - -	Curator of the Archaeological Museum.
L. McCORRINDALE,	- - - - -	Caretaker.







# REPORT

OF THE

# MINISTER OF EDUCATION

## FOR THE YEAR 1897

### WITH THE STATISTICS OF 1896

TO THE HONORABLE SIR OLIVER MOWAT, K.C.M.G., LL.D., Q.C.,  
*Lieutenant Governor of the Province of Ontario.*

MAY IT PLEASE YOUR HONOR :

I herewith present the Report of the Education Department for the year 1897 together with the statistics for the year 1896.

#### SUMMARY OF STATISTICS.

*\*Elementary Schools.*

Number of Public Schools.....		5,657
Decrease for the year .....	3	
Number of Roman Catholic Separate Schools .....		339
Increase for the year .....	5	
Number of Protestant Separate Schools .....		10
Number of Kindergartens .....		97
Number of teachers.....		202
Number of Night Schools .....		21
Number of teachers.....		41
Amount expended for Public School Houses (sites and buildings).....		\$330,409
" " Public School teachers' salaries .....		\$2,724,687
" " all other purposes.....		\$790,964

\*The Curriculum of Elementary Schools embraces the following subjects : Reading, Writing, Arithmetic, Drawing, Geography, Music, Grammar, History, Physiology and Temperance, Drill and Calisthenics, Bookkeeping, Algebra, Geometry, Botany, Elementary Physics, Agriculture.

Total amount expended on Public Schools .....	\$3,846,060
Decrease .....	854,476
Number of persons in the Province between the ages of 5 and 21 .....	591,717
Decrease for the year .....	8,898
Number of registered pupils of all ages in the Public Schools during the year.....	441,102
Decrease for the year .....	3,676
Average attendance of pupils in the Public Schools during the year .....	246,724
Decrease for the year .....	735
Number of pupils in Roman Catholic Separate Schools.....	40,846
Increase for the year.....	1,073
Average attendance of pupils in Roman Catholic Separate Schools .....	24,630
Increase for the year.....	540
Number of pupils in Protestant Separate Schools .....	619
Increase for the year .....	127
Average attendance of pupils in Protestant Separate Schools .....	365
Increase for the year .....	58
Number of pupils attending Kindergartens.....	10,174
Increase for the year .....	673
Average attendance of pupils at Kindergartens.....	4,051
Increase for the year.....	405
Number of pupils attending Night Schools .....	1,349
Decrease for the year .....	781
Average attendance of pupils at Night Schools.....	329
Decrease for the year .....	86
Percentage of average attendance to total attendance in Public Schools .....	56
Number of persons employed as teachers in the Public Schools during the year :	
Men, 2,726 ; women, 5,528 ; total .....	8,254
Increase for the year : Men, 31 ; women, 65.....	96
Number of teachers who have attended a Normal School .....	3,409
Increase for the year .....	190
Number of teachers who have attended a County Model School in 1896.....	1,637
Average annual salary of male teachers in Public Schools .....	\$400
Decrease for the year .....	8
Average annual salary of female teachers in Public Schools.....	\$291
Decrease for the year .....	\$7

*\*Secondary Schools.*

Number of High Schools (including Collegiate Institutes).....	130
Number of teachers in High Schools .....	574
Increase for the year .....	4
Number of pupils in High Schools.....	24,567
Decrease for the year .....	95
Amount expended for High School teachers' salaries.....	\$532,765
"                    "                    school houses (sites and buildings).....	\$84,663
"                    "                    all other High School purposes.....	\$132,542
Total amount expended on High Schools .....	\$749,970

\*The Curriculum of Secondary Schools includes all the subjects required for matriculation into the University.

## I.—PUBLIC SCHOOLS.

## 1.—SCHOOL POPULATION—ATTENDANCE.

*School Population.*

The school population of the province, as ascertained through the assessors, is as follows:

Year.	School age.	School population.	Pupils registered, under 5.	Pupils registered, 5 to 21.	Pupils registered, over 21.	Total number of pupils registered.	Average attendance.	Percentage of average attendance to total number attending school.
1867 .....	5—16	447,726	.....	* 380,511	†21,132	401,643	163,974	41
1872 .....	5—16	495,756	.....	* 433,664	†20,998	454,662	188,701	42
1877 .....	5—16	494,804	1,430	488,553	877	490,860	217,184	44
1882 .....	5—16	483,817	1,352	469,751	409	471,512	214,176	45
1887 .....	5—21	611,212	1,569	491,242	401	493,212	245,152	50
1892 .....	5—21	595,238	1,636	483,643	391	485,670	253,830	52
1893 .....	5—21	592,503	1,618	479,099	351	481,068	259,426	54
1894 .....	5—21	593,840	1,740	480,979	484	483,203	268,334	56
1895 .....	5—21	600,615	1,545	482,616	390	484,551	271,549	56
1896 .....	5—21	591,717	1,454	480,153	341	481,948	271,354	56

\* 5—16.

† Other ages.

NOTE.—The Minister's Report (for purpose of comparison with previous years in which R.C. Separate Schools were included with Public Schools) includes R. C. Separate Schools. In the Statistical Tables, A, B, C, D, E, the Separate Schools are excluded.

## 2.—CLASSIFICATION OF PUPILS.

Year.	1st Reader—Parts I. and II.	2nd Reader.	3rd Reader.	4th Reader.	5th Reader.	Writing.	Arithmetic.	Drawing.	Geography.	History.	Music.	Grammar and composition.	Temperance and hygiene.
1867 .	79,365	98,184	83,211	68,896	71,987	231,732	241,501	5,450	272,173	61,787	47,618	147,412	.....
1872 .	160,828	100,245	96,481	67,440	29,668	322,688	327,218	57,582	327,139	109,639	110,083	282,156	.....
1877 .	153,630	108,678	135,824	72,871	19,857	396,006	402,248	153,036	375,951	116,865	168,942	226,977	.....
1882 .	165,834	106,229	117,352	71,740	10,357	398,401	419,557	176,432	280,517	150,989	158,694	209,184	33,926
1887 .	192,361	100,533	108,096	81,984	10,238	466,389	469,445	395,097	316,791	194,754	203,567	270,856	71,525
1892 .	187,947	96,074	99,345	88,934	13,370	465,516	470,813	435,239	334,947	253,956	220,941	297,331	171,594
1893 .	185,177	93,448	99,274	88,850	14,319	462,765	467,004	433,610	337,100	259,070	207,145	299,703	178,208
1894 .	185,115	94,158	98,785	89,497	15,648	466,927	471,904	435,541	338,371	264,896	206,346	303,913	191,406
1895 .	184,334	93,494	98,606	90,181	17,936	468,717	474,702	447,633	339,895	276,017	214,855	310,925	191,715
1896 .	182,496	91,808	99,108	89,522	19,014	464,286	471,325	447,455	338,081	278,411	220,153	312,204	202,434

From the statistics given it will be seen that the number of pupils in the 4th and 5th Forms has been steadily increasing. There is also a very gratifying increase in the number studying History, Geography and Composition. The provision in the regulations of 1885, whereby Canadian history was made compulsory for entrance to the High Schools, has led no doubt to a better knowledge of these great events which affect the destiny of the Dominion, which cannot fail, on account of their importance, to be stimulating to the patriotism of all pupils attending the schools of the Province.

*Temperance and Hygiene.*

It is also worthy of notice that the number of pupils receiving instruction in Temperance and Hygiene has increased from 33,926 in 1882, to 202,434 in 1896. Having regard to the great importance of the knowledge of physiology and the injurious effects of alcoholic stimulants on the human system, provision was made by statute in 1886 for placing this subject on the course of study for Public Schools. Instruction was also provided under departmental regulation for teachers-in-training at County Model Schools and Normal Schools, to be followed by an examination as an essential pre-requisite to their final recognition as duly qualified teachers. In 1893, this subject was made compulsory for entrance to High Schools and Collegiate Institutes, so that no pupil who pursues his studies as far as the 5th Form can fail to be reasonably well acquainted with the conditions on which his health and physical vigor depend, as well as with the dangerous tendency of stimulants and narcotics to produce weakness and disease.

*Kindergartens.*

The system of Kindergarten instruction, first introduced into Ontario in 1882, and subsequently made part of the School System of the province, by the Public Schools Act of 1885, has met with encouraging success. A report of the pupils receiving instruction in this way was first made in 1892. This report showed that in the short space of ten years, 66 Kindergartens were established, with 160 teachers, attended by 6,375 children under 6 years of age. In 1896 the number of Kindergartens had increased to 97, with 202 teachers, attended by 10,174 pupils under 6 years of age.

*Night Schools*

The whole number of Night Schools aided in 1896 was 21, the number of teachers 41, and the number in attendance 1,349. This number does not include the attendance upon the classes established by Mechanics' Institutes and Art Schools.

## 3 TEACHERS' CERTIFICATES.

*Teachers' Certificates—Summary from 1867 to 1896*

Year.	Public school teachers.	Male.	Female.	1st class.	2nd Class.	3rd class.	Other certificates, including old County Boards, etc.	Number of teachers who attended Normal Schools.
1867 .....	4,890	2,849	2,041	1,899	2,454	386	151	666
1872.....	5,476	2,626	2,850	1,337	1,477	2,084	578	828
1877 .....	6,468	3,020	3,448	250	1,304	3,926	988	1,084
1882. ....	6,857	3,062	3,795	246	2,169	3 471	971	1,873
1887.....	7,594	2,718	4,876	252	2,553	3,865	924	2,434
1892. ....	8,480	2,770	5,710	261	3,047	4,299	873	3,038
1893.....	8,647	2,785	5,862	261	3,074	4,259	1,053	3,122
1894.....	8,824	2,795	6,029	262	3,184	4,351	1,027	3,207
1895.....	8,913	2,843	6,070	276	3,265	4,412	960	3,261
1896.....	8,988	2,824	6,164	297	3,309	4,415	967	3,418

*Teachers Salaries.*

Year.	Highest salary paid.	Average salary, male teacher, province.	Average salary, female teacher, province.	Average salary, male teacher, counties.	Average salary, female teacher, counties.	Average salary, male teacher, cities.	Average salary, female teacher, cities.	Average salary, male teacher, towns.	Average salary, female teacher, towns.
1867.....	\$ 1,350	\$ 346	\$ 226	\$ 261	\$ 189	\$ 532	\$ 243	\$ 464	\$ 240
1872.....	1,000	360	228	305	213	628	245	507	216
1877.....	1,100	398	264	379	251	735	307	583	269
1882.....	1,100	415	269	385	248	742	331	576	273
1887.....	1,450	425	292	398	271	832	382	619	289
1892.....	1,500	421	297	383	269	894	402	648	298
1893.....	1,500	423	300	383	272	911	409	655	301
1894.....	1,500	421	300	376	269	876	415	632	303
1895.....	1,500	408	298	365	258	864	419	642	301
1896.....	1,500	400	291	356	262	865	420	616	303

## 4. RECEIPTS AND EXPENDITURE.

Year.	Receipts.				Expenditure.					
	Legislative grants.	Municipal school grants and assessments.	Clergy reserve fund, balances and other sources.	Total receipts.	Teachers' salaries.	Maps, apparatus, prizes, etc.	Sites and building school houses.	Rent, repairs, fuel and other expenses.	Total expenditure.	Cost per pupil.
1867...	\$ 187,153	1,151,583	\$ 331,599	\$ 1,670,335	\$ 1,093,517	\$ 31,354	\$ 149,195	\$ 199,123	\$ 1,473,189	3 67 c.
1872....	225,318	1,763,492	541,460	2,530,270	1,371,594	47,799	456,043	331,928	2,207,364	4 85
1877....	251,962	2,422,432	730,687	3,405,081	2,038,099	47,539	477,393	510,458	3,073,489	6 26
1882....	265,738	2,447,214	757,038	3,469,990	2,144,449	16,583	341,918	525,025	3,026,975	6 42
1887....	268,722	3,084,352	978,283	4,331,357	2,458,540	27,509	544,520	711,535	3,742,104	7 59
1892....	283,791	3,300,512	1,227,596	4,811,899	2,752,629	40,003	427,321	833,965	4,053,918	8 40
1893....	287,852	3,265,292	1,193,108	2,746,252	2,798,199	40,234	350,942	862,085	4,051,460	8 54
1894....	299,217	3,460,328	1,212,962	4,972,507	2,882,731	50,465	445,386	869,549	4,248,131	8 79
1895....	298,419	3,332,995	1,236,901	4,868,315	2,861,650	56,633	420,698	858,211	4,197,192	8 67
1896....	310,851	3,415,647	1,159,614	4,886,112	2,888,583	56,736	386,143	817,745	4,149,207	8 61

## II.—ROMAN CATHOLIC SEPARATE SCHOOLS.

Year.	Schools—Expenditure— Teachers.				Number of pupils attending—Number of studies.							
	Schools open.	Total receipts.	Total expenditure.	Teachers.	Pupils.	Reading.	Writing.	Arithmetic.	Geography.	Grammar.	Drawing.	Temperance and hygiene.
1867..	161	48,628	42,719	210	18,924	18,924	10,749	10,559	8,666	5,688	.....	.....
1872..	171	68,810	61,817	254	21,406	21,406	13,699	12,189	8,011	7,908	.....	.....
1877..	185	120,266	114,806	334	24,952	24,952	17,932	17,961	13,154	11,174	.....	.....
1882..	190	166,739	154,340	390	26,148	26,148	21,052	21,524	13,900	11,695	7,548	2,033
1887..	229	229,848	211,223	491	30,373	30,373	27,824	23,501	19,608	18,678	21,818	8,573
1892..	312	326,034	289,838	662	37,466	37,466	35,565	35,936	26,299	22,755	32,682	11,056
1893..	313	305,767	270,729	684	38,067	38,067	36,415	36,790	27,409	22,919	33,326	11,575
1894..	328	392,392	337,307	714	39,762	39,762	38,111	38,449	27,304	23,468	34,945	13,893
1895..	334	331,561	296,655	755	39,773	39,773	38,029	38,616	27,871	22,953	35,234	12,382
1896..	339	337,030	303,147	734	40,846	40,846	39,458	39,539	28,650	27,176	36,237	14,517

### III.—PROTESTANT SEPARATE SCHOOLS.

The complete list of Protestant Separate Schools is as follows :

Anderdon, No. 6 Bromley, No. 9 Cambridge, No. 1 Mariboro', No. 2 Osgoode, No. 6 Plantagenet North, Puslinch, Rama, L'Original, Penetanguishene.

They were attended by 619 pupils. The whole amount expended for their maintenance was \$5,120. Two teachers held a Second Class, twelve a Third Class Certificate.

### IV.—HIGH SCHOOLS.

(Including Collegiate Institutes.)

#### I.—RECEIPTS, EXPENDITURE, ATTENDANCE, ETC.

The following statistics respecting High Schools will be found suggestive :

Year.	Schools open.	Teachers.	Receipts.			Expenditure.			Pupils.	Percentage of average attendance to total attendance.	Cost per pupil.
			Amount of fees.	Legislative grant.	Total receipts.	Paid for teachers' salaries.	Paid for sites and building school houses, rents and repairs.	Total expenditure.			
1867 .....	103	159	15,605	54,562	134,579	94,820	19,190	124,181	5,696	55	21 20 c.
1872 .....	104	239	20,270	79,543	223,269	141,812	31,360	210,005	7,968	56	26 36
1877 .....	104	280	20,753	78,762	357,521	211,607	51,417	343,710	9,229	58	37 24
1882 .....	104	332	29,270	84,304	373,150	253,864	19,361	343,720	12,348	53	27 56
1887 .....	112	398	56,198	91,977	529,323	327,452	73,061	495,612	17,459	59	28 38
1892 .....	128	522	97,273	100,000	793,812	472,029	91,108	696,114	22,837	60	30 48
1893 .....	129	538	105,676	100,000	900,721	499,988	158,267	823,722	23,055	60	35 80
1894 .....	129	554	109,267	100,000	740,651	507,441	48,159	688,532	23,523	62	29 27
1895 .....	129	570	114,862	100,000	764,727	526,274	59,736	720,583	24,662	61	29 22
1896 .....	130	574	115,783	99,993	806,631	532,765	84,663	749,970	24,567	61	30 53

## 2.—CLASSIFICATION, ETC.

Year.	English.					Mathematics.				Science.		
	English Grammar and Rhetoric.	English Composition.	Poetical Literature.	History.	Geography.	Arithmetic and Mensuration.	Algebra.	Geometry.	Trigonometry.	Physic.	Chemistry.	Botany.
1867..	5,467	4,091	.....	4,634	5,264	5,526	2,841	1,847	141	1,876	840	.....
1872..	7,884	7,278	.....	7,513	7,715	7,834	6,033	2,592	174	1,921	1,151	.....
1877..	8,819	8,772	.....	9,106	9,158	9,227	8,678	8,113	359	2,168	2,547	.....
1882..	12,275	12,189	.....	12,220	12,106	12,261	11,742	11,148	397	2,880	2,522	.....
1887..	17,086	17,171	16,649	17,010	16,962	16,939	16,904	14,839	1,017	5,265	3,411	4,640
1892..	22,530	22,525	22,468	22,328	22,118	21,869	22,229	17,791	1,154	6,601	3,710	6,189
1893..	22,861	22,827	22,702	22,870	22,051	22,297	22,649	19,472	1,119	7,098	4,206	5,976
1894..	23,348	23,360	23,416	23,369	23,418	22,404	23,253	20,569	1,353	7,335	4,880	6,088
1895..	24,349	24,565	24,554	22,521	21,598	23,031	24,335	17,881	1,436	9,887	5,671	11,941
1896..	22,229	24,354	24,291	20,388	16,102	21,885	24,291	16,145	1,661	10,416	5,379	14,136

## CLASSIFICATION, ETC.

Year.	Languages.				Drawing.	Vocal Music.	Bookkeeping and commercial transactions.	Left for mercantile life.	Left for agriculture.	Who joined learned profession.	Matriculated.	Number of schools charging fees.
	Latin.	Greek.	French.	German.								
1867.....	5,171	802	2,164	.....	676	.....	1,233	.....	.....	.....	56	57
1872.....	3,860	900	2,828	341	2,176	.....	3,127	486	300	213	78	28
1877.....	4,955	871	3,091	442	2,755	.....	3,621	555	328	564	145	35
1882.....	4,591	815	5,363	962	3,441	.....	5,642	881	646	751	272	37
1887.....	5,409	997	6,180	1,350	14,295	1,955	14,064	1,141	882	791	305	58
1892.....	9,006	1,070	10,398	2,796	16,980	948	16,700	1,111	1,006	398	471	77
1893.....	8,918	1,008	10,482	2,854	16,290	550	16,033	1,072	1,048	356	415	73
1894.....	9,366	1,080	10,530	2,785	14,827	413	15,101	1,036	934	469	482	84
1895.....	12,587	1,419	11,866	3,464	14,593	298	14,164	1,201	1,112	503	527	82
1896.....	15,526	1,458	13,374	4,503	13,468	335	13,068	1,325	1,139	484	475	86



---

*Classification.*

From a study of the classification of High Schools and Collegiate Institutes, two or three very striking changes in the tendency of higher education may be worthy of notice. For instance, in 1867, only 1,283 pupils or 23 per cent. of the whole number studied commercial subjects such as Bookkeeping; in 1896 this subject was taken by 13,068 pupils or 53 per cent. of the whole attendance. In 1867, 5,171 pupil or 90 per cent. of the whole attendance studied Latin; in 1896 the number of pupils in Latin was 15,526, about 63 per cent. of the number in attendance. In 1867, 15 per cent. studied Greek; in 1896 only 6 per cent. were engaged in studying this subject. In 1867, 38 per cent. of pupils studied French and none studied German; in 1896 these numbers had increased to 55 per cent. and 18 per cent. respectively. There also has been a large increase in the number studying Drawing; the total in 1867 being 676, and in 1896 13,468. Vocal Music is taught in 5 schools.

*Diffusion of High School Education.*

When the High School System of the Province was first inaugurated, its primary object was to prepare pupils for the learned professions and especially for the University. While in that respect our High Schools amply fulfil their original purpose, in later years the course of education which they provide has been considered a desirable qualification for various other pursuits in life. Many young men in preparing for mercantile life or for agriculture take advantage of the High School, perhaps not so much because of the direct training which it gives for their intended calling as for the superior culture which it provides. In 1872, 486 High School pupils, when they finished their High School education, entered mercantile life. In 1896 the number had increased to 1,325. Similarly, 300 High School pupils left the High School for agricultural pursuits, and in 1896, 1,139 pupils pursued a similar course. In all, the High Schools gave to mercantile life and to agriculture in 1896 2,464 pupils of well-recognized educational standing, and to the Universities and learned professions the same year, 959. The whole number who left the High School for mercantile life since 1872 was 21,235, and for agriculture, 16,737.

*Occupations of Parents of High School Pupils.*

Agricultural .....	9,126
Commercial .....	6,792
Mechanical .....	6,162
Professional .....	2,487

---

## V.—DEPARTMENTAL EXAMINATIONS.

## ENTRANCE EXAMINATIONS, 1877-1896.

	Candidates examined.	Candidates passed.
1877 .....	7,383	3,836
1882 .....	9,607	4,871
1887 .....	16,248	9,364
1892 .....	16,409	8,427
1893 .....	16,500	8,823
1894 .....	17,093	8,889
1895 .....	17,023	10,049
1896 .....	16,696	10,240

## PUBLIC SCHOOL LEAVING EXAMINATIONS, 1892-96.

	No. of candidates examined.	No. of candidates who passed.
1892 .....	432	195
1893 .....	539	268
1894 .....	2,021	690
1895 .....	2,630	1,395
1896 .....	3,239	1,826

*Departmental and Matriculation Examinations.*

Year of examination.	No. of candidates examined.	No. who received primary certificates.	No. who received junior leaving certificates.	No. who received senior leaving certificates.	No. of appeals.	No. of appeals sustained.
1896....	13,220	1,251	1,725	312	1,021	182

Table shewing the number of Teachers-in-Training at County Model Schools, Normal College, Provincial Normal Schools, etc.

Year.	County Model Schools.			Normal College.		Normal and Model Schools, etc.					
	No. of schools.	No. of teachers in training.	No. that passed final examination.	No. of teachers.	No. of students.	No. of Normal School teachers.	No. of Normal School students.	No. of Model Schools and Kindergarten teachers.	No. of Model Schools and Kindergarten pupils.	Receipts from fees of Normal Schools, Model Schools and Kindergarten pupils.	Expenditure, Normal and Model Schools.
1877.....	50	1,146	1,124	.....	.....	13	257	8	643	\$ c. 7,909 22	\$ c. 25,780 88
1882.....	46	882	837	.....	.....	16	260	15	799	13,783 50	44,888 02
1887.....	55	1,491	1,376	.....	.....	13	441	18	763	16,427 00	40,188 66
1892.....	59	1,283	1,225	10	96	12	428	22	842	19,016 00	45,724 12
1893.....	59	1,582	1,456	10	82	12	412	22	805	16,873 00	45,931 60
1894.....	59	1,750	1,587	10	107	12	379	21	709	17,231 00	46,403 90
1895.....	60	1,834	1,641	10	149	13	442	21	801	17,849 63	45,688 47
1896.....	60	1,637	1,549	13	125	13	445	21	814	17,880 37	46,094 39

Examination Papers issued, 1897.

The number of examination papers issued by the Department in 1897 was :

High School Entrance .....	277,000
Form I.....	66,900
Form II.....	144,000
Form III.....	112,000
Form IV.....	55,500
Public School Leaving .....	133,500
Normal College .....	25,600
Art Schools .....	13,700
Kindergartens.....	6,400
Third Class (County Model Schools) .....	30,000
Second Class (Provincial Normal Schools).....	11,200
Commercial Specialists.....	5,600
Commercial Diploma .....	3,200
Domestic Science .....	4,000
Normal School Entrance.....	1,600
<b>Total.....</b>	<b>890,200</b>

## VI.—TEACHERS' INSTITUTES.

This table presents the work of Teachers' Institutes for eighteen years :

Year.	Receipts.							Expenditure.	
	No. of Teachers' Institutes.	No. of members.	Total No. of teachers in province.	Amount received from Government grants.	Amount received from municipal grants.	Amount received from members' fees.	Total amount received.	Amount paid for libraries.	Total amount paid.
1877.....	42	1,181	6,468	1,412 50	100 00	299 75	2,769 44	.....	1,127 63
1882.....	62	4,395	6,857	2,900 00	300 00	1,088 84	9,394 28	453 02	5,355 33
1887.....	66	6,718	7,594	1,800 00	1,879 45	730 66	10,405 95	1,234 08	4,975 50
1892.....	69	8,142	8,480	1,950 00	2,105 00	875 76	12,043 54	1,472 41	6,127 46
1893.....	71	7,952	8,647	2,050 00	1,748 00	874 72	11,940 22	1,373 43	6,193 60
1894.....	73	7,630	8,824	2,100 00	2,231 85	998 34	12,384 77	2,062 64	6,527 43
1895.....	75	7,383	8,913	2,125 00	2,302 60	1,060 95	13,622 77	1,992 50	7,411 58

### VI.—TECHNICAL EDUCATION.—PUBLIC AND FREE LIBRARIES, ART SCHOOLS AND SCIENTIFIC INSTITUTIONS, ETC

The Act of April, 1895, changing the name of Mechanics' Institutes to Public Libraries and empowering the Directors of Mechanics' Institutes, in cities, towns and incorporated villages, to transfer Libraries and Reading Rooms to Municipal Councils, has been very successful.

I directed the Superintendent, when inspecting Libraries, to encourage the establishment of Free Libraries throughout the Province to show that the liberal grants from the Legislature for Libraries are from the people's money, and that the people should have the advantages derived from it, that it is as much my duty to provide education for young people after they leave school, as it is to provide education for them as pupils in our schools; also, to refer to the prosperity of manufacturers in Europe and the United States where Free Libraries have been established and young people can obtain books relating to their various occupations free of charge; that my efforts in this direction have been successful is shown by the annexed tabular statement.

In 1883 we had only 12 Free Libraries and now we have 78 Free Libraries, and several other Public Libraries will be Free after the 1st of January, 1898.

The following abstracts show the progress that has been made in disseminating literature by means of Public Libraries throughout our Province during the past fourteen years.

In 1883, 93 Mechanics' Institutes and Free Libraries reported; in 1897, 323 Libraries reported; 37 Libraries have not yet sent in their reports, and 8 new Libraries have been incorporated since 1st May, 1897. Total 368.

In 1883, 251,920 volumes were issued; in 1897, 2,157,965 volumes were issued, and the assets have increased from \$255,190 to \$844,692.37.

During the past fourteen years (1883 to 1897) the total number of volumes issued in Mechanics' Institutes and Free Libraries was 13,938,893, and the amount expended during that period for library purposes was \$1,728,658. During the past fourteen years we have also made great progress in Art Education, 170 gold, silver and bronze medals have been awarded, together with 2,630 Full Teachers' and 54,265 Proficiency Certificates in the various branches of Art Education.

ABSTRACT SHOWING THE PROGRESS OF MECHANICS' INSTITUTES AND FREE LIBRARIES  
FROM 1883 TO 1897 INCLUSIVE.

*I.—Mechanics' Institutes and Public Libraries.*

Year.	Institutes reporting.	Number of members.	Number of evening classes.	Number of pupils.	Number of reading rooms.	Number of newspapers and periodicals.	Number of volumes in libraries.	Number of volumes issued.	Total receipts.		Total assets.	
									\$	c.	\$	c.
1883....	92	12,956	27	1,711	58	1,512	150,311	241,075	58,556	11	251,815	93
1888....	159	18,176	49	1,565	96	2,269	230,517	336,895	62,473	38	276,000	50
1893....	244	27,439	40	1,100	145	3,374	367,498	573,515	91,213	48	376,595	24
1894....	263	27,129	30	790	162	3,508	404,661	644,219	95,453	59	405,180	17
1895....	289	31,195	36	966	180	3,752	439,456	687,100	98,686	35	423,476	87
1896....	265	32,603	6	120	156	3,377	404,605	700,958	85,706	13	363,834	82
1897....	245	30,771	2	48	153	3,241	419,576	701,624	79,663	45	368,339	32

*II.—Free Libraries.*

Year.	Free libraries reporting.	Number of readers.	Number of reading rooms.	Number of newspapers and periodicals.	Number of volumes in libraries.	Number of volumes issued.	Total receipts.		Total assets.	
							\$	c.	\$	c.
1883.....	1	716	1	28	3,782	10,845	1,160	30	3,375	00
1888.....	8	13,840	8	741	80,531	407,571	41,370	30	127,573	25
1893.....	11	56,649	11	1,371	142,828	842,352	69,342	78	308,816	93
1894.....	11	61,671	11	1,282	156,720	865,296	76,651	03	319,336	33
1895.....	12	67,233	12	1,384	165,263	1,000,706	65,596	36	328,950	21
1896.....	54	60,833	41	2,224	254,091	1,216,407	97,982	80	454,138	06
1897.....	78	68,262	56	2,587	303,236	1,456,341	99,776	86	476,353	05

ABSTRACT COMPARING THE MECHANICS' INSTITUTES, PUBLIC LIBRARIES AND FREE  
LIBRARIES IN 1883 AND 1897.

	1883.	1897.
Number of Mechanics' Institutes and Free Libraries reported.....	93	323
Number of members and readers .....	13,672	99,033
Number of evening classes .....	28	2
Number of reading rooms .....	59	209
Number of newspapers and periodicals.....	1,540	5,828
Number of volumes in libraries.....	154,093	727,812
Number of volumes issued.....	251,920	2,157,965
Total receipts.....	\$69,716	\$179,440.31
Total assets .....	\$255,190	\$844,692.37

ABSTRACT OF THE NUMBER OF CERTIFICATES AWARDED FOR DRAWING, ETC., TO ART  
SCHOOLS, MECHANICS' INSTITUTES, ETC, FROM 1883 TO 1897.

Year.	Number of Art Schools, Mechanics' Institutes, etc.	Primary course.		Advanced course.		Mechanical course.		Extra subjects. Painting, modelling, wood-carving, lithography.	Departmental medals, etc.			
		Proficiency certifi- cates.	Full teachers' certifi- cates.	Proficiency certifi- cates.	Full teachers' certifi- cates.	Proficiency certifi- cates.	Full teachers' certifi- cates.		Gold medals.	Silver medals.	Bronze medals.	Special certificates.
1883.....	1	124	.....	31	.....	1	.....	.....	.....	.....	.....	.....
1888.....	57	2,979	133	151	9	50	2	108	1	1	4	1
1893.....	85	4,753	220	301	13	139	10	165	1	16	11	21
1894.....	71	3,915	153	280	24	134	3	113	1	4	10	21
1895.....	81	6,202	341	273	11	79	3	126	1	5	10	54
1896.....	68	4,356	265	379	17	42	3	142	1	4	10	.....
1897.....	55	2,648	114	370	18	54	.....	209	1	3	9	13

THE TOTAL NUMBER OF CERTIFICATES AWARDED FROM 1883 TO 1897.

Primary course.		Advanced course.		Mechanical course.		Extra subjects. Painting, modelling, wood-carving, lithography, etc.	Departmental medals, etc.			
Proficiency certifi- cates.	Full teachers' certifi- cates.	Proficiency certifi- cates.	Full teachers' certifi- cates.	Proficiency certifi- cates.	Full teachers' certifi- cates.		Gold medals.	Silver medals.	Bronze medals.	Special certificates.
48,546	2,413	3,206	178	1,065	39	1,250	13	62	95	198

## VIII.—GENERAL GROWTH OF THE SCHOOL SYSTEM.

A few evidences of the progress made during the last fourteen years are tabulated for convenient reference :

	1882.	1896.	Increase.
<i>Elementary Schools.</i>			
No. of Public (including Separate) Schools . . . . .	5,203	5,996	793
Pupils enrolled . . . . .	471,512	481,948	10,436
Average attendance . . . . .	214,176	271,354	57,178
Government grants . . . . .	\$265,738	\$310,851	45,113
Amount paid for teachers' salaries . . . . .	\$2,144,448	\$2,888,583	744,135
Maps and apparatus . . . . .	\$15,583	\$56,736	41,153
Sites and buildings . . . . .	\$341,918	\$386,143	44,225
Number of maps used . . . . .	39,372	52,877	13,505
No. of pupils studying Arithmetic . . . . .	419,557	471,325	51,768
“ “ Geography . . . . .	280,517	338,081	57,564
“ “ Grammar and Composition . . . . .	209,184	312,204	103,020
“ “ Physiology and Temperance . . . . .	33,926	202,434	168,508
“ “ Drawing . . . . .	176,432	447,455	271,023
“ “ British and Canadian History . . . . .	150,989	278,411	127,422
Number of teachers . . . . .	6,857	8,988	2,131
“ 1st class certificates . . . . .	246	297	51
“ 2nd class certificates . . . . .	2,169	3,309	1,200
“ 3rd class certificates . . . . .	3,471	4,415	944
“ other certificates . . . . .	971	967	dec. 4
Number trained in Normal Schools . . . . .	1,873	3,418	1,545
Average salary, male . . . . .	\$415	\$400	dec. \$15
“ female . . . . .	\$269	\$291	\$22
No. of pupils who passed Entrance examination . . . . .	4,371	10,240	5,869
“ “ Leaving examination . . . . .	Not established.	1,826	1,826
No. of trees planted on Arbor Day . . . . .	“	15,337	15,337
<i>Teachers' Institutes.</i>			
No. of Institutes . . . . .	62	75	13
No. of teachers in attendance . . . . .	4,935	7,383	2,448
Amount paid for libraries . . . . .	\$453	\$1,992	\$1,539
<i>County Model Schools.</i>			
No. of County Model Schools . . . . .	46	60	14
No. of teachers in training . . . . .	882	1,637	755
<i>High Schools.</i>			
No. of High Schools . . . . .	88	93	5
No. of Collegiate Institutes . . . . .	16	37	21
No. of teachers . . . . .	332	574	242
Receipts from fees . . . . .	\$29,270	\$115,783	\$86,513
Receipts from all sources . . . . .	\$373,150	\$806,631	\$433,481
Expended in sites and buildings . . . . .	\$19,361	\$84,663	\$65,302
No. of pupils . . . . .	12,348	24,567	12,219
No. matriculated . . . . .	272	475	203
No. who left school for agriculture . . . . .	646	1,139	493
“ “ mercantile life . . . . .	881	1,325	444
<i>Public Libraries.</i>			
No of Libraries . . . . .	94	319	225
Volumes in libraries . . . . .	154,093	658,696	504,603
No. of reading rooms . . . . .	59	197	138
Government grant to libraries . . . . .	\$30,594	41,984	11,390
No. of newspapers and periodicals . . . . .	1,540	5,601	4,061
No. of readers . . . . .	13,672	93,436	79,764
Books given out . . . . .	251,920	1,917,365	1,665,445
Amount expended . . . . .	\$59,716	1,183,688	123,972

## VIII.—GENERAL GROWTH OF THE SCHOOL SYSTEM.

	1882.	1896.	Increase.
<i>Art Schools.</i>			
No. of Art Schools.....	1	68	67
No. of certificates obtained.....	156	5,244	5,088
<i>School Practical Science.</i>			
No. of students.....	18	142	124
No. on teaching staff.....	2	14	12
No. of graduates.....	3	259	256
<i>University of Toronto.</i>			
No. of students in attendance .....	342	741	399
No. of medical students .....	None.	307	307



## IX.—GOVERNMENT GRANTS TO EDUCATION.

The gross amount expended by the Education Department for all educational purposes since 1867 was \$15,114,503. Of this sum \$7,372,804 were divided among the public, separate and other schools, to meet the annual expenditure for teachers' salaries and other purposes; \$2,722,435 were spent for the training and examination of teachers of Public Schools, at Normal Schools, County Model Schools and Teachers' Institutes and for the inspection of schools; \$2,492,564 were paid directly for the support of High Schools, and \$220,277 indirectly for the benefit of High Schools in the way of inspection and the training of High School teachers; \$1,246,611 were paid to superannuated teachers, and \$1,059,812 were paid in aid of technical education. Owing to the liberality of the Legislature, there has been a steady increase in the grant made for education during the last 25 years.

	1871.	1876.	1883.	1896.	Increase since 1871
	\$ c.	\$ c.	\$ c.	\$ .	\$ c.
Government Grants to Public Schools, etc .....	178,975 00	249,956 00	265,467 82	310,851 00	131,876 00
Number of pupils .....	446,326	490,537	464,369	481,948	35,622
Training of teachers for Public Schools	18,390 00	25,443 94	59,396 83	59,429 55	41,039 55
Grants to High Schools and Collegiate Institutes .....	72,754 00	83,410 07	84,989 75	99,993 64	27,239 64
Number of pupils.....	7,490	8,541	11,243	24,567	17,077
Grant per pupil enrolled.....	\$9 71	\$9 76	\$6 81	\$4 07	dec. 5 64
Training of teachers for High Schools .....				8,864 77	8,864 77
Grants to Technical education and Public Libraries .....	11,738 17	22,001 22	37,022 52	67,227 70	55,489 53
Cost of Normal and Model Schools, (less fees).....	12,865 60	30,650 58	32,508 00	28,575 02	15,709 42
Cost of administration of the Education Department, incl'g Depository	20,622 00	25 375 57	19,630 00	20,045 00	dec. 577 00
Superannuation of teachers.....	6,143 00	31,768 00	51,475 00	62,597 00	56,454 00

## X.—COMPARISON WITH U. S.

	Average days open.	Teachers' salaries.	Cost per caput, pupils.	Cost per caput, population
	days.	per mo. M F	\$ c.	\$ c.
Massachusetts.....	186	136—50	36 78	4 65
Connecticut.....	187	85—42	28 86	3 42
New York.....	175	73—52	30 02	3 45
Pennsylvania.....	159	45—38	24 49	3 31
Ohio.....	166	42—39	20 62	3 20
Illinois.....	157	60—51	23 77	3 55
Indiana.....	142	48—40	17 69	3 10
Michigan.....	158	46—35	19 80	2 87
United States.....	140	47—40	18 92	2 61
*Ontario.....	208	400—291	8 61	1 96
Quebec.....			8 71	1 74
Nova Scotia.....		284—230	8 05	1 80
New Brunswick.....	206	343—246	7 42	1 38
Prince Edward I.....		285—225	7 18	2 60
Manitoba.....	216	435 for all	21 30	5 33
B. Columbia.....	207	60 per mo.	14 02	1 93

\*The salaries for the Canadian Provinces are given at the rate per year. The first column shows the salaries paid male teachers, the second column the salaries paid female teachers.

---

 XI.—COST OF DEPARTMENTAL EXAMINATIONS.
 

---

1895.

Salaries, Printer, Asst. Printer, Secretary to Committee and Clerk, etc .....	\$2,359 25
Sub-examiners, services and expenses, including Com. Exams, extra clerical assistance, etc....	16,661 53
Sub-examiners, Entrance and P. S. Leaving Papers.....	90 00
Board of Exam., Chairman and 15 members, services and expenses .....	1,346 80
Appeal Examiners.....	1,364 91
Kindergarten Exams., services and expenses.....	215 10
Nor. Sch. Exam., services and expenses .....	786 35
Nor. Coll. Exam., services and expenses .....	637 95
Bracebridge Mod. Sch. Exam., services and expenses .....	72 55
Specimens, etc., for Microscopical Exam.....	121 25
Warwick & R., Rowsell & H., printing, etc .....	979 54
Queen's Printer, printing paper, envelopes, etc.....	1,259 93
Postage stamps (proportion).....	190 00
Sundries for printer, type, etc., power, pressmen, etc .....	210 05
Examination sundries, bags, rent of tables, etc.....	111 02
Sundries, express charges, freight, etc.....	97 93
Advertising . . . . .	177 00
Proportion, salaries.....	3,295 00
Total expenditure. ....	29,976 16
Total fees received, .....	27,892 56
Less refunds.....	515 00
Net receipts from fees.....	\$27,377 56

---



1896.

<i>Total expenditure, 1896</i> .....	\$29,550 00
<i>Proportion, salaries</i> .....	3,385 00
<i>Grand Total, 1896</i> .....	<u>\$32,935 00</u>
<i>Total fees received, 1896</i> .....	34,661 58
<i>Less refunds</i> .....	659 00
<i>Net receipts from fees</i> .....	<u>\$34,002 58</u>

---

## XII.—ARBOR DAY.


The efforts made by the Department to secure the planting of shade trees and the cultivation of flowers in the school grounds, were heartily supported by teachers and trustees. Arbor day has now become one of the most interesting and profitable holidays of the year. Since 1885, 254,122 trees have been planted, 15,337 of these in 1896.

I have the honor to be,

Your Honor's obedient servant

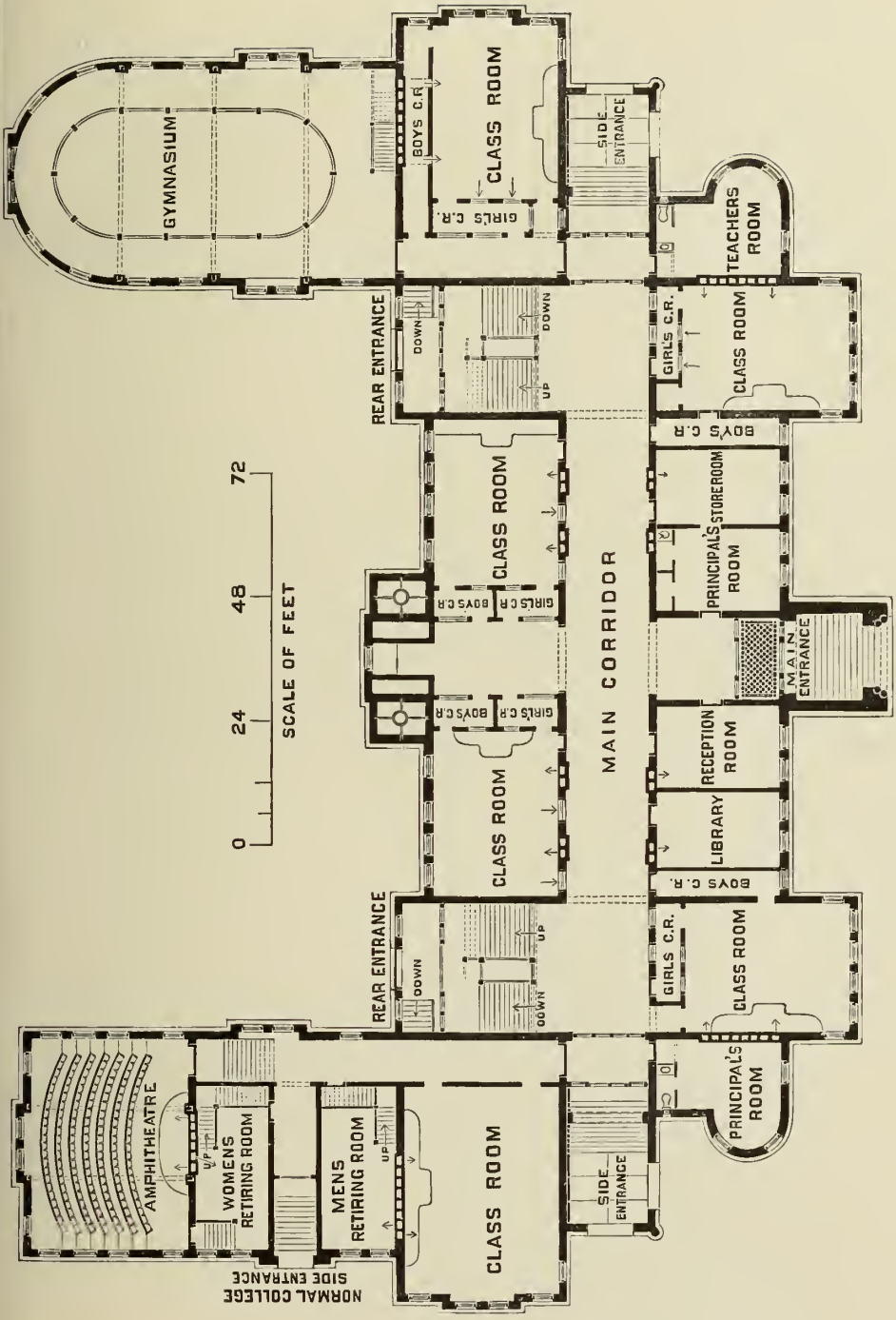
EDUCATION DEPARTMENT,  
TORONTO, December, 1897.

GEO. W. ROSS,  
Minister of Education.



ONTARIO NORMAL COLLEGE, HAMILTON.

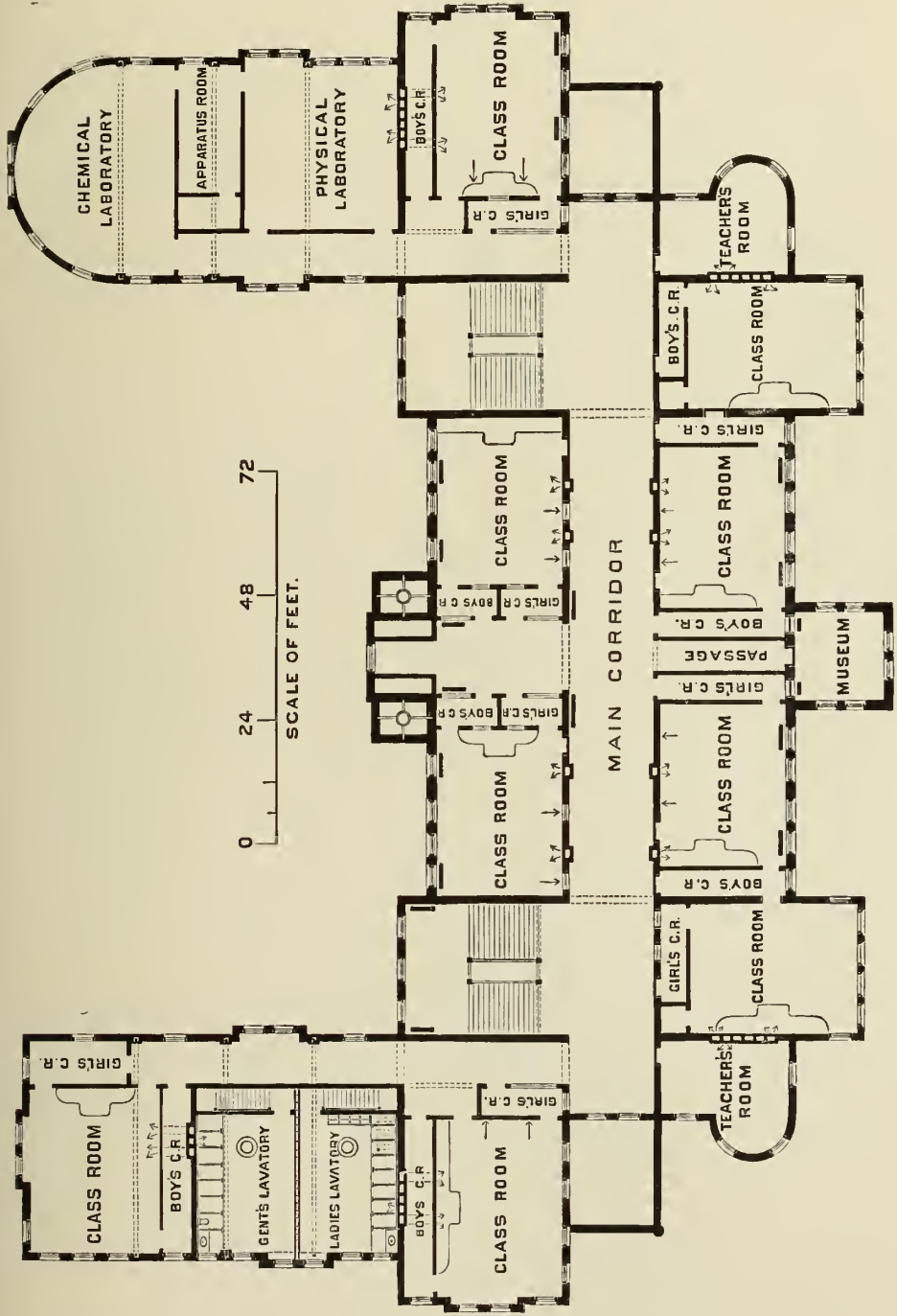




GROUND FLOOR PLAN—NORMAL COLLEGE, HAMILTON.

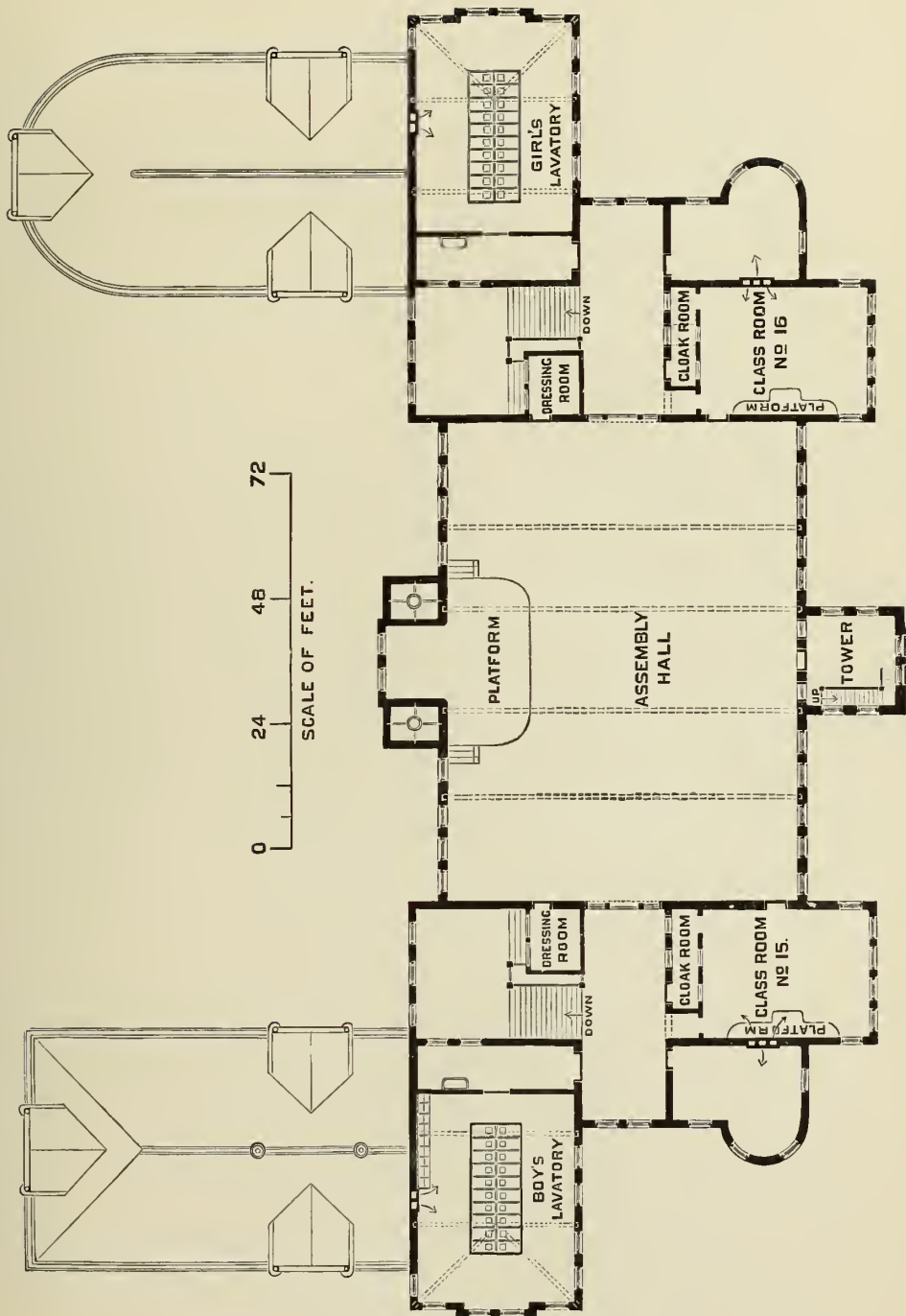






SECOND FLOOR PLAN—NORMAL COLLEGE, HAMILTON.





THIRD FLOOR PLAN—NORMAL COLLEGE, HAMILTON.



---

APPENDICES.

---



---

APPENDIX A.

—  
STATISTICAL TABLES.

---

I.—TABLE A.—The

Counties. (Including incorporated villages, but not cities or towns )	School population.—Pupils						
	School population between 5 and 21 years of age.	Pupils under 5 years of age.	Pupils between 5 and 21 years of age.	Pupils over 21 years of age.	Total number of pupils of all ages attending school.	Boys.	Girls.
1 Brant .....	4,288	11	3,337	4	3,352	1,828	1,524
2 Bruce .....	15,941	29	12,788	10	12,827	6,822	6,005
3 Carleton .....	8,933	16	6,975	11	7,002	3,720	3,282
4 Dufferin .....	5,615	21	5,082	8	5,111	2,711	2,400
5 Elgin .....	8,304	25	6,754	6	6,785	3,525	3,260
6 Essex .....	11,811	21	8,396	7	8,424	4,445	3,979
7 Frontenac .....	7,124	52	6,039	7	6,098	3,170	2,928
8 Grey .....	16,016	90	14,871	24	14,985	7,935	7,050
9 Haldimand .....	6,303	30	5,025	.....	5,055	2,729	2,326
10 Haliburton and N.-E. Muskoka .....	4,819	19	4,080	4	4,103	2,259	1,844
11 Halton .....	5,832	1	3,993	4	3,998	2,096	1,902
12 Hastings .....	11,188	35	9,301	6	9,342	4,929	4,413
13 Huron .....	16,378	49	12,679	11	12,739	6,718	6,021
14 Kent .....	10,326	41	8,634	4	8,679	4,574	4,105
15 Lambton .....	12,004	35	10,307	5	10,347	5,402	4,945
16 Lanark .....	6,574	28	4,937	2	4,967	2,616	2,351
17 Leeds and Grenville .....	11,510	70	10,209	15	10,294	5,419	4,875
18 Lennox and Addington .....	5,838	19	4,866	3	4,903	2,566	2,342
19 Lincoln .....	5,054	8	4,153	1	4,162	2,205	1,957
20 Middlesex .....	13,493	38	11,124	1	11,163	5,887	5,276
21 Norfolk .....	8,918	46	6,717	18	6,781	3,609	3,172
22 Northumberland and Durham .....	14,182	54	12,263	9	12,326	6,662	5,664
23 Ontario .....	10,032	18	8,191	9	8,218	4,446	3,772
24 Oxford .....	9,700	8	7,889	8	7,905	4,146	3,759
25 Peel .....	6,365	21	4,796	4	4,821	2,616	2,205
26 Perth .....	9,427	29	7,296	6	7,331	3,914	3,417
27 Peterborough .....	7,689	34	5,716	4	5,754	2,953	2,801
28 Prescott and Russell .....	8,474	44	5,991	8	6,043	3,139	2,904
29 Prince Edward .....	3,613	19	3,256	5	3,280	1,704	1,576
30 Renfrew .....	11,110	36	7,736	10	7,782	3,943	3,839
31 Simcoe and West Muskoka .....	18,822	54	16,531	12	16,597	8,775	7,822
32 Stormont, Dundas & Glengarry .....	16,205	65	13,308	14	13,387	6,975	6,414
33 Victoria and East Muskoka .....	9,127	36	7,202	8	7,246	3,954	3,292
34 Waterloo .....	10,195	3	7,171	.....	7,174	3,865	3,309
35 Welland .....	6,886	36	5,713	2	5,751	3,018	2,733
36 Wellington .....	13,816	35	9,487	11	9,533	5,098	4,435
37 Wentworth .....	7,191	12	5,430	6	5,448	2,836	2,612
38 York .....	15,599	36	12,295	6	12,337	6,619	5,718
39 Districts .....	12,398	84	11,475	20	11,579	5,994	5,585
Total .....	387,150	1,308	312,033	293	313,634	165,820	147,814
Cities.							
1 Belleville .....	2,683	.....	1,712	.....	1,712	845	867
2 Brantford .....	2,842	.....	2,602	.....	2,602	1,371	1,231
3 Chatham .....	2,698	.....	1,701	.....	1,701	863	838
4 Guelph .....	3,482	.....	1,853	.....	1,853	914	939
5 Hamilton .....	14,103	.....	8,894	3	8,897	4,463	4,434
6 Kingston .....	5,710	.....	2,641	.....	2,641	1,316	1,325
7 London .....	8,719	.....	5,734	.....	5,734	2,991	2,743
8 Ottawa .....	14,836	.....	4,701	.....	4,701	2,499	2,202
9 St. Catharines .....	2,961	.....	1,565	.....	1,565	798	767
10 St. Thomas .....	2,696	.....	2,178	.....	2,178	1,112	1,066
11 Stratford .....	3,502	.....	1,687	.....	1,687	847	840
12 Toronto .....	45,000	.....	28,978	5	28,983	14,710	14,273
13 Windsor .....	3,243	2	2,318	.....	2,320	1,213	1,107
Total .....	112,475	2	66,564	8	66,574	33,942	32,632



## Public Schools.

attending the Public Schools.

	Attending less than 20 days during the year.	20 to 50 days.	51 to 100 days.	101 to 150 days.	151 to 200 days.	201 days to the whole year.	Number of children 8 to 14 (inclusive) who did not attend any school during the year.	Number of children 8 to 14 (inclusive) who did not attend any school for 100 days during the year.	Average attendance of pupils.	Percentage of aver- age attendance to total number at- tending school.
1	228	451	785	806	955	127	8	487	1,818	55
2	991	1,729	2,657	3,082	3,993	375	48	2,270	7,772	61
3	673	1,140	1,733	1,509	1,766	181	41	1,625	3,286	47
4	599	899	1,195	1,190	1,123	105	55	1,250	2,226	44
5	506	866	1,382	1,566	2,183	282	14	1,355	3,702	55
6	737	1,242	1,900	1,957	2,362	226	66	2,027	4,267	51
7	859	1,254	1,476	1,301	1,008	200	67	1,748	2,540	42
8	1,631	2,621	3,584	3,332	3,478	339	80	3,297	6,861	46
9	293	566	895	1,168	1,775	358	8	584	3,096	61
10	603	791	1,170	930	558	51	61	1,292	6,170	40
11	256	511	781	998	1,351	101	17	517	2,189	55
12	1,003	1,515	2,210	2,140	2,324	150	126	2,167	4,452	48
13	810	1,583	2,436	3,233	4,109	568	101	1,757	6,937	55
14	875	1,391	2,016	2,013	2,212	172	92	1,791	4,044	46
15	727	1,256	2,166	2,429	3,481	288	40	1,883	5,447	53
16	424	654	1,067	1,323	1,321	178	29	855	2,596	52
17	1,056	1,676	2,205	2,509	2,573	275	101	2,012	4,970	50
18	568	803	1,062	1,076	1,257	142	107	1,218	2,334	47
19	322	621	929	964	1,211	115	10	899	2,137	51
20	737	1,329	2,188	2,815	3,802	292	74	1,425	6,218	56
21	712	1,095	1,545	1,502	1,682	245	14	1,360	3,430	50
22	1,090	1,829	2,636	3,055	3,294	422	88	2,026	6,154	50
23	595	1,263	1,777	2,011	3,279	293	47	1,308	4,791	58
24	504	1,005	1,519	1,904	2,562	411	61	1,242	4,352	55
25	372	727	1,049	1,173	1,413	87	27	732	2,480	52
26	410	932	1,589	1,899	2,258	243	14	1,297	3,810	53
27	530	900	1,363	1,469	1,394	93	61	1,332	2,882	50
28	607	983	1,389	1,347	1,577	140	107	1,564	2,880	48
29	265	499	690	757	959	110	11	577	1,714	52
30	1,014	1,415	1,933	1,738	1,515	167	.....	2,161	3,472	45
31	1,238	2,427	3,885	4,086	4,208	753	123	2,508	7,938	48
32	1,436	2,017	2,958	3,181	3,488	307	114	2,899	6,580	49
33	834	1,171	1,646	1,769	1,699	127	27	1,593	3,552	49
34	319	718	1,259	1,692	2,802	384	9	927	4,436	62
35	480	840	1,282	1,280	1,695	174	22	868	2,982	52
36	696	1,293	2,193	2,433	2,685	233	48	1,849	5,026	53
37	376	792	1,251	1,437	1,452	140	10	1,039	2,784	51
38	1,036	1,732	2,750	2,898	3,632	289	106	1,040	6,559	53
39	1,591	2,326	3,065	2,234	2,070	293	204	3,020	4,669	40
	28,003	46,862	69,621	74,206	85,506	9,436	2,238	60,731	159,020	51
1	94	198	342	400	748	.....	.....	266	1,047	61
2	87	165	484	492	1,374	.....	.....	397	1,907	73
3	84	176	324	354	763	.....	.....	224	1,053	62
4	28	69	257	291	1,208	.....	.....	150	1,398	75
5	172	493	1,296	1,406	5,530	.....	.....	645	6,621	75
6	61	152	467	520	1,441	.....	.....	.....	1,992	75
7	158	335	851	1,204	3,186	.....	.....	525	4,137	72
8	199	404	836	948	2,314	.....	.....	516	3,174	68
9	48	126	269	327	795	.....	.....	101	1,004	65
10	44	130	265	509	1,230	.....	23	117	1,536	61
11	40	91	238	383	935	.....	.....	115	1,162	69
12	835	1,619	4,264	4,722	17,543	.....	.....	.....	21,054	73
13	121	171	372	511	1,145	.....	.....	283	1,652	72
	1,971	4,059	10,265	12,067	38,212	.. . .	23	3,339	47,737	72

I.—TABLE A.—The

School population.—Pupils

Towns.	School population.—Pupils						
	School population between 5 and 21 years of age.	Pupils under 5 years of age.	Pupils between 5 and 21 years of age.	Pupils over 21 years of age.	Total number of pupils of all ages attending school.	Boys.	Girls.
1 Alliston .....	535		334		334	183	151
2 Almonte .....	748		413		413	205	208
3 Amherstburg .....	700		307		307	153	154
4 Arnprior .....	754		621		621	312	309
5 Aurora .....	488		381		381	188	193
6 Aylmer .....	570		470		470	224	246
7 Barrie .....	1,685		1,042		1,042	550	492
8 Berlin .....	2,488		1,438		1,438	772	666
9 Blenheim .....	612		475		475	263	212
10 Bothwell .....	285		251		251	139	112
11 Bowmanville .....	907		616		616	312	304
12 Bracebridge .....	827		721		721	356	365
13 Brampton .....	696	1	591		592	295	297
14 Brockville .....	2,622		1,431		1,431	709	722
15 Carleton Place .....	1,414		934		934	462	472
16 Clinton .....	673		571		571	304	267
17 Cobourg .....	1,617		710		710	370	340
18 Collingwood .....	1,809		1,287		1,287	634	653
19 Cornwall .....	906	2	640		642	312	330
20 Deseronto .....	1,070		668		668	331	337
21 Dresden .....	540		441		441	221	220
22 Dundas .....	994		566		566	289	277
23 Durham .....	453		427		427	219	208
24 Essex .....	600		415		415	207	208
25 Forest .....	397		349		349	181	168
26 Fort William .....	623		507		507	252	255
27 Galt .....	1,854		1,505		1,505	777	728
28 Gananoque .....	1,575		775		775	407	368
29 Goderich .....	1,025		804		804	419	385
30 Gore Bay .....	474	2	190		192	92	100
31 Gravenhurst .....	2,200		603		603	318	285
32 Harriston .....	606		467		467	248	219
33 Ingersoll .....	1,119		753		753	392	361
34 Kincardine .....	798		553		553	282	271
35 Leamington .....	700	16	547		553	278	285
36 Lindsay .....	1,192		1,082		1,082	544	538
37 Listowel .....	820		608		608	321	287
38 Little Current .....	311		235		235	147	88
39 Mattawa .....	700		113		113	43	70
40 Meaford .....	615		418		418	227	191
41 Midland .....	709		657		657	357	300
42 Milton .....	504		412	1	413	205	208
43 Mitchell .....	671		518		518	267	251
44 Mount Forest .....	773		559		559	318	241
45 Napanee .....	943		675		675	348	327
46 Newmarket .....	698		410		410	226	184
47 Niagara .....	569		296		296	164	132
48 Niagara Falls .....	1,088		599		599	299	300
49 North Bay .....	821		380		380	187	193
50 North Toronto .....	600		459		459	232	227
51 Oakville .....	419		324		324	149	175
52 Orangeville .....	890		562		562	255	307
53 Orillia .....	1,834		1,160		1,160	571	589
54 Oshawa .....	1,247		816		816	414	402
55 Owen Sound .....	1,976		1,421		1,421	700	721
56 Palmerston .....	691		507	1	508	243	265
57 Parkhill .....	452		283		283	149	134
58 Paris .....	930		597		597	295	302
59 Parry Sound .....	744	1	705	3	709	369	340

## Public Schools.

attending the Public Schools.

Attending less than 20 days during the year.		20 to 50 days.	51 to 100 days.	101 to 150 days.	151 to 200 days.	201 days to the whole year.	Number of children (8 to 14 inclusive) who did not attend any school during the year.	Number of children (8 to 14 inclusive) who did not attend any school for 100 days during the year.	Average attendance of pupils.	Percentage of average attendance to total number attending school.
1	16	31	61	63	163			76	210	64
2	13	29	79	67	225				290	70
3	21	37	61	64	124			55	181	59
4	31	58	118	155	259			83	384	62
5	18	38	65	80	180			66	245	64
6	10	23	98	111	223			11	331	71
7	66	115	188	225	448			154	610	59
8	30	83	145	280	900			152	1,005	70
9	13	52	73	100	237			112	305	64
10	29	35	42	42	103			36	153	61
11	9	40	74	154	339				411	65
12	61	108	222	184	146				334	46
13	12	29	99	119	333				421	71
14	50	110	222	299	749	1		128	994	70
15	36	61	158	176	503			86	642	69
16	24	46	80	109	312			42	393	69
17	21	45	118	178	348				478	68
18	63	94	193	301	636				853	66
19	25	45	75	128	369			184	462	72
20	35	66	124	143	300			66	441	66
21	29	41	67	87	217		10	104	284	65
22	18	28	70	107	343			62	397	70
23	16	34	82	102	193			54	277	65
24	13	60	91	94	157			40	233	56
25	15	17	41	61	215			34	254	73
26	31	45	124	114	193			31	312	62
27	39	88	163	266	949				1,090	72
28	43	68	123	181	360			132	557	72
29	17	60	138	181	408			95	546	68
30	12	21	31	38	92			18	65	35
31	48	78	136	107	234				347	58
32	16	35	65	111	240			82	295	64
33	35	69	122	181	346			68	475	63
34	26	51	112	160	204				349	63
35	27	71	95	141	229			64	344	63
36	32	57	161	213	619			75	772	72
37	29	58	95	111	315		20	70	352	58
38	8	20	37	83	87			34	108	46
39	7	9	15	50	32			26	65	58
40	13	31	65	95	214			46	297	71
41	25	51	119	157	305			96	430	66
42	9	30	59	83	232			28	288	70
43	17	27	52	139	278	5		8	335	65
44	16	41	74	112	316			40	396	71
45	25	53	128	133	336				461	68
46	18	34	70	84	204			40	270	66
47	17	36	74	96	73			47	157	53
48	12	25	85	162	315			20	436	73
49	18	42	74	96	150				239	63
50	28	71	88	127	145				256	56
51	20	27	57	80	140			107	196	61
52	22	54	119	115	252		2	27	357	63
53	61	92	193	229	585			68	777	67
54	17	43	125	194	437			149	573	70
55	55	102	229	281	754			79	979	69
56	17	35	74	137	245			31	340	67
57	6	19	30	46	182			85	208	73
58	10	40	64	134	349			16	441	74
59	53	84	160	199	213			70	405	57

I.—TABLE A.—The

Towns.	School population.—Pupils						
	School population between 5 and 21 years of age.	Pupils under 5 years of age.	Pupils between 5 and 21 years of age.	Pupils over 21 years of age.	Total number of pupils of all ages attending school.	Boys.	Girls.
60 Pembroke .....	1,191		686		686	369	317
61 Penetanguishene ..	720		276		276	144	132
62 Perth .....	751		575		575	287	288
63 Peterborough.....	2,256		1,646		1,646	839	807
64 Petrolea .....	1,411		1,091		1,091	556	535
65 Picton .....	973		677		677	345	332
66 Port Arthur.....	910		439		439	218	221
67 Port Hope .....	3,000		949		949	470	479
68 Prescott .....	796		372		372	180	192
69 Rat Portage .....	837		672		672	364	308
70 Renfrew .....	900	1	430	1	432	206	226
71 Ridgetown .....	703		545		545	288	257
72 Sandwich .....	387		296		296	138	158
73 Sarnia .....	1,934		1,191		1,191	602	589
74 Sault Ste. Marie.....	895	1	672		673	335	338
75 Seaforth .....	758		526		526	268	258
76 Simcoe .....	658		533		533	300	233
77 Smith's Falls.....	1,109		905		905	447	458
78 Stayner .....	576		397		397	180	217
79 St. Mary's .....	967		820		820	373	447
80 Strathroy .....	817		582		582	276	306
81 Sturgeon Falls .....	150		91		91	56	35
82 Sudbury .....	200		159		159	81	78
83 Thessalon .....	428		249	1	250	116	134
84 Thornbury .....	471		220		220	104	116
85 Thorold .....	601		338		338	183	155
86 Tilsonburg .....	488		439		439	219	220
87 Toronto Junction.....	1,998		1,491		1,491	786	705
88 Trenton .....	1,296		703		703	332	371
89 Uxbridge .....	677		444		444	233	211
90 Walkerton .....	1,006		569		569	282	287
91 Walkerville .....	387		225		225	120	105
92 Wallaceburg .....	757		686		686	342	344
93 Waterloo .....	987		626		626	305	321
94 Welland .....	550		408		408	203	205
95 Whitby .....	855		492	1	493	267	226
96 Warton .....	690		576		576	299	277
97 Wingham .....	691		561		561	283	278
98 Woodstock .....	1,750		1,706		1,706	847	859
Total.....	92,092	24	60,862	8	60,894	30,929	29,965
Totals.							
1 Counties, etc.....	387,150	1,308	312,033	293	313,634	165,820	147,814
2 Cities .....	112,475	2	66,564	8	66,574	33,942	32,632
3 Towns .....	92,092	24	60,862	8	60,894	30,929	29,965
4 Grand total, 1896. ....	591,717	1,334	439,459	309	441,102	230,691	210,411
5 " 1895. ....	600,615	1,418	443,001	359	444,778	232,633	212,145
6 Increase .....							
7 Decrease .....	8,898	84	3,542	50	3,676	1,942	1,734
Percentage .....		.30	99.62	.8		52	48

## Public Schools.

## attending the Public Schools.

	Attending less than 20 days during the year.	20 to 50 days.	51 to 100 days.	101 to 150 days.	151 to 200 days.	201 days to the whole year.	Number of children (8 to 14 inclusive) who did not attend any school during the year.	Number of children (8 to 14 inclusive) who did not attend school for 100 days during the year.	Average attendance of pupils.	Percentage of average attendance to total number attending school.
1	29	63	146	136	312			66	447	65
2	19	41	56	59	101		7	21	169	61
3	15	30	61	103	365			39	429	75
4	49	97	260	310	930			64	1,230	71
5	35	62	170	234	590			63	760	70
6	42	55	120	135	325			49	427	64
7	15	32	69	82	241			44	308	70
8	30	57	124	182	556			77	681	72
9	17	26	58	126	145		10	31	227	61
10	51	85	152	126	258			130	389	58
11	20	29	68	104	211			27	315	73
12	37	40	80	139	249			74	345	64
13	29	35	85	63	84			53	160	55
14	40	101	175	231	644			119	808	68
15	72	98	157	129	217		58	197	361	54
16	24	27	70	111	294			44	368	70
17	26	54	81	140	232			62	334	63
18	36	66	145	182	476			119	615	68
19	34	44	92	82	145			40	219	56
20	21	57	349	282	111			47	407	50
21	18	35	78	138	313			20	401	69
22	11	17	24	22	17			15	51	55
23	6	22	31	29	71			32	91	58
24	12	34	60	80	64			15	124	50
25	9	23	39	79	70				146	67
26	13	37	43	67	178			41	215	64
27	24	37	56	100	222			72	300	68
28	85	172	327	330	577			320	816	55
29	49	68	119	234	176	57			467	67
30	16	35	67	102	224			47	307	69
31	22	41	65	120	321			54	393	69
32	9	18	27	42	129			16	155	70
33	49	96	133	154	254		71	213	393	57
34	6	33	68	111	408			13	488	78
35	25	41	72	71	199		10	25	258	63
36	23	41	79	123	227				330	68
37	44	89	146	204	93			76	274	48
38	13	42	70	102	335			37	386	69
39	44	112	256	283	1,011			195	1,267	74
	2,621	5,084	10,280	13,410	29,436	63	450	6,139	39,967	66
1	28,003	46,862	69,621	74,206	85,506	9,436	2,238	60,731	159,020	51
2	1,971	4,059	10,265	12,067	38,212		23	3,339	47,737	72
3	2,621	5,084	10,280	13,410	29,436	63	450	6,139	39,967	66
4	32,595	56,005	90,166	99,683	153,154	9,499	2,711	70,209	246,721	56
5	34,302	57,274	93,468	98,565	151,333	9,836	2,922	69,443	247,459	56
6				1,118	1,821			766		
7	1,707	1,269	3,302			337	211		735	
	7	13	21	22	35	2				

II.—TABLE B—

Number of pupils in

Counties. Including incorporated villages, but not cities or towns.)	Reading.					Writing.	Arithmetic.	Drawing.	
	1st Reader, Part I.	1st Reader, Part II.	2nd Reader.	3rd Reader.	4th Reader.				5th Reader.
1 Braut .....	584	419	666	798	679	206	3,352	3,352	3,352
2 Bruce .....	2,731	1,802	2,260	2,859	2,612	563	12,326	12,684	12,176
3 Carleton .....	1,608	1,114	1,404	1,424	1,198	254	6,587	6,780	6,367
4 Dufferin .....	1,127	723	851	1,125	1,001	284	4,941	5,016	4,894
5 Elgin .....	1,369	969	1,307	1,298	1,287	495	6,657	6,719	6,363
6 Essex .....	2,453	1,602	1,710	1,480	1,068	161	8,187	8,291	7,875
7 Frontenac .....	1,436	892	1,058	1,269	1,280	163	5,718	5,672	5,319
8 Grey .....	3,605	2,319	3,209	3,091	2,318	443	13,402	14,578	13,908
9 Halimand .....	1,006	677	1,094	970	1,067	241	4,788	4,979	4,393
10 Haliburton and N. E. Muskoka .....	1,150	788	805	818	487	55	3,747	3,796	3,462
11 Halton .....	953	569	636	799	818	223	3,398	3,398	3,398
12 Hastings .....	2,638	1,763	1,698	1,675	1,329	239	9,031	9,061	8,528
13 Huron .....	2,140	1,741	2,249	2,870	2,725	1,014	12,164	12,566	11,811
14 Kent .....	2,136	1,270	1,687	1,569	1,564	453	8,454	8,417	8,386
15 Lambton .....	2,392	1,669	1,759	1,965	1,969	593	9,876	10,106	9,570
16 Lanark .....	1,284	826	1,104	885	711	157	4,967	4,967	4,967
17 Leeds and Grenville ..	2,248	1,366	1,979	2,053	2,287	361	9,564	9,855	9,093
18 Lennox & Add'gton ..	928	705	853	1,196	1,024	202	4,894	4,906	4,442
19 Lincoln .....	829	591	742	892	1,027	81	4,020	4,084	3,872
20 Middlesex .....	2,092	1,605	1,841	2,526	2,446	653	10,789	10,805	10,873
21 Norfolk .....	1,440	870	1,321	1,244	1,671	235	6,448	6,647	6,244
22 North'mb'd & Durham	2,353	1,791	2,480	2,629	2,559	514	12,009	12,053	11,627
23 Ontario .....	1,574	1,073	1,500	1,851	1,932	288	7,827	7,914	7,423
24 Oxford .....	1,609	1,054	1,421	1,630	1,677	514	7,675	7,793	7,314
25 Peel .....	994	815	740	999	1,042	231	4,782	4,659	4,593
26 Perth .....	1,357	973	1,221	1,965	1,375	440	6,896	7,089	5,312
27 Peterborough .....	1,472	851	1,084	1,116	1,069	162	4,576	5,721	5,048
28 Prescott and Russell ..	2,026	932	1,087	998	839	161	5,876	5,663	4,657
29 Prince Edward .....	548	409	549	634	925	215	3,227	3,250	3,169
30 Renfrew .....	2,043	1,187	1,517	1,485	1,286	264	6,920	7,220	5,637
31 Simcoe & W. Musk'ka	3,827	2,711	3,188	3,130	2,838	903	16,152	16,343	15,729
32 St'm't, Du'd's & Glen.	3,574	2,056	2,919	2,220	2,146	472	12,995	13,039	12,237
33 Victoria & E. Musk'ka	1,544	1,048	1,356	1,561	1,399	338	6,931	7,057	6,402
34 Waterloo .....	1,506	1,239	1,694	1,539	990	206	7,174	7,174	6,566
35 Welland .....	1,132	820	909	1,216	1,358	316	5,667	5,704	5,548
36 Wellington .....	1,918	1,390	1,761	2,038	1,940	486	9,283	9,271	8,602
37 Wentworth .....	1,052	677	945	1,388	1,110	276	5,323	5,328	4,998
38 York .....	2,827	1,896	2,386	2,685	2,242	301	11,683	11,977	11,508
39 Districts .....	3,481	1,917	2,165	2,199	1,573	244	10,466	10,768	9,772
Total .....	70,986	47,119	59,215	64,039	58,868	13,407	298,252	304,702	285,380
Cities.									
1 Belleville .....	442	301	250	345	374	.....	1,712	1,712	1,712
2 Brantford .....	551	379	525	735	352	60	2,602	2,602	2,602
3 Chatham .....	364	345	366	329	297	.....	1,701	1,701	1,701
4 Guelph .....	357	191	282	533	372	118	1,853	1,853	1,853
5 Hamilton .....	2,221	1,167	1,310	2,230	1,563	406	8,173	8,897	8,897
6 Kingston .....	657	385	330	675	471	123	2,641	2,641	2,641
7 London .....	1,277	728	1,216	1,187	1,326	.....	5,734	5,734	5,734
8 Ottawa .....	1,167	623	592	1,141	1,023	155	4,701	4,701	4,701
9 St. Catharines .....	407	264	244	373	277	.....	1,565	1,565	1,565
10 St. Thomas .....	585	295	483	418	397	.....	2,178	2,178	2,178
11 Stratford .....	357	229	221	434	446	.....	1,687	1,687	1,687
12 Toronto .....	5,140	3,659	6,672	6,312	5,093	2,107	28,983	28,983	28,807
13 Windsor .....	903	435	393	397	192	.....	2,320	2,320	2,320
Total .....	14,428	9,001	12,884	15,109	12,183	2,969	65,850	66,574	66,398

The Public Schools.

the different branches of instruction.

	Geography.	Music.	Grammar and Composition.	English History.	Canadian History.	Temperance and Hygiene.	Drill and Calisthenics.	Book-keeping.	Algebra.	Geometry.	Botany.	Elementary Physics.	Agriculture.
1	3,352	1,551	2,326	901	1,661	1,506	2,127	202	195	192	97	51	3
2	8,589	3,653	7,726	3,182	5,418	6,638	3,337	567	525	500	102	61	33
3	4,239	1,915	4,270	2,067	1,994	2,080	2,087	268	284	273	53	22	.....
4	3,552	2,972	3,576	1,488	2,137	2,227	3,245	223	282	275	45	47	359
5	5,081	1,976	5,093	1,930	3,028	3,866	3,296	660	460	441	188	91	7
6	5,033	1,681	4,200	1,656	2,481	3,416	3,050	310	151	130	25	13	103
7	3,918	1,780	3,239	1,524	1,963	1,661	2,841	154	132	121	14	9	.....
8	10,280	6,151	9,759	2,912	5,222	8,680	7,731	435	385	359	184	77	75
9	3,515	1,478	3,329	1,449	1,740	1,933	2,441	285	221	217	102	62	31
10	2,194	1,035	1,999	574	834	438	1,777	64	56	57	32	.....	47
11	2,737	1,282	2,609	1,118	1,603	1,461	2,213	199	207	198	44	15	28
12	5,360	3,651	5,480	1,478	2,906	4,983	5,524	1,337	228	210	80	32	26
13	9,736	4,103	8,074	3,925	5,666	4,922	4,064	1,092	945	937	281	132	47
14	5,896	3,044	5,470	2,827	2,891	3,759	3	491	451	463	110	38	208
15	6,749	4,150	7,175	2,760	4,406	4,875	.....	544	537	508	174	50	123
16	3,019	861	3,031	1,187	1,390	1,396	3,180	156	148	147	76	9	.....
17	6,901	1,623	6,678	2,842	3,504	3,789	3,072	332	326	312	83	37	.....
18	3,497	813	3,231	1,380	1,566	1,884	1,973	353	178	171	36	26	24
19	2,887	999	2,882	1,190	1,636	1,667	1,619	128	84	73	19	.....	60
20	7,985	5,879	7,680	3,383	4,113	6,483	6,509	650	575	578	161	30	108
21	5,076	2,465	4,093	1,964	2,243	2,230	3,387	261	222	214	76	110	.....
22	8,917	1,976	7,573	2,917	3,843	4,600	3,825	680	476	440	102	69	8
23	5,454	3,168	4,240	2,525	2,974	3,185	2,896	374	304	299	62	21	.....
24	5,520	2,307	5,211	2,566	3,368	3,187	3,436	536	476	421	299	214	.....
25	3,131	1,481	2,654	1,507	2,129	1,989	2,055	242	232	231	97	82	58
26	4,362	1,867	4,127	1,870	2,659	1,869	1,668	177	165	160	30	18	24
27	3,909	1,687	3,086	1,449	1,874	2,083	2,424	154	140	137	34	39	18
28	3,225	1,572	3,152	1,155	1,547	1,910	2,870	448	156	154	70	50	85
29	2,606	1,097	2,331	1,163	1,289	1,949	1,387	255	210	188	149	63	8
30	4,066	953	3,933	1,617	2,183	1,814	788	259	239	217	29	25	23
31	10,441	10,195	9,980	4,536	6,245	5,215	11,081	1,399	883	866	397	307	1,812
32	9,596	3,271	8,797	2,888	3,280	4,359	5,448	502	474	463	136	93	155
33	4,722	1,757	4,197	1,832	2,326	2,222	2,031	343	301	255	130	29	18
34	4,463	4,638	3,148	1,073	2,090	2,254	2,632	197	180	145	34	11	13
35	4,029	2,018	4,033	2,072	2,438	2,817	2,305	423	300	278	24	26	.....
36	6,379	2,804	5,387	2,372	4,011	3,177	3,508	445	411	401	52	61	46
37	3,968	1,343	3,647	1,539	2,096	1,538	1,454	264	255	230	51	21	6
38	8,923	4,840	8,304	2,837	3,586	3,898	4,450	308	274	246	93	14	.....
39	6,253	3,030	5,203	2,184	3,193	3,225	4,833	437	203	185	49	30	7
	209,760	103,066	190,923	79,839	110,533	121,185	132,213	16,159	12,271	11,692	3,820	2,085	3,563
1	969	930	907	331	719	753	1,662	.....	.....	.....	.....	.....	.....
2	2,602	2,602	1,672	412	1,045	2,602	2,602	60	60	60	.....	.....	.....
3	1,574	1,701	1,308	481	786	786	1,701	.....	.....	.....	.....	.....	.....
4	1,219	1,245	1,740	266	684	905	1,735	118	.....	.....	.....	.....	.....
5	6,265	8,790	6,676	1,843	2,586	2,149	8,897	404	378	453	467	55	.....
6	1,952	1,987	1,922	600	902	881	2,641	123	32	32	.....	.....	.....
7	5,734	5,734	2,890	950	1,840	5,734	5,734	.....	.....	.....	.....	.....	.....
8	2,319	2,382	2,319	1,178	2,319	4,701	4,701	155	155	155	95	.....	.....
9	894	.....	894	277	441	441	1,565	.....	.....	.....	.....	.....	.....
10	1,298	1,363	1,298	397	815	1,298	2,178	.....	.....	.....	.....	.....	.....
11	1,560	1,687	1,687	446	642	446	1,687	.....	.....	.....	.....	.....	.....
12	28,343	27,307	28,106	4,748	7,077	17,233	27,875	4,688	2,109	2,108	2,052	887	.....
13	1,052	408	589	192	589	722	1,381	.....	.....	.....	.....	.....	.....
	55,781	56,136	52,008	12,121	20,445	38,651	64,359	5,548	2,734	2,808	2,614	942	.....

II.—TABLE B—

Towns.	Number of pupils in								
	Reading.						Writing.	Arithmetic.	Drawing.
	1st Reader, Part I.	1st Reader, Part II.	2nd Reader.	3rd Reader.	4th Reader.	5th Reader.			
1 Alliston.....	88	41	55	59	35	56	334	334	334
2 Almonte.....	85	65	86	93	84	.....	413	413	328
3 Amherstburg.....	75	46	72	60	35	19	307	307	307
4 Arnprior.....	205	115	83	94	124	.....	621	621	621
5 Aurora.....	74	48	79	105	75	.....	381	381	381
6 Aylmer.....	64	56	87	133	130	.....	470	470	470
7 Barrie.....	235	157	233	170	223	24	1,025	1,025	1,042
8 Berlin.....	404	223	323	300	188	.....	1,438	1,438	1,438
9 Blenheim.....	78	104	108	64	77	44	475	475	475
10 Bothwell.....	52	56	40	48	32	23	251	251	251
11 Bowmanville.....	137	82	135	127	135	.....	616	616	616
12 Bracebridge.....	246	79	174	127	74	21	625	489	625
13 Brampton.....	133	78	95	157	129	.....	592	592	536
14 Brockville.....	286	195	341	325	284	.....	1,431	1,431	1,431
15 Carleton Place.....	268	160	136	173	197	.....	934	934	934
16 Clinton.....	89	150	75	148	97	12	571	571	571
17 Cobourg.....	122	78	150	183	177	.....	710	710	710
18 Collingwood.....	352	183	303	159	290	.....	1,287	1,287	1,287
19 Cornwall.....	153	144	110	106	129	.....	642	642	640
20 Deseronto.....	246	133	109	95	85	.....	668	668	668
21 Dresden.....	119	87	53	65	55	62	441	441	424
22 Dundas.....	160	118	67	113	108	.....	566	566	566
23 Durham.....	79	72	75	11	65	75	427	427	402
24 Essex.....	118	68	105	61	63	.....	415	415	415
25 Forest.....	83	53	74	75	64	.....	349	349	349
26 Fort William.....	198	101	73	66	59	10	507	507	507
27 Galt.....	304	161	309	383	298	50	1,505	1,505	1,505
28 Gananoque.....	214	112	164	141	144	.....	775	775	775
29 Goderich.....	159	109	227	169	140	.....	804	804	804
30 Gore Bay.....	42	28	26	49	26	21	192	192	192
31 Gravenhurst.....	208	112	105	88	90	.....	603	603	603
32 Harriston.....	82	58	126	85	116	.....	467	467	467
33 Ingersoll.....	147	97	195	180	134	.....	753	753	753
34 Kincardine.....	112	67	98	173	103	.....	553	553	553
35 Leamington.....	225	58	78	120	82	.....	563	563	563
36 Lindsay.....	256	119	232	265	210	.....	1,082	949	1,082
37 Listowel.....	124	77	140	151	116	.....	608	608	608
38 Little Current.....	45	84	34	30	25	17	235	235	235
39 Mattawa.....	16	15	20	27	22	13	113	113	113
40 Meaford.....	113	62	102	90	51	.....	418	418	418
41 Midland.....	226	83	142	83	105	15	637	637	637
42 Milton.....	123	50	60	32	70	78	413	413	413
43 Mitchell.....	109	117	78	111	103	.....	518	518	518
44 Mount Forest.....	101	64	131	121	142	.....	559	559	559
45 Napanee.....	96	90	134	184	171	.....	675	675	675
46 Newmarket.....	94	53	92	100	71	.....	410	410	410
47 Niagara.....	53	17	70	73	83	.....	243	296	296
48 Niagara Falls.....	161	53	106	124	155	.....	599	599	385
49 North Bay.....	165	65	59	23	38	30	380	380	380
50 North Toronto.....	155	70	89	65	57	23	457	457	457
51 Oakville.....	66	87	68	54	49	.....	324	324	324
52 Orangeville.....	153	89	107	113	100	.....	562	562	562
53 Orillia.....	236	192	296	237	199	.....	1,160	1,160	876
54 Oshawa.....	169	101	168	240	138	.....	816	816	816
55 Owen Sound.....	307	211	316	280	307	.....	1,421	1,421	1,421
56 Palmerston.....	130	61	62	85	118	52	508	508	508
57 Parkhill.....	45	41	76	60	61	.....	283	283	282
58 Paris.....	108	115	112	176	86	.....	597	597	597
59 Parry Sound.....	237	111	113	89	114	45	709	709	709



## The Public Schools.

the different branches of instruction.

	Geography.	Music.	Grammar and Composition.	English History.	Canadian History.	Temperance and Hygiene.	Drill and Calisthenics	Book-keeping.	Algebra.	Geometry.	Botany.	Elementary Physics	Agriculture
1	334	334	334	91	150	205	334	66	56	56	45	45	.....
2	263	.....	229	84	131	84	413	.....	.....	.....	.....	.....	.....
3	227	53	96	105	114	240	231	19	19	19	19	1	.....
4	301	164	375	124	218	124	621	.....	.....	.....	.....	.....	.....
5	381	306	381	75	213	273	306	146	.....	.....	.....	.....	.....
6	406	207	340	75	130	130	178	.....	.....	.....	.....	.....	.....
7	713	927	889	390	389	518	967	677	24	24	.....	.....	.....
8	811	811	811	188	488	488	1,438	.....	.....	.....	.....	.....	.....
9	293	475	349	95	77	241	475	71	61	44	.....	.....	.....
10	251	251	162	47	56	103	251	24	24	24	4	4	.....
11	418	403	362	135	262	251	616	.....	.....	.....	.....	.....	.....
12	222	226	308	54	54	222	513	21	21	21	21	.....	.....
13	428	592	441	129	177	177	592	.....	.....	.....	.....	.....	.....
14	1,431	.....	1,431	496	496	153	.....	.....	.....	.....	.....	.....	.....
15	570	.....	443	197	270	.....	934	.....	.....	.....	.....	.....	.....
16	482	571	482	60	209	60	571	12	12	12	.....	.....	.....
17	510	350	510	177	360	360	350	.....	.....	.....	.....	.....	.....
18	879	758	608	432	466	583	979	.....	.....	.....	.....	.....	.....
19	416	642	642	129	181	642	642	.....	.....	.....	.....	.....	.....
20	355	517	494	85	180	231	668	.....	.....	.....	.....	.....	.....
21	273	344	182	97	137	157	.....	45	62	62	30	24	.....
22	412	566	412	65	205	65	566	.....	.....	.....	.....	.....	.....
23	323	287	276	115	151	201	276	50	75	50	50	50	.....
24	226	415	313	77	144	77	303	.....	.....	.....	.....	.....	.....
25	213	349	349	125	139	139	285	.....	.....	.....	.....	.....	.....
26	483	113	494	69	77	77	431	9	12	12	.....	.....	.....
27	1,190	864	1,127	326	716	781	749	50	50	50	.....	.....	.....
28	503	316	449	144	246	449	350	.....	.....	.....	.....	.....	.....
29	536	804	309	222	222	140	804	.....	.....	.....	.....	.....	.....
30	130	.....	130	85	85	85	.....	21	21	21	21	21	.....
31	274	162	366	90	178	234	161	.....	.....	.....	.....	.....	.....
32	467	467	467	168	168	168	467	.....	.....	.....	.....	.....	.....
33	753	753	489	134	263	753	753	.....	.....	.....	.....	.....	.....
34	465	.....	473	115	179	355	455	35	.....	.....	.....	.....	.....
35	503	563	503	82	202	503	282	.....	.....	.....	.....	.....	.....
36	641	570	847	210	346	239	784	.....	.....	.....	.....	.....	.....
37	484	608	407	116	191	484	.....	.....	.....	.....	.....	.....	.....
38	162	73	67	42	42	42	.....	17	17	17	17	17	.....
39	113	.....	94	60	60	60	.....	9	13	13	.....	7	.....
40	418	418	418	51	193	418	418	.....	.....	.....	.....	.....	.....
41	657	591	431	94	206	108	591	15	15	15	.....	.....	.....
42	300	413	240	148	180	413	413	148	78	78	61	17	.....
43	409	.....	292	108	156	156	.....	.....	.....	.....	.....	.....	.....
44	394	468	263	207	207	458	559	.....	.....	.....	.....	.....	.....
45	416	199	528	171	116	363	344	116	.....	.....	.....	.....	.....
46	263	339	263	71	135	71	410	.....	.....	.....	.....	.....	.....
47	224	213	224	83	156	224	141	.....	.....	.....	.....	.....	.....
48	385	.....	279	155	279	155	.....	.....	.....	.....	.....	.....	.....
49	380	289	380	43	91	150	230	29	29	29	.....	.....	.....
50	457	457	457	107	145	107	457	23	23	23	.....	.....	.....
51	171	221	324	49	103	155	221	.....	.....	.....	.....	.....	.....
52	409	510	562	100	213	320	562	.....	.....	.....	.....	.....	.....
53	876	236	622	227	438	438	.....	.....	.....	.....	.....	.....	.....
54	497	.....	459	138	303	303	.....	.....	.....	.....	.....	.....	.....
55	903	1,421	903	307	587	587	1,421	.....	.....	.....	.....	.....	.....
56	378	191	378	170	255	170	.....	52	52	52	52	12	.....
57	197	133	283	48	98	98	.....	.....	.....	.....	.....	.....	.....
58	374	597	262	86	183	597	.....	.....	.....	.....	.....	.....	.....
59	361	154	467	159	255	288	664	45	45	45	45	45	.....

II.—TABLE B—

Towns.	Number of pupils								
	Reading.						Writing.	Arithmetic.	Drawing.
	1st Reader, Part I.	1st Reader, Part II.	2nd Reader.	3rd Reader.	4th Reader.	5th Reader.			
60 Pembroke . . . . .	190	89	93	123	191	686	686	686	
61 Penetanguishene . . . . .	116	64	47	49	.....	276	276	160	
62 Perth . . . . .	125	76	128	115	131	575	575	374	
63 Peterborough . . . . .	509	224	301	341	271	1,646	1,646	1,646	
64 Petrolia . . . . .	305	132	170	260	224	1,091	1,091	1,091	
65 Picton . . . . .	145	103	121	151	157	677	677	677	
66 Port Arthur . . . . .	170	64	54	56	95	439	439	439	
67 Port Hope . . . . .	232	142	215	175	185	949	949	644	
68 Prescott . . . . .	83	70	55	50	114	372	372	372	
69 Rat Portage . . . . .	246	80	162	100	44	672	672	672	
70 Renfrew . . . . .	109	80	54	115	74	432	432	432	
71 Ridgetown . . . . .	101	63	111	120	150	545	545	545	
72 Sandwich . . . . .	81	52	68	54	41	296	296	296	
73 Sarnia . . . . .	277	173	221	248	269	1,191	1,191	1,191	
74 Sault Ste. Marie . . . . .	257	77	117	103	69	673	673	673	
75 Seaforth . . . . .	138	73	101	167	47	526	526	526	
76 Simcoe . . . . .	83	72	130	106	142	533	533	533	
77 Smith's Falls . . . . .	288	133	166	183	135	905	905	905	
78 Stayner . . . . .	115	34	66	85	45	397	397	397	
79 St. Mary's . . . . .	99	143	169	213	196	820	820	659	
80 Strathroy . . . . .	125	88	79	139	151	582	582	582	
81 Sturgeon Falls . . . . .	31	16	16	8	17	91	91	44	
82 Sudbury . . . . .	29	22	21	52	23	159	159	159	
83 Thessalon . . . . .	55	56	61	40	26	250	250	250	
84 Thornbury . . . . .	47	25	41	47	47	220	220	220	
85 Thorold . . . . .	64	57	61	79	77	338	338	338	
86 Tilsonburg . . . . .	74	72	72	98	123	439	439	439	
87 Toronto Junction . . . . .	383	324	233	270	276	1,491	1,491	1,491	
88 Trenton . . . . .	211	127	159	123	83	703	703	703	
89 Uxbridge . . . . .	86	128	85	91	54	444	444	444	
90 Walkerton . . . . .	139	74	114	123	119	569	569	569	
91 Walkerville . . . . .	65	28	42	58	32	225	225	225	
92 Wallaceburg . . . . .	243	110	129	88	50	686	686	670	
93 Waterloo . . . . .	115	90	181	169	71	626	626	598	
94 Welland . . . . .	100	75	96	92	45	408	408	408	
95 Whitby . . . . .	102	54	72	124	141	493	493	493	
96 Wiarton . . . . .	189	83	112	94	98	576	576	576	
97 Wingham . . . . .	90	91	94	144	78	561	561	561	
98 Woodstock . . . . .	444	266	351	358	287	1,706	1,706	1,706	
Totals . . . . .	15,191	9,251	11,949	12,379	11,119	1,005	60,726	60,510	59,440
1 Counties, etc . . . . .	70,986	47,119	59,215	64,039	58,868	13,407	298,252	304,702	285,380
2 Cities . . . . .	14,428	9,001	12,884	15,109	12,183	2,969	65,850	66,574	66,398
3 Towns . . . . .	15,191	9,251	11,949	12,379	11,119	1,005	60,726	60,510	59,440
4 Grand total, 1896 . . . . .	100,605	65,371	84,048	91,527	82,170	17,381	424,828	431,786	411,218
5 " 1895 . . . . .	103,252	65,969	85,938	90,647	82,625	16,347	430,688	436,086	412,399
6 Increase . . . . .	.....	.....	.....	880	.....	1,034	.....	.....	.....
7 Decrease . . . . .	2,647	598	1,890	.....	455	.....	5,860	4,300	1,181
8 Percentage . . . . .	23	15	19	21	18	4	96	98	93

The Public Schools.

the different branches of instruction.

	Geography.	Music.	Grammar and Composition.	English History.	Canadian History.	Temperance and Hygiene.	Drill and Calisthenics.	Book-keeping.	Algebra.	Geometry.	Botany.	Elementary Physics.	Agriculture.
60	686	686	686	191	314	314	686		53				
61	96	260	70		17								
62	374		314	131	183	131	575						
63	887	455	997	271	612	623	364						
64	864	819	1,091	224	494	806	982	109	109				
65	513	472	429	235	308	392	507						
66	303		264	74	151	122	48	74					
67	644	734	458	185	273	360	361						
68	229		229	114	114	161	372						
69	357	622	355	174	177	672	672	37	37	37	37	37	
70	290	189	243	74	189	243							
71	444	458	444	150	270	270	395						
72	229	270	175	95	95	27	109						
73	906	977	943	389	520	931	1,047	30					
74	339	366	328	119	207	423	673	50	50	50	50	30	
75	398	526	398	398	219	219	249		38	38			
76	450		248	142	248	533	533						
77	905	905	905	135	318	484	905						
78	248	397	248	97	182	200	397	52	52	52	12	15	
79	659	261	659	196	409	188	81						
80	369	582	369	88	290	582	582						
81	44		44	20	28	20		3	3	3			
82	108		108	35	87	33		12	12	12		2	
83	139	184	78	78	139	66	250	12	12	12			
84	220	220	173	107	107	220	220	13	13	13	15	13	
85	291		291	77	156	64							
86	309	439	261	170	221	221	439						
87	1,051	1,351	1,030	273	538	347	1,425						
88	492		492	83	206	206	703						
89	444	444	444	54	100		390						
90	457	477	457	90	242	569	569						
91	225	135	225	32	90	225	135						
92	534		295	116	155	106		30	52	52	32	66	
93	449	73	398	71	144	71	49						
94	339	408	299	45	137	336	408						
95	474	404	493	265	265	415	404						
96	304	576	304	134	192	576	146						
97	380	409	380	132	200	132		64	64	64	51	51	
98	1,129	1,706	996	287	645	820							
	43,890	37,491	42,097	13,583	21,913	28,081	38,550	2,186	1,204	1,000	562	457	.....
1	209,760	103,066	190,923	79,839	110,533	121,185	132,213	16,159	12,271	11,692	3,820	2,085	3,563
2	55,781	56,136	52,008	12,121	20,445	38,651	64,359	5,548	2,734	2,808	2,614	942	.....
3	43,890	37,491	42,097	13,583	21,913	28,081	38,550	2,186	1,204	1,000	562	457	.....
4	309,431	196,693	285,028	105,543	152,891	187,917	235,122	23,893	16,209	15,500	6,996	3,484	3,563
5	312,024	190,395	287,972	105,487	149,497	179,333	230,794	20,544	15,033	14,656	5,680	3,728	3,997
6	.....	6,298	.....	56	3,394	8,584	4,328	3,349	1,176	844	1,316	.....	.....
7	2,593	.....	2,944	.....	.....	.....	.....	.....	.....	.....	.....	244	434
8	70	45	65	24	35	43	53	5	4	4	1	1	1

III.—TABLE C.—The

Counties. Including incorporated villages but not cities or towns).	Public School					
	Total number.			Average salaries.		
	Public School teachers.	Male.	Female.	Highest salary paid.	Average salary, male teacher.	Average salary, female teacher.
1 Brant .....	69	26	43	550	412	296
2 Bruce .....	215	101	114	700	345	258
3 Carleton .....	128	54	74	650	354	280
4 Dufferin .....	92	24	68	550	328	277
5 Elgin .....	129	56	73	525	364	281
6 Essex .....	136	61	75	625	392	292
7 Frontenac .....	149	37	112	450	266	228
8 Grey .....	247	95	152	550	347	261
9 Haldimand .....	101	37	64	700	378	271
10 Haliburton & North East Muskoka .....	108	21	87	550	283	205
11 Halton .....	76	30	46	600	392	295
12 Hastings .....	199	70	129	700	348	260
13 Huron .....	216	122	94	700	374	270
14 Kent .....	142	59	83	600	380	289
15 Lambton .....	194	62	132	600	363	281
16 Lanark .....	132	28	104	600	312	220
17 Leeds and Grenville .....	254	67	187	675	309	239
18 Lennox and Addington .....	124	36	88	600	301	234
19 Lincoln .....	82	40	42	600	384	288
20 Middlesex .....	210	99	111	700	352	294
21 Norfolk .....	118	51	67	600	348	260
22 Northumberland and Durham .....	245	108	137	600	348	286
23 Ontario .....	139	66	73	800	370	281
24 Oxford .....	134	78	56	600	413	276
25 Peel .....	88	40	48	600	371	292
26 Perth .....	117	63	49	600	376	282
27 Peterborough .....	113	42	71	700	321	257
28 Prescott and Russell .....	117	30	87	*1,200	357	229
29 Prince Edward .....	81	38	43	500	324	271
30 Renfrew .....	145	30	115	500	291	214
31 Simcoe and West Muskoka .....	273	127	146	750	355	268
32 Stormont, Dundas and Glengarry .....	269	96	173	625	323	248
33 Victoria and East Muskoka .....	154	64	90	575	330	240
34 Waterloo .....	128	67	61	700	418	277
35 Welland .....	103	37	66	800	397	268
36 Wellington .....	164	96	68	650	376	270
37 Wentworth .....	92	45	47	500	405	288
38 York .....	197	93	104	800	411	294
39 Districts .....	267	99	168	700	300	250
Total .....	5,947	2,400	3,547	800	356	262

\* Plantagenet

## Public Schools.

## Teachers.

No. of teachers who have attended Normal School.		Certificates.							
		Total No. of certificates.	Provincial 1st Class.	Provincial 2nd Class.	1st Class Old County Board.	2nd Class Old County Board.	3rd Class.	Temporary certificates.	Other certificates.
1	38	69	2	36			31		
2	47	215	3	45			160	7	
3	34	128	3	34			91		
4	19	92	1	17			74		
5	43	129	3	45			81		
6	35	136	1	42	1		80	12	
7	19	149		16		1	132		
8	66	247	3	76	1	1	166		
9	26	101	3	25	2		70	1	
10	11	108		13			86	9	
11	25	76		25	1		50		
12	49	199	1	48			147	3	
13	84	216	1	85			130		
14	35	142		32			109	1	
15	71	194		73			121		
16	16	132		16	2		105	9	
17	41	254	2	40			212		
18	18	124	2	16	2	2	101	1	
19	33	82	3	34	1		44		
20	84	210		91			119		
21	29	118		33		4	81		
22	84	245	4	86		3	151	1	
23	46	139	3	56		1	79		
24	52	134		55	1		78		
25	32	88		32			56		
26	47	117	1	59			57		
27	31	113	2	28			81	2	
28	16	117	4	12		1	97	3	
29	18	81		18	1		62		
30	5	145	1	4	1		139		
31	62	273	3	63	1	2	204		
32	52	269	4	52	2	1	206	4	
33	33	154		34			117	3	
34	69	128	1	69			56	2	
35	35	103	2	31	8		62		
36	61	164	2	63	1		97	1	
37	38	92	3	37	3		49		
38	91	197	3	97	4		93		
39	20	267	6	41			209	11	
1,615		5,947	67	1,679	32	16	4,033	70	

training school.

III.—TABLE C.—The

Totals,	Public School					
	Total number.			Average salaries.		
	Public School teachers.	Male.	Female.	Highest salary paid.	Average salary, male teacher.	Average salary, female teacher.
1. Counties, etc.....	5,947	2,400	3,547	800	356	262
2. Cities .....	1,312	141	1,171	1,500	865	420
3. Towns.....	995	185	810	1,150	616	303
4. Grand Total, 1896.....	8,254	2,726	5,528	1,500	400	291
5. " 1895.....	8,158	2,695	5,463	1,500	408	298
6. Increase .....	96	31	65			
7. Decrease .....					8	7
8 Percentage .....		33	67			

## Public Schools.

## Teachers.

No. of teachers who have attended Normal School.	Certificates.							
	Total No. of certificates.	Provincial 1st class.	Provincial 2nd class.	1st Class Old County Board.	2nd Class Old County Board.	3 d Class.	Temporary certificates.	Other certificates.
1,615	5,947	67	1,679	33	16	4,083	70	.....
1,045	1,312	154	908	16	7	48	.....	179
749	995	73	689	18	13	193	6	3
3,409	8,254	294	3,276	66	36	4,324	76	182
3,219	8,158	274	3,162	75	33	4,307	88	219
190	96	20	114	.....	3	17	.....	.....
.....	.....	.....	.....	9	.....	.....	12	37
42	.....	4	39	1	$\frac{1}{2}$	52	1	$2\frac{1}{2}$

IV.—TABLE D.—The

Totals.	Total number of schools open.	School houses.					School		
		Brick.	Stone.	Frame.	Log.	Total.	Inspectors.	Trustees.	Clergymen.
1 Counties, etc. ....	5,273	1,968	529	2,424	398	5,321	10,149	10,798	3,524
2 Cities .....	170	146	17	7	.....	170	3,053	2,097	546
3 Towns .....	214	154	25	35	.....	214	1,796	2,106	562
4 Grand total, 1896 .....	5,657	2,268	571	2,466	398	5,705	14,998	15,001	4,632
5 " 1895 .....	5,660	2,270	569	2,468	403	5,710	15,222	14,960	4,615
6 Increase .....	.....	.....	2	.....	.....	.....	.....	41	17
7 Decrease .....	3	2	.....	2	3	5	224	.....	.....
8 Percentage .....	.....	40	10	43	7	.....	.....	.....	.....

\* To each



## Public Schools.

visits.		Maps, globes.		Examina- tions, prizes.		Lectures.			Trees.	Prayers.			
Other persons.	Total.	Total number	p. Total number of globes.	Number of examinations.	Number of schools distributing prizes.	Inspectors.	Other persons.	Total.	Number of trees planted on Arbor Day.	Number of schools using authorized scripture readings.	Number opened and closed with prayer.	Number using Bible.	Number imparting religious instruction.
1 34,871	59,342	42,883	5,846	2,884	532	243	299	542	14,978	2,949	4,939	2,213	727
2 9,045	14,741	4,357	244	146	113	7	12	19	128	74	165	125	1
3 3,190	7,654	2,761	228	167	34	41	40	81	231	130	214	109	20
4 47,106	81,737	50,001	6,318	3,197	679	291	351	642	15,337	3,153	5,318	2,447	748
5 46,213	81,010	49,621	6,481	3,203	671	283	349	632	14,130	3,145	5,295	2,455	748
6 893	727	380	.....	.....	8	8	2	10	1,207	8	23	.....	.....
7 .....	.....	.....	163	6	.....	.....	.....	.....	.....	.....	.....	8	.....
8 .....	.....	*9	*1	.....	.....	.....	.....	.....	.....	57	93	44	13

school.

V.—TABLE E.—The

Counties. (Including incorporated villages, but not cities or towns.)	Receipts.			
	Teachers' salaries (legislative grant.)	Municipal grants and assessments.	Clergy Reserve Fund, balances and other sources	Total receipts for all Public School pur- poses.
1 Brant .....	1,947 00	21,886 15	15,918 74	39,751 89
2 Bruce .....	6,160 00	72,083 04	27,530 70	105,773 74
3 Carleton .....	4,298 00	42,143 00	14,507 96	60,948 96
4 Dufferin .....	3,114 00	29,709 12	11,103 36	43,926 48
5 Elgin .....	4,038 00	43,428 26	31,540 08	79,006 34
6 Essex .....	4,124 00	56,002 04	22,086 05	82,212 09
7 Frontenac .....	3,347 00	32,448 01	14,565 65	50,360 66
8 Grey .....	6,912 00	79,139 05	24,934 89	110,985 94
9 Haldimand .....	2,947 00	33,548 59	12,448 93	48,944 52
10 Haliburton and North East Muskoka .....	6,484 00	19,334 47	7,769 92	33,588 39
11 Halton .....	2,273 00	23,640 09	15,039 55	40,952 64
12 Hastings .....	6,116 00	57,389 15	24,295 82	87,800 97
13 Huron .....	7,035 00	80,869 91	37,366 25	125,271 16
14 Kent .....	4,599 00	54,849 30	34,716 76	94,135 06
15 Lambton .....	5,488 00	64,904 75	31,629 04	102,021 79
16 Lanark .....	3,376 00	33,625 78	12,695 13	49,696 91
17 Leeds and Grenville .....	5,476 00	69,046 09	25,410 38	99,932 47
18 Lennox and Addington .....	2,857 00	30,831 82	14,065 50	47,754 32
19 Lincoln .....	2,389 00	32,348 15	12,969 20	47,706 35
20 Middlesex .....	6,767 00	79,001 57	35,221 87	120,990 44
21 Norfolk .....	3,211 00	41,162 12	24,220 71	68,593 83
22 Northumberland and Durham .....	6,939 00	87,478 54	32,388 50	126,806 04
23 Ontario .....	4,468 00	49,949 36	18,248 65	72,666 01
24 Oxford .....	4,135 00	55,465 35	29,260 45	88,860 80
25 Peel .....	2,543 00	33,858 94	16,702 81	53,104 75
26 Perth .....	3,802 00	49,744 64	16,080 17	69,626 81
27 Peterborough .....	3,641 00	31,275 74	12,756 03	47,672 77
28 Prescott and Russell .....	3,635 00	32,546 67	13,969 32	50,150 99
29 Prince Edward .....	1,836 00	24,541 46	8,722 36	35,099 82
30 Renfrew .....	5,481 00	36,852 47	12,126 75	54,460 22
31 Simcoe and West Muskoka .....	11,098 00	89,408 46	32,104 62	132,611 08
32 Stormont, Dundas and Glengarry .....	6,679 00	70,371 97	30,174 41	107,225 38
33 Victoria and South East Muskoka .....	6,108 00	43,306 73	16,699 07	62,113 80
34 Waterloo .....	3,643 50	50,677 54	37,557 93	91,878 97
35 Welland .....	2,993 00	32,264 27	25,707 02	60,964 29
36 Wellington .....	5,889 00	62,315 25	21,571 42	89,275 67
37 Wentworth .....	3,149 00	35,285 91	21,328 92	59,763 83
38 York .....	6,397 00	79,853 21	41,907 53	128,157 74
39 Districts .....	23,966 32	63,547 52	25,852 25	133,366 09
Total .....	198,860 82	1,926,104 49	859,194 70	2,984,160 01
Cities.				
1 Belleville .....	1,065 00	15,319 03	2,490 84	18,874 87
2 Brantford .....	2,070 00	29,000 00	2,813 21	33,883 21
3 Chatham .....	1,172 50	12,000 00	1,627 50	14,800 00
4 Guelph .....	1,160 25	16,286 37	526 70	17,973 32
5 Hamilton .....	5,747 00	103,984 28	45,936 05	155,667 33
6 Kinston .....	1,943 75	38,99 10	2,268 40	42,411 25
7 London .....	4,168 00	68,432 00	25,325 93	97,925 93
8 Ottawa .....	3,148 50	63,955 00	7,773 52	74,832 02
9 St. Catharines .....	976 00	12,878 00	899 46	14,753 46
10 St. Thomas .....	1,360 00	12,913 13	2,295 05	16,568 18
11 Stratford .....	1,268 50	13,440 00	2,367 08	17,035 58
12 Toronto .....	21,218 25	404,795 00	21,862 15	447,875 40
13 Windsor .....	1,625 00	22,606 32	560 27	24,791 59
Total .....	46,922 75	813,768 23	116,701 16	977,392 14

## Public Schools.

## Expenditure.

	Teachers' salaries.	Sites and building school houses.	Maps, apparatus, prizes and libraries.	Rent and repairs, fuel and other expenses.	Total expenditure for all Public School purposes.	Balances.
1	23,405 64	318 75	321 01	7,074 51	31,119 91	8,631 98
2	63,090 70	7,362 91	754 67	13,853 80	85,062 08	20,711 66
3	37,808 17	6,342 13	1,050 91	8,330 03	53,531 24	7,417 72
4	26,277 41	2,812 52	818 03	6,780 80	36,088 76	7,837 72
5	40,594 07	8,702 04	1,361 92	9,085 40	59,743 43	19,262 91
6	47,444 75	4,868 05	993 66	11,697 95	65,004 41	17,207 68
7	32,099 12	1,984 91	674 98	5,998 30	40,757 31	9,603 35
8	72,185 98	7,569 45	2,540 62	13,648 90	95,944 95	15,040 99
9	30,629 79	459 41	349 57	6,058 88	37,497 65	11,446 87
10	20,411 61	3,007 37	339 85	4,803 63	28,562 46	5,025 93
11	25,173 03	1,449 83	384 79	6,481 81	33,489 46	7,463 18
12	54,884 81	4,498 52	1,431 71	10,250 12	71,065 16	16,735 81
13	71,539 16	11,326 88	1,643 64	16,094 42	100,624 10	24,647 06
14	46,920 20	3,885 21	1,532 89	12,762 14	65,100 44	29,034 62
15	59,857 27	3,170 98	1,010 80	14,164 82	78,203 87	23,817 92
16	31,147 08	1,565 60	212 87	6,591 96	39,517 51	10,179 40
17	65,837 02	3,068 50	771 48	16,475 44	86,152 44	13,780 03
18	30,152 77	1,441 23	280 60	7,419 71	39,294 31	8,460 01
19	27,759 20	1,679 93	444 91	6,328 52	36,212 56	11,493 79
20	69,300 55	5,168 27	458 69	17,592 88	92,520 39	28,470 05
21	35,316 80	2,167 18	325 81	9,430 69	47,240 48	21,353 35
22	74,268 99	6,422 05	1,828 57	21,597 03	104,116 44	22,689 60
23	45,443 19	1,373 26	864 68	12,500 62	60,201 75	12,464 26
24	47,724 39	1,012 23	665 55	10,681 05	60,084 32	23,776 48
25	28,957 48	3,594 12	603 71	8,502 46	41,657 77	11,446 98
26	38,956 25	7,582 77	1,384 98	8,571 49	56,495 49	13,131 32
27	31,227 99	1,767 60	310 28	6,698 68	40,004 55	7,668 22
28	29,867 89	3,160 31	387 43	6,546 24	39,961 87	10,189 12
29	23,800 87	986 42	353 08	3,966 50	29,106 87	5,992 95
30	33,684 25	4,313 39	650 12	6,299 27	44,947 03	9,531 19
31	82,557 88	6,375 65	2,199 14	14,998 82	106,131 49	26,479 59
32	72,858 52	4,687 66	804 35	16,486 26	94,836 79	12,388 59
33	40,905 55	2,375 49	616 72	9,113 47	53,011 23	9,102 57
34	45,077 97	2,884 81	738 87	11,112 50	59,814 15	32,064 82
35	33,095 28	3,005 87	288 13	7,789 97	44,179 25	16,785 04
36	55,322 21	3,390 41	1,021 05	10,808 86	70,542 53	18,733 14
37	31,203 19	2,903 49	401 76	8,391 82	42,900 26	16,863 57
38	68,840 53	10,504 37	963 43	18,144 45	98,452 78	29,704 96
39	64,364 64	12,657 58	1,893 90	16,227 47	95,143 59	18,222 50
	1,760,032 20	161,847 15	33,680 06	408,761 67	2,364,321 08	619,838 93
1	9,814 98	.....	.....	9,013 02	18,828 00	48 87
2	17,902 65	6,287 09	2,021 93	7,612 10	33,823 77	59 44
3	10,747 12	.....	53 75	3,615 65	14,416 52	383 48
4	12,570 35	.....	115 66	4,817 58	17,503 59	469 73
5	77,636 59	41,216 00	6,447 76	30,318 15	155,618 50	48 83
6	22,954 69	14,199 10	645 68	3,888 07	41,687 54	723 71
7	51,224 75	21,588 17	.....	21,505 51	94,318 43	3,607 50
8	42,697 24	941 02	2,010 67	22,366 95	68,015 88	6,816 14
9	10,698 81	.....	.....	3,645 18	14,343 99	409 47
10	12,501 50	.....	.....	7 85	3,365 06	693 77
11	10,228 60	1,727 05	1,115 76	3,662 37	16,733 78	301 80
12	309,770 80	25,007 01	560 16	93,125 67	428,463 64	19,411 76
13	17,702 03	.....	290 67	6,749 28	24,751 38	40 21
	666,450 11	110,965 44	13,269 29	213,694 59	944,379 43	33,012 71

V.—TABLE E.—The

Towns.	Receipts.							
	Teachers' salaries (legislative grant)		Municipal grants and assessments.		Clergy Reserve Fund, balances, and other sources.		Total receipts for all Public School pur- poses.	
	\$	c.	\$	c.	\$	c.	\$	c.
1 Alliston . . . . .	240	00	2,087	97	741	28	3,069	25
2 Almonte . . . . .	358	00	3,249	98	1,377	00	4,984	98
3 Amherstburg . . . . .	131	00	3,350	87	1,171	42	4,653	29
4 Arnprior . . . . .	293	00	3,669	78	133	00	4,095	78
5 Aurora . . . . .	216	00	2,800	00	362	28	3,378	28
6 Aylmer . . . . .	304	50	4,196	25	281	85	4,782	60
7 Barrie . . . . .	650	00	9,950	00	9,370	19	19,970	19
8 Berlin . . . . .	949	00	11,135	23	242	66	12,336	89
9 Blenheim . . . . .	334	00	142	00	3,715	21	4,191	21
10 Bothwell . . . . .	106	00	971	23	806	40	1,883	63
11 Bowmanville . . . . .	362	00	4,800	00	198	85	5,360	85
12 Bracebridge . . . . .	657	00	3,373	73	1,762	05	5,792	78
13 Brampton . . . . .	531	00	5,250	00	358	72	6,139	72
14 Brockville . . . . .	821	00	18,111	10	1,255	55	20,187	65
15 Carleton Place . . . . .	540	00	4,700	00	2,716	27	7,956	27
16 Clinton . . . . .	458	00	3,100	00	967	98	4,525	98
17 Cobourg . . . . .	565	00	4,900	00	792	68	6,257	68
18 Collingwood . . . . .	829	00	8,500	00	1,055	36	10,384	36
19 Cornwall . . . . .	511	00	6,312	36	455	70	7,279	06
20 Deseronto . . . . .	374	00	4,951	78	631	40	5,957	18
21 Dresden . . . . .	226	00	3,174	00	3,674	97	7,074	97
22 Dundas . . . . .	326	50	4,357	00	381	57	5,065	07
23 Durham . . . . .	305	00	2,650	00	329	11	3,284	11
24 Essex . . . . .	194	00	2,369	50	577	22	3,140	72
25 Forest . . . . .	344	00	2,400	00	495	19	3,239	19
26 Fort William . . . . .	199	00	4,471	34	1,783	12	6,453	46
27 Galt . . . . .	1,061	50	11,500	06	386	73	12,948	23
28 Gananoque . . . . .	605	00	4,310	77	294	20	5,209	97
29 Goderich . . . . .	570	00	5,140	04	265	00	5,975	04
30 Gore Bay . . . . .	417	00	1,415	07	270	24	2,102	31
31 Gravenhurst . . . . .	233	00	3,071	60	93	50	3,403	10
32 Harrison . . . . .	227	00	2,423	00	83	20	2,733	20
33 Ingersoll . . . . .	667	00	5,748	14	564	36	6,979	50
34 Kincardine . . . . .	483	00	3,367	00	697	82	4,847	82
35 Leamington . . . . .	233	00	2,422	00	466	48	3,121	48
36 Lindsay . . . . .	765	00	9,717	95	196	35	10,679	30
37 Listowel . . . . .	334	00	3,296	00	6	10	3,636	10
38 Little Current . . . . .	118	00	1,100	30	855	97	2,074	27
39 Mattawa . . . . .	300	00	1,360	00	128	66	1,788	66
40 Meaford . . . . .	392	00	3,067	01	220	94	3,779	95
41 Midland . . . . .	232	00	3,445	67	158	87	3,836	54
42 Milton . . . . .	337	00	3,050	00	836	31	4,223	31
43 Mitchell . . . . .	427	00	2,529	00	508	07	3,461	07
44 Mount Forest . . . . .	456	00	2,858	00	944	43	4,258	43
45 Napanee . . . . .	542	75	3,625	00	5,186	79	9,354	54
46 Newmarket . . . . .	370	00	2,175	00	2,007	44	4,562	44
47 Niagara . . . . .	150	00	1,763	08	161	67	2,074	75
48 Niagara Falls . . . . .	400	50	8,467	89	100	78	8,969	17
49 North Bay . . . . .	420	00	3,157	58	531	09	4,103	67
50 North Toronto . . . . .	206	00	4,200	00	198	27	4,604	27
51 Oakville . . . . .	187	00	2,201	57	990	97	3,379	54
52 Orangeville . . . . .	614	00	4,200	00	375	84	5,189	84
53 Orillia . . . . .	513	00	8,000	00	307	61	8,820	61
54 Oshawa . . . . .	442	00	6,165	96	256	78	6,864	74
55 Owen Sound . . . . .	1,022	00	10,513	47	158	74	11,694	21
56 Palmerston . . . . .	209	00	3,852	00	13	56	4,074	56
57 Parkhill . . . . .	162	00	2,200	00	636	29	2,998	29
58 Paris . . . . .	350	00	4,325	80	2,070	34	6,746	14
59 Parry Sound . . . . .	481	16	3,685	47	344	81	4,511	44

## Public Schools.

## Expenditure.

	Teachers' salaries.		Sites an build school houses.		Maps, apparatus, prizes and libraries.		Rent and repairs, fuel and other expenses.		Total expenditure for all Public School purposes.		Balances.				
	\$	c.	\$	c.	\$	c.	\$	c.	\$	c.	\$	c.			
1	1,657	27				37	36		323	25	2,017	88	1,051	37	
2	3,404	80						1,313	70		4,718	50		266	48
3	2,065	82		15	15		28	00	1,366	97	3,475	94		1,177	35
4	2,769	44		101	88		19	98	568	05	3,459	35		636	43
5	1,954	54					2	80	665	91	2,623	25		755	03
6	3,139	50		711	21		21	94	606	67	4,479	32		303	28
7	6,972	73		7,738	01		182	85	4,241	66	19,135	25		834	94
8	8,848	90		1,316	80		107	21	2,053	98	12,326	89			
9	2,645	29					45	00	894	31	3,584	60		606	61
10	1,300	00							550	14	1,850	14		33	49
11	4,025	10		107	45				1,125	81	5,258	36		102	49
12	2,350	03							3,271	16	5,621	16		171	62
13	3,842	55					6	60	1,805	06	5,654	21		485	51
14	9,144	36		6,028	86				3,321	63	18,494	85		1,692	80
15	4,047	17					45	20	1,148	76	5,201	13		2,755	14
16	3,155	03					103	19	1,231	13	4,489	32		36	66
17	4,237	85					50	28	1,575	23	5,863	36		394	32
18	6,694	38		357	00				2,438	97	9,490	35		894	01
19	4,233	49							2,393	78	6,627	27		651	79
20	4,010	30		442	32		21	50	665	03	5,139	15		818	03
21	2,596	75							574	85	3,171	60		3,903	37
22	3,469	39		871	82		115	74	608	12	5,065	07			
23	2,271	90		333	80		54	92	258	28	2,917	90		366	21
24	1,928	60		513	35		28	00	646	06	3,116	01		24	71
25	2,340	00					5	00	605	70	2,950	70		288	49
26	3,896	59							2,556	87	6,453	46			
27	10,369	27		392	70				2,016	10	12,778	57		169	66
28	4,200	00							952	91	5,152	91		57	06
29	4,250	00							1,725	04	5,975	04			
30	1,371	57		174	10		50	10	467	19	2,062	96		39	35
31	2,454	17		97	50		20	00	719	41	3,291	08		112	02
32	2,055	00							586	08	2,641	08		92	12
33	5,207	74					11	50	1,243	19	6,462	43		517	07
34	3,435	00							1,049	94	4,484	94		362	88
35	2,565	62					110	70	361	48	3,037	80		83	68
36	7,832	83		392	52				2,192	70	10,418	05		261	25
37	2,654	40					23	00	907	94	3,585	34		50	76
38	1,000	00							92	59	1,092	59		981	68
39	1,150	00					43	85	375	48	1,569	33		219	33
40	2,866	85							687	35	3,554	20		125	75
41	2,910	04							902	61	3,812	65		23	89
42	2,394	50		384	35				427	23	3,206	08		1,017	23
43	2,810	46					1	50	473	09	3,285	05		179	02
44	2,990	00		182	60		52	09	833	95	4,058	64		199	79
45	4,079	63		3,523	82		25	00	1,319	57	8,948	02		406	52
46	2,580	43		33	33		20	38	1,806	16	4,442	30		110	14
47	1,460	00							568	62	2,028	62		46	13
48	4,544	00		2,192	93		1	50	2,229	29	8,967	77		1	40
49	1,762	75		333	25				1,808	72	3,904	72		203	95
50	2,981	28		67	86		23	70	1,015	53	4,088	37		515	90
51	1,867	98							510	23	2,378	21		1,001	33
52	4,094	88							808	74	4,903	62		286	22
53	6,245	58		1	00		132	83	1,389	72	7,769	13		1,051	48
54	4,679	92							1,707	95	6,387	87		476	87
55	9,322	00							2,207	39	11,529	39		164	82
56	2,350	00		566	33				968	32	3,849	65		224	91
57	2,164	42					4	00	324	18	2,492	60		505	69
58	3,689	05					2	25	1,248	80	4,840	10		1,906	04
59	3,397	51					79	23	1,002	92	4,479	66		31	78

## V.—TABLE E—The

Towns.	Receipts.							
	Teachers' salaries (legislative grant.)		Municipal grants and assessments.		Clergy Reserve Fund, balances, and other sources		Total receipts for all Public School pur- poses.	
	\$	c.	\$	c.	\$	c.	\$	c.
60 Pembroke	339	00	6,077	05	52	37	6,468	42
61 Pen-tanguishene	302	00	1,107	17	1,724	42	3,133	59
62 Perth	515	00	3,656	30	384	64	4,555	94
63 Peterborough	1,002	75	16,500	00	3,392	75	20,895	50
64 Petrolia	562	00	9,000	00	544	48	10,106	48
65 Pictou	572	00	3,900	00	368	84	4,840	84
66 Port Arthur	281	00	3,861	38	24	06	4,166	44
67 Port Hope	744	00	6,047	52	323	00	7,114	52
68 Prescott	591	00	2,559	76	362	30	3,313	06
69 Rat Portage	418	00	20,577	37	755	89	21,751	26
70 Renfrew	353	00	1,314	92	2,467	87	4,135	79
71 Ridgetown	273	00	5,205	71	.....	.....	5,478	71
72 Sandwich	162	00	2,295	00	1,793	06	4,250	06
73 Sarnia	887	00	8,892	67	166	72	9,916	39
74 Sault Ste. Marie	339	00	4,480	00	6,763	00	11,582	00
75 Seaford	303	00	3,200	00	658	05	4,261	05
76 Simcoe	486	00	3,323	25	912	76	4,722	01
77 Smith's Falls	535	00	5,206	83	562	32	6,244	15
78 Stayner	151	00	2,015	00	599	82	2,765	82
79 St. Mary's	392	00	3,600	00	835	90	4,827	90
80 Strathroy	542	50	4,350	00	563	21	5,455	71
81 Sturgeon Falls	10	00	300	00	263	38	573	38
82 Sudbury	99	00	1,428	00	979	42	2,506	42
83 The-salon	109	00	676	22	811	01	1,596	23
84 Thornbury	108	00	1,708	94	305	76	2,122	70
85 Thorold	203	00	3,574	00	45	40	3,822	40
86 Tilsonburg	291	50	3,534	61	531	90	4,358	01
87 Toronto Junction	547	00	10,394	15	849	05	11,790	20
88 Trenton	409	00	3,893	00	845	13	5,147	13
89 Uxbridge	246	00	2,457	32	268	04	2,971	36
90 Walkerton	451	00	3,919	50	197	61	4,568	14
91 Walkerville	114	00	3,000	00	409	47	3,523	47
92 Wallaceburg	225	00	3,702	24	374	26	4,301	50
93 Waterloo	409	00	4,400	00	482	81	5,291	81
94 Welland	393	00	3,377	70	2,671	78	6,442	48
95 Whitby	443	00	4,230	00	311	00	4,984	00
96 Warton	275	00	2,661	53	222	94	3,159	47
97 Wingham	276	00	4,078	39	81	69	4,376	08
98 Woodstock	1,254	00	12,662	00	7,723	90	21,639	90
Total	40,163	66	450,836	02	96,530	28	587,529	96
Totals.								
1 Counties, etc	198,860	82	1,926,104	49	859,194	70	2,984,160	01
2 Cities	46,922	75	813,768	23	116,701	16	977,392	14
3 Towns	40,163	66	450,836	02	96,530	28	587,529	96
4 Grand total, 1896	285,947	23	3,190,708	74	1,072,426	14	4,549,082	11
5 " 1895	274,347	64	3,117,545	12	1,144,861	93	4,537,754	69
6 Increase	11,599	59	73,163	62	.....	.....	12,327	42
7 Decrease	.....	.....	.....	.....	72,435	79	.....	.....
8 Percentage	6	.....	70	.....	24	.....	.....	.....

Public Schools.

Expenditure.

	Teachers' salaries.		Sites and building school houses.		Maps, apparatus, prizes and libraries.		Rent and repairs, fuel and other expenses.		Total expenditure for all Public School purposes.		Balances.	
	\$	c.	\$	c.	\$	c.	\$	c.	\$	c.	\$	c.
60	4,012	31	1,401	00		3 25	919	25	6,335	81		132 61
61	1,348	86	1,546	82			237	91	3,133	59		
62	3,252	70				28 00	872	25	4,152	95		402 99
63	12,362	63	2,217	21		100 00	6,215	66	20,895	50		
64	6,335	98	1,068	05		43 75	2,021	44	9,469	22		637 26
65	3,868	27				32 83	800	72	4,701	82		139 02
66	3,378	42				36 92	739	20	4,154	54		11 90
67	5,775	00				25 00	1,314	52	7,114	52		
68	1,570	00					1,726	08	3,296	08		16 98
69	5,253	71	14,176	47		360 80	1,188	47	20,979	45		771 81
70	2,789	05	360	00		103 58	883	16	4,135	79		
71	2,589	22	1,711	71		11 00	963	70	5,275	63		203 08
72	1,700	00					564	95	2,264	95		1,985 11
73	7,100	96					2,845	43	9,946	39		
74	3,192	98	6,840	91		62 23	9 18	22	11,054	34		527 66
75	2,977	00				35 00	613	40	3,625	40		635 65
76	3,517	25				15 00	993	49	4,525	74		196 27
77	4,149	34	6 25				2,012	75	6,168	34		75 81
78	1,810	00	3 65			3 22	543	14	2,360	01		405 81
79	3,048	12					938	30	3,986	42		841 48
80	3,947	30					1,025	25	4,972	55		483 16
81	400	00					166	45	666	45		6 93
82	1,116	40	604 75			84 89	607	35	2,413	39		93 03
83	1,160	00					295	41	1,455	41		140 82
84	1,550	00					424	52	1,974	52		148 18
85	2,400	00				47 70	416	65	2,864	35		958 05
86	3,009	82					968	19	3,978	01		380 00
87	9,244	57				79 08	2,437	11	11,750	76		39 44
88	2,871	08	140 70			19 87	1,121	05	4,152	70		994 43
89	2,512	00					423	91	2,935	91		35 45
90	3,497	25	47 00			8 00	979	36	4,531	61		36 53
91	2,333	33				84 00	926	83	3,344	16		179 31
92	3,258	75	75 00			152 00	815	48	4,901	23		27
93	3,897	98				3 00	1,038	10	4,939	08		352 73
94	2,785	38	200 00			3 00	940	67	3,909	05		2,513 43
95	3,829	07	168 00			2 00	839	43	4,888	50		95 50
96	2,096	25				38 50	436	84	2,571	59		587 88
97	3,078	42	150 00			12 34	831	15	4,071	91		304 17
98	10,631	50				1,099 45	3,747 44		15,478 39			6,161 51
	358,204	50	57,596	51		3,973 61	117,585 23		537,359 85			50,170 11
1	1,760	032 20	161,847	15		33,680 06	408,761 67		2,864,321 08			619,838 93
2	606	450 11	110,963	44		13,269 24	213,694 59		914,379 43			33,012 71
3	358,204	50	57,596	51		3,973 61	117,585 23		537,359 85			50,170 11
4	2,774,686	81	330,409	10		50,922 96	740,011 49		3,846,060 36			703,021 75
5	2,698,925	62	372,536	45		51,317 48	777,757 52		3,100,537 07			636,217 62
6	25,761	19										66,804 13
			42,127	35		394 52	37,716 03		54,476 11			
8		71		8		2	19					

VI.—TABLE F.—Roman Catholic

Counties. (Included incorporated villages, but not cities or towns.)	Number of schools.	Receipts.				Expendi-				
		Teachers Salaries. (Legis- lative Grant)	School rate on supporters.	Subscribed and from other sources.	Total amount received	Teach- ers sal- aries	Sites and building school houses.	Maps, apparatus, prizes, and libraries.		
									\$	c.
1 Bruce .....	7	420 50	3,590 21	863 35	4,874 06	3,060 00	528 86	7 40		
2 Carleton .....	15	647 50	5,264 24	5,466 92	11,378 66	4,161 71	3,981 67	32 29		
3 Essex .....	8	393 50	5,343 85	712 78	4,6 0 13	2,227 00	183 25	116 01		
4 Frontenac .....	10	366 00	2,500 35	631 78	3,498 13	2,420 00	129 95	42 23		
5 Stormont, D. and G. . .	12	620 00	4,398 97	1,685 85	6,704 82	3,951 00	601 85	149 40		
6 Grey .....	8	320 50	1,934 69	592 41	2,847 60	1,846 00	189 49	66 16		
7 Hastings .....	7	299 00	1,739 17	552 32	2,590 49	1,632 60	264 03	20 05		
8 Huron .....	6	179 00	2,389 65	547 71	3,116 36	2,040 00	175 62	3 58		
9 Kent .....	5	156 00	1,860 59	414 55	2,431 15	1,665 00	6 50	43 60		
10 Lambton .....	2	52 50	545 70	143 60	741 70	5 00				
11 Lanark .....	3	126 00	665 67	273 18	1,064 85	585 00	16 66			
12 Leeds and Grenville . .	5	279 50	1,251 50	381 66	1,912 66	1,191 06	60 32			
13 Lennox and Add. . . . .	2	69 00	141 42	176 59	387 61	234 00	20 85	2 81		
14 Lincoln .....	2	68 00	1,206 07	195 85	1,469 92	596 27	380 00	8 36		
15 Middlesex .....	4	111 50	1,234 09	118 60	1,464 19	1,171 00	4 95	4 00		
16 Norfolk .....	1	52 00	522 40	344 90	919 30	430 00	2 00	3 00		
17 North and Durham . . .	7	178 00	2,039 87	910 02	3,127 89	1,763 50	91 97			
18 Ontario .....	1	41 50	250 19	700 83	992 52	750 00	100 00			
19 Peel .....	1	60 00	155 29	130 18	345 47	240 00		8 79		
20 Perth .....	4	148 50	1,107 98	361 71	1,618 19	1,110 00	26 50	9 93		
21 Peterborough .....	1	22 00	225 97	57 00	304 97	230 00				
22 Prescott and Russell . .	61	3,172 00	18,988 28	7,381 66	29,541 94	17,570 44	2,791 20	251 93		
23 Renfrew .....	8	428 00	2,193 23	763 98	3,385 21	2,214 62	157 65	8 66		
24 Simcoe .....	3	225 50	1,061 96	527 41	1,814 87	1,050 00	240 94	67 53		
25 Waterloo .....	9	346 00	2,971 57	3,132 09	6,449 66	3,229 23	285 63	11 55		
26 Welland .....	1	24 50	389 76	143 40	657 66	157 50				
27 Wellington .....	8	321 50	2,909 11	495 27	3,725 88	2,215 00	461 81	29 78		
28 Wentworth .....	1	51 00	165 70	77 00	293 70	225 00	4 00	1 59		
29 York .....	2	64 50	346 18	504 17	714 85	375 00	24 00	6 00		
30 Districts .....	9	1,311 55	2,998 20	1,075 08	5,384 83	2,280 83	1,580 38	83 24		
Total .....	213	10,555 05	68,591 86	29,161 76	108,308 67	61,161 70	12,329 48	977 79		
Cities.										
1 Belleville .....	4	238 50	1,433 75	1,132 61	2,804 86	1,910 00	59 75			
2 Brantford .....	2	228 50	1,701 40	1,585 27	3,515 17	1,450 00	401 22			
3 Chatham .....	1	155 50	1,341 85	223 29	1,720 64	1,293 73	189 94	65 00		
4 Guelph .....	3	269 50	3,111 21	269 72	3,650 43	1,700 00		230 00		
5 Hamilton .....	8	971 50	11,500 00	1,248 07	13,719 57	4,986 34	2,400 89	1,267 10		
6 Kingston .....	5	550 00	4,673 55	1,039 98	6,263 53	3,680 00	919 48	127 75		
7 London .....	6	515 00	5,246 56	915 74	6,687 30	2,400 00	2,250 00	178 00		
8 Ottawa .....	20	3,665 00	31,200 00	8,700 78	43,465 78	21,175 60	4,067 30	482 06		
9 St. Catharines .....	3	266 50	3,802 62	283 27	4,352 39	1,900 00	1,252 50	19 50		
10 St. Thomas .....	1	131 00	1,354 00	77 50	1,662 50	800 00		18 00		
11 Stratford .....	1	220 50	2,174 61	1,006 79	3,401 90	1,315 00	538 50	23 94		
12 Toronto .....	20	2,626 50	37,785 75	15,876 62	56,288 87	20,300 00	17,596 25	1,646 07		
Total .....	74	9,738 00	105,305 30	32,389 64	147,432 94	62,910 67	29,765 83	4,057 36		



Separate Schools.

All other purposes.		Total amount expended.		Balances.		Pupils.			Attendance.							
¢	c.	¢	c.	¢	c.	Number of Pupils.	Boys.	Girls.	Average attendance.	Percentage of average to total attendance.	Less than 20 days during the year.	20 to 50 days.	51 to 100 days.	101 to 150 days.	151 to 200 days.	201 days to whole year.
1	491 58	4,087 84	786 22			830	469	361	533	64	25	80	131	175	310	109
2	2,158 45	10,334 12	1,044 54			1,230	624	602	610	50	93	188	313	269	357	10
3	1,675 78	4,202 04	448 09			561	289	272	338	60	41	37	142	116	189	36
4	493 03	3,085 21	412 92			368	188	180	194	53	29	49	79	88	114	9
5	1,123 02	5,825 27	879 55			1,188	625	563	514	43	120	208	305	283	242	30
6	317 32	2,418 97	428 63			287	152	135	124	44	28	56	85	52	61	5
7	227 86	2,144 54	445 95			302	158	144	140	57	30	43	67	86	74	2
8	656 89	2,875 49	270 87			401	219	182	228	57	27	49	68	120	122	15
9	433 96	2,138 96	292 19			357	179	178	192	54	29	48	98	72	96	19
10	40 55	590 55	151 15			98	60	38	53	54	4	15	22	24	30	3
11	294 28	895 94	168 91			120	61	59	53	44	13	18	26	37	25	1
12	203 22	1,479 54	433 12			218	109	109	129	60	16	21	36	47	98	.....
13	101 83	359 49	27 52			85	44	41	38	45	12	13	18	24	18	.....
14	175 82	1,160 45	309 47			155	87	68	94	61	12	17	31	31	64	.....
15	115 77	1,295 72	168 47			148	93	55	83	56	3	20	28	30	58	9
16	90 25	525 25	394 05			106	60	46	58	55	3	17	20	20	45	1
17	647 52	2,502 99	624 90			238	121	117	103	44	18	34	69	59	58	....
18	131 01	981 01	11 51			111	63	48	69	62	6	15	17	15	42	16
19	92 29	341 08	4 39			35	20	15	23	64	1	4	4	8	14	4
20	141 25	1,287 68	330 51			225	116	109	108	48	15	23	61	57	65	4
21	61 91	291 91	13 06			40	21	19	19	48	4	4	13	11	8	.....
22	3,156 18	23,769 75	5 77			5,535	2,950	2,585	2,866	53	375	777	1,358	1,203	1,544	278
23	635 80	3,016 73	368 48			539	278	261	237	44	47	75	140	116	148	13
24	134 61	1,493 08	321 79			201	102	99	115	57	10	22	45	27	77	20
25	613 00	4,139 41	2,310 25			755	419	336	435	58	37	88	133	153	266	78
26	54 13	211 63	346 03			47	21	26	30	64	5	2	10	8	22	.....
27	561 29	3,267 88	458 00			509	269	240	267	53	31	51	141	150	135	1
28	63 11	293 70	.....			23	15	8	12	52	1	3	3	9	7	.....
29	152 70	557 70	157 15			111	51	60	62	56	3	18	26	33	31	.....
30	887 22	4,831 67	553 16			639	340	299	358	56	73	104	145	151	149	17
15,936 63		90,405 60	17,903 07			15,462	8,207	7,255	8 085	52	1,111	2,099	3,629	3,474	4,469	680
1		660 36	2,630 61	174 25		492	259	233	252	52	8	38	216	129	101	.....
2		1,598 25	3,449 47	65 70		332	164	168	247	75	4	20	47	66	195	.....
3		91 63	1,640 30	80 34		321	161	160	199	62	27	36	47	64	147	.....
4		1,428 07	3,358 07	292 36		454	255	199	352	78	2	14	59	135	241	.....
5		4,128 59	12,872 92	846 65		1,670	786	884	1,208	73	29	113	231	269	1,028	.....
6		1,530 13	6,257 36	6 17		861	419	442	574	67	15	43	152	163	488	.....
7		1,472 04	6,300 06	387 24		751	418	333	587	78	10	34	97	105	505	.....
8		169 1 20	42,676 10	789 68		5,319	2,621	2,698	3,265	61	258	675	1,283	1,387	1,716	.....
9		1,180 26	4,352 26	13		398	205	193	273	69	5	30	64	98	201	.....
10		440 14	1,258 14	304 39		214	100	114	161	76	.....	5	27	50	132	.....
11		1,249 17	3,116 61	285 29		339	192	148	231	68	7	32	61	81	158	.....
12		13,420 18	52,962 50	3,326 37		4,748	2,418	2,330	3,122	66	221	465	817	906	2,339	.....
44,140 51		140,874 37	6,558 57			15,899	7,998	7,901	10,471	66	586	1 505	3,101	3,453	7,254	.....



Separate Schools.

tures.			Pupils.			Attendance.								
All other purposes.	Total amount expended.	Balances.	Number of pupils.	Boys.	Girls.	Average attendance.	Percent. of aver. to total attendance.	Less than 20 days during the year.	20-50 days.	51-100 days.	101-150 days.	151 to 200 days.	201 days to whole year.	
\$ c.	\$ c.	\$ c.												
1	1067 07	2102 90	507 43	171	94	77	109	65	13	23	23	42	70	
2	345 50	4941 77	45 84	268	108	160	187	70	7	19	43	41	158	
3	22 8 62	4304 12		388	201	187	276	72	13	34	90	91	160	
4	1077 56	2154 72	500 89	224	114	110	162	72	5	24	17	34	131	
5	364 72	1793 60	76 53	352	172	180	246	71	20	15	61	70	186	
6	45 91	2630 83		423	208	215	312	74	7	14	67	81	254	
7	240 98	1040 98	10 26	214	106	108	147	69	6	10	42	55	101	
8	1717 60	153 10		1017	499	518	555	55	81	175	209	221	329	
9	233 95	945 03	37 72	221	139	82	135	62	4	14	67	50	86	
10	85 80	592 77	197 54	105	59	46	75	72	3	2	21	26	53	
11	59 81	509 06	21 52	85	42	43	55	65	2	3	18	23	39	
12	186 73	841 55	15 09	122	60	62	88	72	1	7	21	18	75	
13	391 67	2220 87	2223 05	413	180	233	256	62	8	23	66	92	224	
14	259 11	23 7 01	100 01	317	162	155	156	49	11	34	77	84	111	
15	91 65	397 65	154 43	67	32	35	40	60	4	6	9	23	25	
16	401 77	1073 77	472 02	156	68	88	124	80	3	11	18	24	100	
17	166 61	2415 87	14 67	217	122	95	117	54	12	28	52	45	80	
18	99 18	354 98	94 59	38	21	17	25	65	1	4	7	9	17	
19	206 22	1775 22	1407 00	247	136	111	171	69	9	21	28	63	126	
20	109 95	530 95	57 09	99	47	52	66	66	2	3	20	27	47	
21	106 10	857 65	543 40	102	57	45	70	69	8	9	16	21	56	
22	105 54	519 48	418 03	60	27	33	41	68	.....	2	12	18	28	
23	51 78	421 90	3 78	71	32	39	47	66	.....	8	17	19	26	
24	985 05	6782 39	33 91	489	266	223	332	68	17	46	65	101	260	
25	98 85	870 60	17 90	191	98	93	131	68	8	21	49	40	73	
26	1378 28	4426 05	577 82	717	371	346	546	76	14	49	122	141	391	
27	146 24	546 24	10 26	43	26	17	30	70	2	.....	7	12	22	
28	561 35	1612 81	20 22	153	64	89	109	71	3	10	22	30	88	
29	746 70	1846 70		214	114	100	122	57	9	18	35	61	91	
30	250 35	1293 35	68 43	239	109	130	135	57	9	26	54	73	77	
31	570 20	1949 85	984 39	363	171	192	209	58	24	44	115	94	86	
32	180 00	1125 00	157 68	183	96	87	114	62	12	12	36	46	77	
33	174 62	794 62	10 66	148	85	63	64	44	23	21	42	30	27	
34	145 80	445 30	87 73	63	29	34	43	68	2	6	9	13	33	
35	1161 78	1987 50	62 56	189	93	96	89	47	21	28	59	30	51	
36	152 31	1416 77	59 06	230	114	116	106	46	19	43	69	51	48	
37	290 71	1032 23		132	56	76	83	66	3	17	17	29	66	
38	609 13	2348 63	164 36	275	143	132	194	71	11	21	24	56	163	
39	122 51	643 99	20 76	197	112	85	132	66	...	20	30	51	96	
40	132 83	834 39	184 17	119	61	58	61	51	11	13	24	33	38	
41	215 31	645 03	60 64	102	44	58	70	69	4	9	17	14	58	
42	81 93	361 69	.....	61	35	26	39	64	5	2	4	21	29	
	17626 84	71866 92	9421 26	9485	4773	4712	6074	64	415	895	1801	2103	4256	15
1	15936 63	90405 60	17903 07	15462	8207	7255	8085	52	1111	20 9	3629	3474	4469	680
2	44140 51	140874 37	6558 57	15899	7998	7901	10471	66	586	1505	3101	3453	7254	
3	17626 84	71866 92	9421 26	9485	4773	4712	6074	64	415	895	1801	2103	4256	15
4	77703 98	303146 89	33882 90	40346	20978	19868	24630	60	2112	4499	8531	9030	15979	695
5	80452 36	296655 08	34905 80	39773	20473	19293	24090	62	2151	4264	8657	8662	15032	1007
6	.....	6491 81	.....	1073	503	570	540	.....	.....	235	.....	368	947	
7	2748 38	.....	1022 90	.....	.....	.....	.....	2	39	.....	126	.....	.....	312
8	26	.....	.....	.....	51	49	.....	.....	5	11	21	22	39	2

VII.—TABLE G.—The Roman

Counties. (Including incorporated villages, but not cities or towns)	Teachers.					Number in the different					
	Number of teachers.	Male.	Female.	Average salary—male. \$	Average salary—female. \$	Reading.	Writing.	Arithmetic.	Drawing.	Geography.	Music.
1 Bruce .....	13	4	9	389	169	830	830	807	807	625	704
2 Carleton .....	22	1	21	300	189	1,230	1,194	1,165	673	547	144
3 Essex .....	11	...	11	...	230	561	532	562	532	286	384
4 Frontenac .....	10	2	8	263	250	368	349	363	335	237	49
5 Stormont, D. and G. . .	21	3	18	320	200	1,188	1,151	1,147	935	706	445
6 Grey .....	8	1	7	240	239	287	287	287	276	216	...
7 Hastings .....	7	...	7	...	245	302	295	294	293	247	210
8 Huron .....	7	2	5	250	310	401	394	401	356	290	294
9 Kent .....	6	1	5	300	271	357	357	357	357	290	138
10 Lambton .....	2	2	...	275	...	98	94	93	90	71	78
11 Lanark .....	3	2	1	201	275	120	125	118	115	88	97
12 Leeds and Grenville	7	1	6	225	179	218	193	206	171	153	76
13 Lennox & Addington.	2	...	2	...	219	85	85	85	85	59	...
14 Lincoln .....	3	1	2	350	200	155	155	155	143	116	87
15 Middlesex .....	4	1	3	256	303	148	148	148	148	118	80
16 Norfolk .....	1	...	1	...	450	106	106	106	106	77	106
17 North. and Durham..	8	2	6	225	219	238	220	228	219	179	...
18 Ontario .....	2	1	1	500	250	111	111	111	111	97	...
19 Peel .....	1	...	1	...	240	35	35	35	35	19	35
20 Perth .....	4	...	4	...	278	225	217	217	209	183	106
21 Peterborough .....	1	...	1	...	230	40	40	40	40	25	...
22 Prescott and Russell.	78	11	67	280	206	5,535	4,722	4,798	3,591	2,736	983
23 Renfrew .....	10	1	9	250	220	539	513	506	440	280	170
24 Simcoe .....	6	1	5	375	150	201	201	201	201	192	150
25 Waterloo .....	12	2	10	400	251	755	748	710	731	439	399
26 Welland .....	1	...	1	...	315	47	47	47	48	33	47
27 Wellington .....	10	1	9	275	224	509	507	507	503	402	212
28 Wentworth .....	1	...	1	...	225	23	23	23	16	15	23
29 York .....	2	...	2	...	212	111	111	111	111	65	85
30 Districts .....	12	2	10	248	176	639	398	465	155	102	253
Total .....	275	42	233	295	215	15,462	14,192	14,298	11,831	8,693	5,355
Cities.											
1 Belleville .....	6	1	5	600	200	492	492	492	492	272	...
2 Brantford .....	5	1	4	600	213	332	332	332	332	208	332
3 Chatham .....	6	1	5	450	225	321	321	321	321	214	321
4 Guelph .....	8	...	8	...	213	454	454	454	454	366	454
5 Hamilton .....	38	...	38	...	125	1,670	1,670	1,670	1,670	1,670	...
6 Kingston .....	18	3	15	475	170	861	861	861	861	684	422
7 London .....	16	...	16	...	200	751	751	751	751	557	751
8 Ottawa .....	89	7	82	592	193	5,319	5,305	5,305	4,606	3,893	3,378
9 St. Catharines .....	10	4	6	250	150	398	398	398	398	315	398
10 St. Thomas .....	4	...	4	...	200	214	214	214	214	214	149
11 Stratford .....	6	...	6	...	219	339	339	339	339	231	339
12 Toronto .....	91	25	66	300	204	4,748	4,748	4,748	4,748	4,748	4,748
Total .....	297	42	255	375	190	15,899	15,885	15,885	15,186	13,392	11,292

Catholic Separate Schools.

branches of instruction.											Maps and prizes.		Arbor Day.	
Grammar and Composition.	English History.	Canadian History.	Temperance and Hygiene.	Drill and Calisthenics.	Bookkeeping.	Algebra.	Geometry.	Botany.	Elementary Physics.	Agriculture.	Number of maps.	Number of schools giving prizes.	Number of trees planted on Arbor Day.	
1	595	96	248	187	614	26	5				51	2	88	
2	498	144	254	169	316	32	6				88	2	56	
3	221	75	144	152	453	5	4				57	2	38	
4	216	143	148	156	220	24	23	23	11		59	1		
5	693	141	183	140	433	42	25	25	23	16	79	8	7	
6	202	81	131	136	131	2	3	3			52	3	7	
7	255	65	131	144	233	24	10	10			38	3	2	
8	310	124	212	124	356	19	19	19			53	2	13	
9	300	88	111	111	106	27	30	30			38	2	29	
10	71	52	49	64	78	5	5				17	1	11	
11	76	25	47	60	57	1					23		8	
12	152	108	56	69	111	100	21	21	19	14	41			
13	48	18	18	38	38	1	1	1			9			
14	107	12	51	12	87						17			
15	109	44	66	72	148	7	11	11			40	1		
16	77	36	61	36	106	17	13	13	13	61	4		6	
17	172	61	95	92	61	10	8	8			48	1	1	
18	83	25	51	51	51	8	8	8			61			
19	19	6	14	6	35						10			
20	177	59	101	69	65	1	1	1			33		1	
21	25	7	10	7							6	1		
22	2,258	154	783	210	1,509	154	4	4			319	27	60	
23	269	132	170	224	170	21	15	15			45	4	6	
24	110	38	78	48	154	17	1	1			39	7		
25	508	85	314	173	704	58	1	1	1	1	63	2	34	
26	33	24	24	33	47	4	4	4			6		1	
27	363	123	207	131	319	2	2	2			74		21	
28	15	5	8	5		1	1	1			6	1	3	
29	46	12	16	3	111						8	1		
30	199	.....	56	.....	206	2					38	9		
	8,207	1,983	3,837	2,722	6,918	610	217	216	74	44	94	1,367	80	394
1	167	41	165	165	492						23	4		
2	208	71	144	144	137						18	2		
3	214	64	115	321	321						10	1		
4	296	101	157	187	454						32	3		
5	1,182	513	698	956	1,670	103	30	30	1,640	4	111	8		
6	695	158	354	396	581	31	27	18	21	12	68	5		
7	557	119	273	273	751	119					30	6		
8	3,221	1,205	2,429	1,367	3,230	214	75	70	28		215	20	36	
9	315	73	176	96	276	10					25			
10	214	33	65	123	214	3					8		100	
11	231	83	170	170	339						20	1		
12	4,672	727	1,362	4,546	4,748	226	238	238	127	40	368			
	11,972	3,188	6,103	8,744	13,213	706	370	356	1,816	56	928	50	136	

VII.—TABLE G.—The Roman

Towns.	Teachers.					Number in the different					
	Number of teachers.	Male.	Female.	Average salary, male.	Average salary, female.	Reading.	Writing.	Arithmetic.	Drawing.	Geography.	Music.
1 Almonte .....	3	1	2	500	200	171	171	171	171	117	...
2 Amherstburg .....	5	...	5	...	240	268	268	268	268	167	268
3 Arnprior .....	5	1	4	490	203	388	388	388	388	388	388
4 Barrie .....	4	...	4	...	225	224	224	224	224	224	224
5 Berlin .....	7	...	7	...	172	352	352	352	352	266	352
6 Brockville .....	8	1	7	675	257	423	423	423	423	283	423
7 Cobourg .....	4	...	4	...	200	214	214	214	214	128	214
8 Cornwall .....	13	2	11	490	203	1,017	1,017	1,017	1,017	479	291
9 Dundas .....	4	...	4	...	200	221	221	221	200	180	210
10 Galt .....	1	...	1	...	325	105	100	100	70	55	90
11 Goderich .....	2	...	2	...	200	85	85	85	85	60	85
12 Ingersoll .....	2	...	2	...	288	122	122	122	122	122	122
13 Lindsay .....	7	1	6	525	225	413	413	413	413	288	413
14 Mattawa .....	5	1	4	650	225	317	317	317	317	238	...
15 Newmarket .....	1	...	1	...	300	67	67	67	67	48	67
16 Niagara Falls .....	3	...	3	...	200	156	156	156	156	103	156
17 North Bay .....	2	...	2	...	400	217	217	217	217	197	...
18 Oakville .....	1	...	1	...	240	38	38	38	38	32	38
19 Orillia .....	4	...	4	...	325	247	247	247	247	189	247
20 Oshawa .....	2	...	2	...	200	99	99	99	99	65	99
21 Owen Sound .....	2	...	2	...	385	102	102	102	102	82	102
22 Paris .....	2	...	2	...	180	60	60	60	60	43	60
23 Parkhill .....	1	...	1	...	325	71	71	71	71	45	71
24 Pembroke .....	9	1	8	550	233	489	489	489	489	335	328
25 Perth .....	3	...	3	...	200	191	191	191	191	128	191
26 Peterborough .....	11	1	10	550	239	717	717	717	717	348	717
27 Picton .....	1	...	1	...	400	43	43	43	36	25	43
28 Port Arthur .....	3	...	3	...	300	153	153	153	153	119	153
29 Prescott .....	4	1	3	500	200	214	214	214	214	166	175
30 Rat Portage .....	6	...	6	...	166	239	231	115	115	115	239
31 Renfrew .....	6	1	5	450	230	363	363	363	363	268	191
32 Sarnia .....	4	...	4	...	225	183	183	183	183	134	...
33 Sault Ste. Marie .....	2	...	2	...	263	148	148	148	70	70	...
34 St. Mary's .....	1	...	1	...	300	63	63	63	63	46	...
35 Sturgeon Falls .....	2	2	...	327	...	189	189	189	189	189	...
36 Sudbury .....	4	...	4	...	275	230	139	230	230	139	150
37 Thorold .....	3	...	3	...	230	132	132	132	132	106	132
38 Trenton .....	5	...	5	...	250	275	275	275	275	140	275
39 Walkerton .....	4	...	4	...	125	197	197	197	197	126	197
40 Wallaceburg .....	2	1	1	400	300	119	119	119	119	63	...
41 Waterloo .....	3	...	3	...	100	102	102	102	102	79	102
42 Whitby .....	1	...	1	...	265	61	61	61	61	40	...
Total .....	162	14	148	494	222	9,485	9,381	9,356	9,220	6,365	6,813
Totals.											
1 Counties, etc .....	275	42	233	295	216	15,462	14,192	14,298	11,831	8,893	5,355
2 Cities .....	297	42	255	375	190	15,899	15,885	15,885	15,186	13,392	11,292
3 Towns .....	162	14	148	494	222	9,485	9,381	9,356	9,220	6,365	6,813
4 Grand total, 1896....	734	98	636	357	207	40,846	39,458	39,539	36,237	28,650	23,460
5 " " 1895....	755	148	607	371	207	39,773	38,029	38,616	35,234	27,871	24,460
6 Increase .....	...	...	29	...	...	1,073	1,429	923	1,003	779	...
7 Decrease .....	31	50	...	14	...	...	...	...	...	...	1,000
8 Percentage .....	...	13	87	...	...	100	97	97	89	70	58

Catholic Separate Schools.

branches of instruction.											Maps and prizes.		Arbor Day.	
Grammar and Com- position.	English History.	Canadian History.	Temperance and Hygiene.	Drill and Calis- thenics.	Book-keeping.	Algebra.	Geometry.	Botany.	Elementary Physics.	Agriculture.	Number of maps.	Number of schools giving prizes.	Number of trees planted on Arbor Day.	
1	117	46	70	46	171						9	1		
2	167	64	94	64	268		17	17			31	1		
3	388	69	69	69	258						8	2		
4	224	99	99	99	224						15			
5	194	34	129	79	352						25	1		
6	229	92	137	92	423	423					20			
7	214	45	45	45	214						8			
8	1,017	96	177	191	291						15			
9	190	40	40	26	160						25	1		
10	73	28	48	48	100						5			
11	60	33	33	67	85	8					7	2	10	
12	122	36	66	14	122						7			
13	413	128	196	99	413	29	29	29	29	29	30			
14	238	53	79	38	24	24	24	24	6	10	24	1		
15	48	10	25	16	67						10			
16	103	40	60	40	86	5	5	5	5		11			
17	117	25	61	25	117						11			
18	25	19	19	19	38						7	1		
19	189	66	105	167	247						9			
20	65	20	40	48	99						16		3	
21	82	20	40	102	102						4			
22	43	22	22	22	32						8	1		
23	45	34	34	21	71						8	1		
24	470	94	166	94	470						30			
25	128	42	99	42	191	3					9			
26	297	75	183	334	664						42			
27		14	25	14							7			
28	87	54	54	87	153						12	1		
29	166	70	106	166	214						14		15	
30	98	18	52	98	239	18	5	5			10	2		
31	163	87	105	59	171	16	19	18	11	7	26			
32	134	45	94	45	96						11			
33	35	6	19	5							7	1		
34	46	15	27	27							9			
35	189	35	35	74							4			
36	139	18	48	18	230	2	1	1			4			
37	106	36	61	91	132						8			
38	187	31	88	275	275						22			
39	160	36	75	126	197						25	1	12	
40	119	13	31	14	69						10			
41	79	14	34	14	102	14					9	1		
42	31	17	31	31	61						9	1	5	
	6,997	1,839	3,022	3,051	6,641	563	100	99	51	47	581	19	45	
1	8,207	1,983	3,837	2,722	6,918	610	217	216	74	44	94	1,367	80	394
2	11,972	3,188	6,108	8,744	13,213	706	370	356	1,816	56		928	50	136
3	6,997	1,839	3,022	3,051	6,641	563	100	99	51	47		581	19	45
4	27,176	7,010	12,967	14,517	26,772	1,879	687	671	1,941	147	94	2,876	149	575
5	22,953	7,673	13,350	12,382	26,951	2,137	688	605	371	352	323	2,718	149	300
6	4,223			2,135				66	570			158		275
7		663	383		179	258	1		205	229				
8	67	17	32	36	66	5	1	1	5					

VIII.—TABLE H.—The

Collegiate Institutes.	Receipts.											
	Teachers' salaries, etc. (Legislative grant.)		Municipal grants (county).		Municipal grants (local).		Fees.		Balances and other sources.		Total receipts.	
	\$	c.	\$	c.	\$	c.	\$	c.	\$	c.	\$	c.
1 Aylmer . . . . .	1,038	80	2,000	00	1,250	00	929	00	350	03	5,567	83
2 Barrie . . . . .	1,119	77	2,401	56	2,000	00	1,563	50	736	61	7,821	44
3 Brantford . . . . .	1,298	39			6,700	00	2,621	00	120	76	10,740	15
4 Brockville . . . . .	1,171	48			6,950	00	170	25	615	32	8,907	05
5 Chatham . . . . .	1,827	00	1,445	20	4,700	00	1,274	05	1,127	29	9,873	54
6 Clinton . . . . .	984	57	1,713	38	1,650	00	1,065	25	1,022	24	6,435	44
7 Cobourg . . . . .	1,012	50	2,072	53	2,000	00	1,356	13	53	46	6,493	62
8 Collingwood . . . . .	1,015	28	1,552	16	2,000	00	1,104	25	1,115	88	6,787	57
9 Galt . . . . .	1,271	67	1,348	09	2,500	00	2,105	75	1,601	97	8,827	48
10 Goderich . . . . .	1,109	92	1,901	72	1,800	00	1,119	75	1,512	54	7,443	93
11 Guelph . . . . .	1,134	50			5,675	61	791	00	627	39	8,228	50
12 Hamilton . . . . .	1,329	72			16,399	06	5,724	75			23,453	53
13 Ingersoll . . . . .	992	25	973	74	3,450	50	906	50	4,005	00	19,337	99
14 Kingston . . . . .	1,354	17			7,870	00	3,029	00	344	00	12,597	17
15 Lindsay . . . . .	1,326	17	2,424	00	3,000	00	2,168	25	630	89	9,549	31
16 London . . . . .	1,421	29	1,200	00	20,300	00	1,026	00	3,056	30	27,003	59
17 Morrisburg . . . . .	1,095	26	3,957	00	1,532	00	578	00	499	47	7,661	73
18 Napanee . . . . .	1,166	30	4,000	00	1,875	00	293	85	303	95	7,639	10
19 Niagara Falls . . . . .	1,060	13	551	62	5,000	00			772	52	7,384	27
20 Ottawa . . . . .	1,344	39			12,120	00	6,898	82	832	16	21,195	37
21 Owen Sound . . . . .	1,320	39	3,164	43	4,775	50	2,389	00	199	96	11,849	28
22 Perth . . . . .	1,057	69	1,875	00	2,916	54	237	00	1,071	19	7,157	42
23 Peterborough . . . . .	1,298	38			7,000	00	3,112	00	203	12	11,613	50
24 Ridgetown . . . . .	1,012	13	1,012	12	1,100	00	1,383	80	2,811	28	7,319	33
25 Sarria . . . . .	1,174	95	1,698	53	4,055	89	151	00	547	46	7,627	83
26 Seaforth . . . . .	1,055	66	2,120	39	1,500	00	1,062	80	1,154	32	6,893	17
27 Stratford . . . . .	1,271	39	1,300	00	5,000	00	1,952	00	843	38	10,366	77
28 Strathroy . . . . .	1,137	03	1,987	63	2,500	00	1,826	00	520	70	7,971	36
29 St. Catharines . . . . .	1,236	49	1,709	00	5,110	48	396	50	292	79	8,745	26
30 St. Mary's . . . . .	1,018	02	799	00	2,200	00	1,536	50	362	42	5,915	94
31 St. Thomas . . . . .	1,323	94	1,571	05	5,951	97	1,145	65			9,992	61
32 Toronto (Harbord) . . . . .	1,359	50			11,725	00	8,857	00	280	71	22,222	21
33 " (Jameson) . . . . .	1,337	28			11,725	00	5,552	00	280	67	18,894	95
34 " (Jarvis) . . . . .	1,343	28			11,725	00	6,350	00	3,376	02	22,794	30
35 Whitby . . . . .	999	23	999	23	3,002	14	466	50	231	00	5,698	10
36 Windsor . . . . .	1,162	63	1,262	69	4,543	68	243	39	2	70	7,215	09
37 Woodstock . . . . .	1,266	66	2,445	04	2,950	00	2,693	25	143	68	9,498	63
1 Total, 1896 . . . . .	43,948	21	49,485	11	196,563	37	74,079	49	31,648	18	395,724	36
2 " 1895 . . . . .	44,411	13	52,451	44	194,280	98	71,200	75	37,592	26	399,936	56
3 Increase . . . . .					2,282	39	2,878	74				
4 Decrease . . . . .	462	92	2,966	33					5,944	08	4,212	20
5 Percentage . . . . .		11		12		50		19		8		



Collegiate Institutes.

Expenditure.										Charges per year.			
Teachers' salaries.		Building, rent and repairs.		Maps, apparatus, prizes and libraries.		Fuel, books and contingencies.		Total expenditure.		Balances.			
\$	c.	\$	c.	\$	c.	\$	c.	\$	c.	\$	c.		
1	4,450	00	59	77	108	59	776	49	5,394	85	172	98	\$10; \$5 Form I. residents.
2	6,118	46	273	26	29	34	806	08	7,227	14	594	30	\$10.
3	8,396	66	394	39	.....	.....	902	88	9,693	93	1,046	22	\$16 Co. and non-res.; \$10 res.
4	5,978	32	250	96	2	00	1,524	57	7,755	85	1,151	20	25 per mo. on Co. pupils.
5	7,538	15	185	40	173	81	1,138	13	9,035	49	838	05	\$6 Town; \$9 Co.
6	4,291	57	68	31	170	59	388	18	4,918	65	1,516	79	\$6; \$8; \$10.
7	4,900	83	125	70	123	21	1,034	76	6,184	50	309	12	\$12 res.; \$14 non res.; \$7.50 Co.
8	4,721	50	106	37	65	16	764	30	5,657	33	1,130	24	\$5 town; \$10 Co.; \$10 outside.
9	6,950	00	230	41	85	00	1,514	16	8,779	57	47	91	\$10 Co.; \$14 all others.
10	5,375	00	72	80	26	30	493	70	5,967	80	1,476	13	Form I., \$5, \$6, \$8; Form II., \$7, \$8, \$10; Forms III., IV., \$10, \$10, \$12.
11	5,900	00	65	70	94	78	1,471	12	7,531	60	696	90	Free res.; \$20 non-res.
12	16,772	25	125	50	58	70	6,497	08	23,453	53	.....	.....	Jun. Form \$2.50; all other res. \$10; non res. \$20.
13	4,674	84	3,863	52	26	27	895	73	9,460	36	877	63	\$7.50.
14	9,701	02	508	14	99	54	2,138	30	12,447	00	150	17	\$10 and \$5.
15	7,675	00	118	03	45	38	1,454	30	9,292	71	256	60	\$10 res.; \$20 non-res.
16	19,997	98	424	17	357	26	5,481	78	26,261	19	742	40	Free city; \$1 per mo. Co.; other Cos. Forms I., III., \$3 per mo; Form IV., \$1 per mo.
17	5,221	28	.....	.....	194	04	642	19	6,037	51	1,624	22	\$6.
18	5,721	05	34	11	74	23	1,207	22	7,036	61	602	49	\$10 non-res.; others free.
19	4,800	00	795	27	473	26	1,269	66	7,338	19	46	08	Free.
20	15,060	00	188	20	190	10	4,016	05	19,454	35	1,741	02	\$25 res.; \$40 non-res.
21	9,600	00	230	00	69	90	1,905	13	11,805	03	44	25	\$7 Forms I., II.; \$10, \$15, III., IV.
22	4,950	00	735	49	126	72	776	79	6,589	00	568	42	Free res.; \$16 non-res.; \$5 Co.
23	8,077	50	1,200	00	275	50	1,685	76	11,238	76	374	74	\$5 Low I. Form; \$10 other Forms; \$25 non-res.
24	4,550	00	738	84	101	75	904	62	6,295	21	1,024	12	\$6 res.; \$10 Co. and non-res.
25	5,725	00	452	15	.....	.....	1,211	93	7,389	08	238	75	Free.
26	4,860	00	178	33	12	75	873	45	5,924	53	968	64	\$6, \$8, \$10.
27	7,124	64	1,015	20	302	95	1,654	04	10,096	83	269	94	\$10 res and Co.; \$20 non-res.; \$10 non-res. in Forms II., III., IV.
28	6,420	00	.....	.....	168	80	1,335	96	7,924	76	46	60	\$10.
29	6,993	68	248	28	.....	.....	1,092	41	8,334	37	410	89	\$16 non-res.
30	4,882	05	.....	.....	25	00	816	90	5,723	95	191	99	\$5 res.; \$10 Co.; \$15 non-res.
31	7,650	00	911	69	30	35	1,400	57	9,992	61	.....	.....	\$10 Co.; \$30 other Cos.; \$10 city II., III., IV.
32	16,634	00	1,909	29	334	01	2,897	24	21,774	54	447	67	\$20 Form I.; \$23 Form II.; \$32 Forms III., IV.
33	14,450	00	435	60	350	77	2,199	08	17,435	45	1,459	50	\$20 Form I.; \$23 Form II.; \$32 Forms III., IV.
34	15,650	00	3,641	88	570	92	2,931	50	22,794	30	.....	.....	\$20 Form I.; \$23 Form II.; \$32 Forms III., IV.
35	4,519	82	115	26	70	00	869	73	5,574	81	123	29	\$6 town; \$7.50 Co.; \$10 Prov.
36	5,750	00	341	67	135	60	987	82	7,215	09	.....	.....	Free.
37	7,330	00	163	61	68	23	1,683	03	9,244	87	253	76	\$7.50 Co.; \$10 other Cos.
1	289,390	60	20,207	30	5,040	81	59,642	64	374,281	35	21,443	01	{ 7 free. 30 fee.
2	285,518	91	34,511	12	4,080	80	63,131	59	387,242	42	12,694	14	{ 10 free. 27 fee.
3	3,871	69	.....	.....	960	01	.....	.....	.....	.....	8,748	87	3 fee.
4	.....	.....	14,303	82	.....	.....	3,488	95	.....	.....	.....	.....	3 free.
5	77		6		1		17						.....

Cost per pupil, \$30.64.

## VIII.—TABLE H.—The

High Schools.	Receipts.											
	Teachers' salaries, etc. (Legislative grant).		Municipal grants (county).		Municipal grants (local).		Fees.		Balances and other sources.		Total receipts.	
	£	c.	£	c.	£	c.	£	c.	£	c.	£	c.
1 Alexandria	518	64			3,563	50			1,205	28	5,227	42
2 Almonte	641	49	641	49	2,100	87	498	50	537	06	4,419	41
3 Arnprior	587	13	981	99	2,231	83	102	00	541	50	4,444	45
4 Arthur	483	40	561	70	650	00	472	15	224	95	2,392	20
5 Athens	677	89	1,704	49	1,800	00	267	50	1,152	24	5,602	12
6 Aurora	619	13	700	00	900	00	619	00	182	47	3,020	60
7 Beamsville	458	26	650	00	568	00			115	04	1,781	30
8 Belleville	741	60	1,345	83	7,972	97	104	00			10,164	40
9 Berlin	814	50	2,475	93	1,500	00	905	25	793	70	6,489	38
10 Bowmanville	829	85	829	85			86	00	3,588	85	5,334	55
11 Bradford	630	95	1,075	87	400	00	479	00	526	09	3,111	91
12 Brampton	818	45	1,571	45	1,800	00	1,597	00	178	73	5,945	63
13 Brighton	425	55	425	55	1,000	00	88	00	551	48	2,490	58
14 Caledonia	581	36	1,537	50	700	00	597	50	838	87	4,253	23
15 Campbellford	674	84	674	84			935	35	1,886	46	4,171	49
16 Carleton Place	644	14	644	14	2,578	85	286	50	1,928	39	6,082	02
17 Cayuga	501	64	1,370	00	450	00	243	50	442	16	3,007	30
18 Colborne	444	78	457	47	882	24	255	00	1,306	31	3,345	80
19 Cornwall	736	22	1,654	93	1,738	14	289	46	2,554	88	6,873	63
20 Deseronto	685	66	685	66	1,900	00	56	00	435	62	3,762	94
21 Dundas	604	94	2,262	50			764	00	1,677	33	5,298	77
22 Dunnville	654	28	1,932	37	700	00	516	75	142	14	3,945	54
23 Dutton	581	24	1,700	00			552	00	1,574	37	4,407	61
24 Elora	540	76	850	26	700	00	394	00	575	98	3,061	00
25 Essex	670	64	1,720	54	1,000	00	53	60	317	38	3,762	16
26 Feigus	571	00	659	00	1,000	00	363	50	1,623	60	4,217	10
27 Forest	578	35	1,543	94	700	00	235	00	203	60	3,260	89
28 Gananoque	600	48	850	48	11,339	23	69	50	271	75	13,131	44
29 Georgetown	714	84	880	46	849	28	1,297	25	246	68	3,988	51
30 Glencoe	659	75	756	88	800	00	833	00	3,490	30	6,539	93
31 Gravenhurst	847	48			531	39	388	25	5,703	58	7,470	70
32 Grimsby	416	55	650	55	480	00			216	79	1,763	89
33 Hagersville	608	85	1,709	18	599	00	302	00	482	78	3,701	81
34 Harriston	706	59	892	29	1,000	00	1,828	50	671	50	10,363	68
35 Hawkesbury	447	54	872	54	1,100	00	39	00	124	71	2,583	79
36 Iroquois	729	42	2,473	50	1,620	00	604	00	1,489	65	6,916	57
37 Kemptville	662	41	912	06	998	84	991	75			3,565	06
38 Kincardine	782	43	1,663	04	2,050	00	742	00	135	69	5,373	16
39 Leamington	242	45	1,930	27	7,519	46			671	50	10,363	68
40 Listowel	648	63	800	00	800	00	1,113	00	483	93	3,845	56
41 Lucan	629	44	1,111	94	200	00	1,127	75	19	09	3,088	22
42 Madoc	505	22	1,440	04	1,400	00	129	00	132	66	3,606	92
43 Markham	605	51	1,076	76	240	00	1,475	50	1,019	64	4,417	41
44 Meaford	733	24	1,084	84	1,450	00	963	00	114	26	4,345	34
45 Mitchell	594	85	800	00	800	00	616	00	967	78	3,778	63
46 Mount Forest	680	08	680	08	1,400	00	990	50	326	89	4,077	55
47 Newburgh	525	56	1,650	00	375	65	108	00	149	02	2,808	23
48 Newcastle	421	69	421	69	1,000	00	71	55	94	18	2,009	11
49 Newmarket	695	35	700	00	900	00	900	00	503	60	3,698	95
50 Niagara	430	48	600	48	550	00			37	10	1,618	06
51 Niagara Falls South	566	13	566	13	2,000	00	89	00	178	11	3,399	37
52 Norwood	649	93	849	93	1,840	76	926	00	897	24	5,163	86
53 Oakville	467	54	943	30	790	92	383	00	689	46	3,274	22
54 Omeme	437	46	437	46	794	98	184	00			1,853	90
55 Orangeville	701	04	941	35	1,400	00	1,383	43	707	54	5,133	36
56 Orillia	827	07	1,246	66	1,500	00	1,267	45	858	75	5,699	93
57 Oshawa	677	24	1,078	68	2,133	96	944	00	228	26	5,062	14
58 Paris	595	91	917	63	1,500	00	157	00	784	72	3,955	26
59 Parkhill	599	70	713	40	1,100	00	327	50	530	43	3,271	03

## High Schools.

Expenditure.						Charges per year.	
Teachers' salaries.	Building, rent and repairs.	Maps, apparatus, prizes and libraries.	Fuel, books and contingencies.	Total expenditure.	Balances.		
\$ c.	\$ c.	\$ c.	\$ c.	\$ c.	\$ c.		
1	2,200 00	1,707 04	115 82	559 74	4,582 60	644 82	Free.
2	3,084 79	600 00	42 05	336 57	4,063 41	356 00	\$1 res.; \$6 Co.; \$11 non-res. & others
3	2,500 00	225 00	3 35	438 73	3,167 08	1,277 37	Free res.; \$1 per mo. others.
4	1,633 36	40 98	75 48	304 28	2,054 10	338 10	\$10.
5	3,387 50	150 47	14 88	1,254 60	4,807 45	794 67	Free res.; \$2.50 Co.; \$10 non-res.
6	2,202 44	74 02	107 00	566 92	2,950 38	70 22	\$10
7	1,233 34	76 47	46 86	235 95	1,592 62	188 68	Free; \$10 other Cos.
8	4,405 74	5,475 11	29 27	254 28	10,164 40	.....	\$25.
9	4,650 00	159 82	.....	886 38	5,696 20	793 18	\$10.
10	4,094 17	181 20	49 62	924 72	5,249 71	84 84	\$4, \$6, \$7.50.
11	2,224 97	363 76	21 35	365 40	2,975 48	136 43	\$10.
12	4,635 90	103 40	47 26	632 09	5,418 65	526 98	\$10.
13	1,478 85	111 90	60 00	381 21	2,031 96	458 62	Free Dist.; 75 cts. Co.
14	2,687 91	303 28	273 64	432 31	3,697 14	558 09	\$4.50.
15	3,204 65	151 66	95 35	719 83	4,171 49	.....	\$6 Dist.; \$7.50 Co.; \$10 non-res.
16	2,930 75	70 70	78 20	491 64	3,571 29	2,510 73	Free res.; \$10 non-res.; \$5 Co.
17	2,225 00	116 71	5 90	259 46	2,607 07	400 23	\$4.50.
18	1,525 00	49 20	44 65	399 35	2,018 20	1,327 60	Free res.; 75 cts. per mo. others.
19	3,700 00	789 50	26 79	920 90	5,437 19	1,436 44	Free.
20	2,487 59	231 36	8 70	884 60	3,612 25	150 69	Free
21	2,610 56	856 83	26 20	536 08	4,029 67	1,269 10	\$10, \$9.50.
22	2,935 00	178 00	33 35	487 62	3,633 97	311 57	\$4.50 res. and Co.; \$15 non-res.
23	2,258 04	33 87	.....	362 53	2,654 44	1,753 17	\$10.
24	2,115 00	53 96	29 65	396 76	2,595 37	465 63	\$5 res.; \$10 non-res. and Co.
25	2,999 03	433 35	52 40	263 53	3,748 31	13 85	Free.
26	2,630 00	155 56	20 66	673 22	3,479 44	737 66	Free res. \$10 Co. and non-res.
27	2,300 00	276 68	22 00	610 85	3,209 53	51 36	\$1 per mo. town.
28	2,269 17	9,973 62	143 93	744 72	13,131 44	.....	Free res.; \$2.50 Co. and non-res.
29	3,190 00	451 31	.....	347 20	3,988 51	.....	\$10; \$7.
30	2,760 25	56 17	88 95	3,592 86	6,498 23	41 70	\$10 res.; \$20 non-res.
31	1,447 17	5,401 44	.....	455 36	7,303 97	166 73	\$10.
32	1,340 00	34 07	50 85	338 97	1,763 89	.....	Free.
33	2,388 00	282 98	.....	775 22	3,446 20	255 61	\$4.50.
34	3,500 00	230 15	50 84	636 43	4,417 42	19 55	\$10 res. and Co.; \$15 non-res.
35	2,032 00	200 00	.....	325 91	2,557 91	25 88	Free res.; \$1 per mo. out of Co.
36	3,273 80	249 05	156 14	1,472 90	5,151 89	1,764 68	\$6.
37	2,792 23	100 76	26 46	645 61	3,565 06	.....	\$2.50 Co.; \$15 non-res.
38	4,000 00	345 43	16 88	736 22	5,098 53	274 63	\$10 Co.: \$8 Town.
39	2,250 00	6,360 46	678 75	801 01	10,090 22	273 46	Free.
40	2,787 00	95 77	61 59	816 63	3,760 99	84 57	\$10 Town and Co.; \$12 other Cos.
41	2,078 50	53 76	91 93	718 23	2,942 42	145 80	\$10.
42	1,888 00	157 61	.....	1,561 31	3,606 92	.....	\$7.
43	2,670 00	617 04	19 55	438 45	3,745 04	672 37	\$10.
44	3,121 62	199 73	.....	998 31	4,319 66	25 68	\$8, \$10.
45	2,595 04	21 30	26 88	969 52	3,612 74	165 89	\$6 res.; \$10 Co.
46	3,037 42	133 76	134 52	679 14	3,984 84	92 71	\$10.
47	2,188 13	42 17	41 84	372 72	2,644 86	163 37	Free.
48	1,350 00	186 54	66 06	262 54	1,865 14	143 97	Free res.; \$7.50 outsiders.
49	2,700 00	94 80	160 70	743 45	3,698 95	.....	\$10.
50	1,400 00	43 66	16 70	157 70	1,618 06	.....	Free.
51	2,207 30	333 44	.....	481 37	3,022 11	377 26	Free.
52	2,858 26	784 76	1 00	595 64	4,239 66	924 20	\$6 res. and Co.; \$15 non-res.
53	1,800 00	54 34	73 70	207 39	2,136 43	1,137 79	\$5, \$8.
54	1,417 79	31 40	18 00	354 77	1,821 96	31 94	\$10.
55	3,800 00	352 40	62 41	521 68	4,736 49	396 87	\$9 Town; \$10 Co. and outside.
56	4,150 90	546 80	15 00	653 10	5,365 80	334 13	\$5 res.; \$10 non-res.
57	4,049 76	346 02	10 38	655 98	5,062 14	.....	\$7.50.
58	2,700 00	24 54	28 77	484 86	3,238 17	717 09	Free res.; \$1 per mo. non-res.
59	2,300 00	32 78	15 65	488 65	2,837 08	433 95	\$6 I., II. Form; \$8 III. Form, \$10 non-res.

VIII.—TABLE H.—The

High Schools.	Receipts.						Total receipts.
	Teachers' salaries, etc. (Legislative grant.)	Municipal grants (county).	Municipal grants (local).	Fees.	Balances and other sources.		
	\$ c.	\$ c.	\$ c.	\$ c.	\$ c.	\$ c.	
60 Pembroke .....	594 53	736 57	3,437 87	91 00	7 58	4,867 55	
61 Petrolea .....	709 86	1,332 59	2,600 00	167 00	1,668 73	6,478 18	
62 Picton .....	786 60	1,640 00	2,000 00	24 00	1,549 11	5,999 71	
63 Port Arthur .....	911 27	.....	900 00	.....	8,026 75	9,838 02	
64 " Dover .....	437 96	437 96	.....	68 00	652 31	1,596 23	
65 " Elgin .....	606 46	872 76	550 00	651 75	429 27	3,110 24	
66 " Hope .....	698 25	2,027 79	10,741 60	1,229 55	674 99	15,372 18	
67 " Perry .....	672 38	1,362 79	1,019 77	456 00	411 05	3,922 00	
68 " Rowan .....	418 56	721 14	.....	49 00	426 97	1,615 67	
69 Prescott .....	595 97	400 00	1,785 52	121 35	126 83	3,030 67	
70 Renfrew .....	580 72	580 72	1,845 82	112 00	1,329 57	4,448 83	
71 Richmond Hill .....	441 09	700 00	300 00	555 00	497 19	2,493 28	
72 Simcoe .....	750 34	1,554 52	2,621 56	15 60	142 00	5,083 42	
73 Smith's Falls .....	673 43	673 43	1,922 07	205 00	134 09	3,607 93	
74 Smithville .....	506 55	850 55	522 05	.....	1,038 37	2,917 53	
75 Stirling .....	455 11	862 14	1,050 00	.....	109 50	2,476 75	
76 Streetsville .....	426 09	861 09	200 00	283 00	149 69	2,019 87	
77 Sydenham .....	563 51	1,600 00	.....	530 00	199 80	2,893 31	
78 Thorold .....	481 81	601 45	2,000 00	.....	650 21	3,733 47	
79 Tilsonburg .....	596 74	603 13	1,500 00	283 50	262 16	3,045 53	
80 Toronto Junction .....	716 16	330 84	4,150 00	1,686 00	842 52	7,725 52	
81 Trenton .....	596 15	530 33	1,650 00	185 00	916 15	3,877 63	
82 Uxbridge .....	624 10	1,016 30	1,000 00	635 75	268 04	3,544 19	
83 Vankleekhill .....	638 42	1,338 42	1,290 00	146 00	819 07	4,231 91	
84 Vienna .....	435 24	700 00	400 00	.....	222 02	1,757 26	
85 Walkerton .....	735 92	1,510 11	1,960 09	1,317 00	298 62	5,821 65	
86 Wardsville .....	418 96	418 96	780 00	117 00	664 92	2,349 84	
87 Waterdown .....	426 36	826 36	360 00	132 09	219 56	1,964 28	
88 Waterford .....	637 15	1,595 94	1,000 00	122 50	431 90	3,787 49	
89 Watford .....	616 03	2,624 60	1,000 00	432 00	224 90	4,897 53	
90 Welland .....	643 94	1,708 50	1,500 00	123 00	160 32	4,135 76	
91 Weston .....	457 83	778 56	300 00	398 25	531 70	2,466 33	
92 Warton .....	540 24	540 24	800 00	345 50	5,532 59	7,758 57	
93 Williamstown .....	523 16	.....	2,050 00	111 00	1,536 49	4,220 65	
1 Total, 1896 .....	56,045 43	94,526 71	140,816 14	41,703 64	77,815 05	410,906 97	
2 " 1895 .....	55,588 87	88,103 28	117,690 81	43,661 97	59,746 09	364,791 02	
3 Increase .....	456 56	6,423 43	23,125 33	.....	18,068 96	46,115 95	
4 Decrease .....	.....	.....	.....	1,958 33	.....	.....	
5 Percentage .....	14	23	34	10	19	.....	

## High Schools.

Expenditure.							Charges per year.
Teachers' salaries.	Building, rent and repairs.	Maps, apparatus, prizes and libraries.	Fuel, books and contingencies.	Total expenditure.	Balances.		
\$ c.	\$ c.	\$ c.	\$ c.	\$ c.	\$ c.	\$ c.	
60	3,200 00	656 85	111 57	709 37	4,677 79	189 76	Free.
61	4,316 67	53 18	17 35	428 85	4,816 05	1,662 13	Free.
62	4,496 75	597 08	200 27	688 18	5,982 28	17 43	Free; Town and Co. \$1 per mo. to outsiders.
63	2,468 73			6,122 05	8,590 78	1,247 24	Free.
64	1,365 43			230 80	1,596 23		Free.
65	2,550 00	101 66	24 83	332 20	3,008 69	101 55	\$6 50 res.; \$10 Co. and non-res.
66	4,200 00	10,320 16	53 94	798 08	15,372 18		\$9 res.; \$7.50 non-res.
67	3,328 34	131 43	123 00	339 23	3,922 00		\$7.50 res. and Co.; \$10 non-res.
68	1,350 00	62 38	17 58	185 71	1,615 67		Free.
69	2,266 64	161 06	46 30	535 83	3,009 83	20 84	\$2.50.
70	2,754 95	728 60	46 67	918 61	4,448 83		Free.
71	1,600 00	189 13		298 38	2,087 51	405 77	\$10.
72	3,530 00	600 00	149 67	803 75	5,083 42		Free Town & Co.; others \$1 per mo.
73	3,000 00	81 84	18 00	508 09	3,607 93		Free res.; \$10 non-res.; \$5 Co.
74	1,560 00	51 58	62 65	223 34	1,897 57	1,019 96	Free.
75	1,612 50	317 14		516 67	2,446 31	30 44	Free.
76	1,370 00	88 36	65 25	260 16	1,783 77	236 10	\$5.
77	2,300 00	73 16	27 37	425 61	2,826 14	67 17	\$5 res.; \$10 non-res.
78	2,161 92	60 49	22 41	273 61	2,518 43	1,215 04	Free.
79	2,200 00	4 15	39 85	792 93	3,036 93	8 60	Free I. Form; \$6 other forms.
80	3,555 00	2,414 87	2 32	1,633 92	7,606 11	119 41	\$10 res.; \$12 and \$15 non-res.
81	2,425 08	510 45	65 37	486 96	3,487 86	389 77	\$15.
82	2,846 46	23 05	25 00	329 50	3,224 01	320 18	\$5 res.; \$7 50 non-res.
83	2,644 37	28 53	133 52	554 75	3,661 17	570 74	Free res.; \$10 non-res.
84	1,300 00	15 26	13 80	195 55	1,524 61	232 65	Free.
85	4,635 50	480 66		349 16	5,465 32	356 33	\$10.
86	1,300 00	16 62	55 49	949 25	2,321 36	28 48	\$3 res.; \$10 non-res. Co.
87	1,755 00	13 00	7 00	156 08	1,931 08	33 20	\$15.
88	2,560 21	570 70	25	461 69	3,592 85	194 64	Free Munc. & Co.; \$36 non-res.
89	2,668 50	35 89	8 50	1,156 87	3,869 76	1,027 77	\$10 res. and non-res.; free Co.
90	3,142 12	198 79	89 29	705 56	4,135 76		Free.
91	2,000 50	5 55	124 01	336 27	2,466 33		\$10.
92	2,112 63	5,036 40	120 13	329 11	7,598 27	160 30	\$5 res.; \$10 others.
93	2,115 01	19 25	90 49	1,759 24	3,983 99	236 66	Free.
1	243,374 24	64,456 16	5,149 79	62,708 76	375,688 95	35,218 02	{ 37 free. 56 fee.
2	240,754 56	25,224 82	3,652 87	63,709 48	333,341 73	31,449 29	{ 37 free. 55 fee.
3	2,619 68	39,231 34	1,496 92		42,347 22	3,768 73	
4				1,000 72			
5	65	17	1	17			

Cost per pupil, \$30.41.





IX.—TABLE I.—The

	Number of pupils in the different branches of Instruction.										
	Zoology.	Latin.	Greek.	French.	German.	Writing.	Book-keeping and Commercial Transactions.	Stenography.	Drawing.	Drill.	Calisthenics.
Collegiate Institutes.											
1 Aylmer .....	24	135	3	112	72	63	63	63	63	154	154
2 Barrie .....	7	129	8	141	3	30	139	139	139	140	81
3 Brantford .....	7	262	18	284	142	130	179	61	185	159	170
4 Brockville .....	8	228	12	228	89	185	185	185	185	321	321
5 Chatham .....	6	292	49	203	41	164	244	244	244	370	370
6 Clinton .....	9	141	13	135	54	56	101	101	101	92	104
7 Cobourg .....	10	138	30	162	25	145	145	145	145	90	85
8 Collingwood .....	6	61	17	35	12	115	124	31	124	222	222
9 Galt .....	5	145	18	103	84	45	132	36	178	124	115
10 Goderich .....	6	78	10	105	23	46	95	22	95	92	110
11 Guelph .....	7	201	14	201	73	134	134	134	134	297	297
12 Hamilton .....	48	607	60	512	229	343	343	343	343	554	554
13 Ingersoll .....	5	102	1	119	40	100	100	100	100	75	75
14 Kingston .....	6	349	27	346	160	166	121	37	201	.....	.....
15 Lindsay .....	3	183	22	155	19	123	195	19	195	174	165
16 London .....	43	547	43	378	89	703	752	158	752	958	958
17 Morrisburg .....	15	130	24	80	25	100	100	60	115	217	217
18 Napanee .....	12	132	13	142	35	82	135	40	135	232	232
19 Niagara Falls .....	7	124	29	117	29	112	127	55	112	191	191
20 Ottawa .....	7	339	52	298	117	136	361	35	361	205	218
21 Owen Sound .....	33	160	19	144	35	96	106	23	106	326	326
22 Perth .....	1	160	22	125	15	60	90	.....	146	211	211
23 Peterborough .....	8	156	15	170	48	140	140	.....	140	306	306
24 Ridgetown .....	10	198	12	173	35	73	73	.....	73	203	203
25 Sarnia .....	.....	149	12	139	32	132	162	.....	162	80	141
26 Stratford .....	6	121	18	157	48	79	79	.....	169	79	100
27 Seaforth .....	11	228	22	211	49	165	165	.....	79	153	134
28 Strathroy .....	18	210	6	160	45	120	120	10	120	120	145
29 St. Catharines .....	4	304	28	167	61	198	204	.....	204	133	178
30 St. Marys .....	7	164	23	152	34	127	127	.....	127	220	220
31 St. Thomas .....	9	193	42	145	42	98	250	174	250	198	210
32 Toronto (Harbord) .....	24	419	67	424	246	50	204	76	243	230	260
33 " (Jameson) .....	22	318	36	305	118	103	184	78	186	324	324
34 " (Jarvis) .....	7	375	20	366	154	163	285	50	285	246	211
35 Whitby .....	5	138	7	110	14	41	86	41	86	172	172
36 Windsor .....	6	168	20	154	18	80	155	20	155	220	220
37 Woodstock .....	18	176	32	176	99	111	152	50	152	342	342
1 Total, 1896 .....	430	7960	864	7134	2454	4914	6357	1076	6590	8245	8342
2 " 1895 .....	388	6614	803	6727	2201	5162	6790	1225	7129	8191	7957
3 Increase .....	42	1346	61	407	253	.....	.....	.....	.....	54	385
4 Decrease .....	.....	.....	.....	.....	.....	348	433	149	539	.....	.....
5 Percentage .....	4	65	7	58	20	40	53	9	54	68	68



Collegiate Institutes.

		Examinations, etc.											
Gymnastics.	How many pupils obtained Commercial Diplomas in 1896?	No. passed Primary Examination?	No. passed Junior Leaving Examination?	No. passed Senior Leaving Examination?	No. passed Departmental Matriculation Examination.	No. passed the Junior Matriculation Examination at any University.	No. passed the Senior Matriculation Examination at any University.	No. 1st Class Matriculation Honors.	No. 2nd Class Matriculation Honors.	No. passed Matriculation Examination, Law Society, 1896.	No. passed Matriculation Examination, Medical Council, 1896.	No. passed the Preliminary Examination for a Student in Surveying, 1896.	
1	80	19	8	19	12	2	2	2	1				
2	140		8	15	8								
3	159	56	4	22	9	7	2	8	3			1	
4			13	23	7	1	5	3			1		
5	370		14	23	7	3	3	7	3				
6	92		6	20	4	3	1	9	7				
7	90		8	7	3	1							
8	222		6	22	4								
9	124		13	23	6	4	4	2	3				
10	92		8	18	3	4							
11	297		13	23	7	3	3						
12	554		1	48	21	11	2	4	19	40	8	1	
13	77		6	5	2								
14			4	18		7	6			8			
15	174	21	9	25	3	3	3						
16	958		35	46	17	10		1	2	4			
17	217		20	27	6		2	1	1		1	1	
18	232		12	8	5	3	4	1	3				
19	191			19	11	1							
20	205		12	19	6	2	10	4	5				
21			21	55	14	30	2	4	5	4	3	1	
22	85		17	22		4			7	2			
23	316		12	37	9	11	2	10	17				
24	203	26	16	20	5	4	4	3	2		2		
25	90		2	12		1	2	1	14				
26	105		4	15	2	2		1	3				
27			13	30	6	3	4		2	1			
28	120		14	18	3	3	1		4	2			
29	133	27	9	16	9	7	7	5	7	16			
30	98		19	29	5	2	2		3	7	1		
31	198		20	25	7	5	7	20	14				
32	230		16	39	15	16	1	14	8				
33	324		5	26	7	9	9	16	10				
34	457		4	31	4	5	8	10	13	4	10	3	
35	172		6	16	2								
36	100		6	9	4	1		3					
37	125		20	41	17	13	13		11	11			
1	7030	149	404	871	250	181	109	21	169	202	6	28	7
2	708	1223	833	473	223	306	179	10	198	229	6	41	6
3				298	27			11					1
4	8	1074	429			125	70		29	27		13	
5	57	1	3	7	2	1	1		1	2			

IX.—TABLE I.—

High Schools.	Pupils.				Average attendance.	Reading.	English Grammar and Rhetoric.	English Composition.	Poetical Literature.	Supplementary Reading in English Literature.
	Boys.	Girls.	Total.							
1 Alexandria .....	45	56	101	62	86	86	101	101	101	101
2 Almonte .....	93	85	178	108	138	170	178	178	178	178
3 Arnprior .....	51	74	125	72	106	122	122	122	122	122
4 Arthur .....	40	52	92	52	75	91	91	92	92	16
5 Athens .....	93	99	192	121	145	192	192	192	192	192
6 Aurora .....	48	56	104	58	104	104	104	104	104	104
7 Beamsville .....	47	35	82	46	71	82	82	82	82	.....
8 Belleville.....	141	178	319	175	239	213	239	239	239	239
9 Berlin .....	93	71	164	91	132	154	162	162	162	162
10 Bowmanville .....	67	98	165	87	129	155	155	165	165	165
11 Bradford .....	63	57	120	64	90	120	120	120	120	120
12 Brampton .....	120	104	224	141	141	191	224	224	224	224
13 Brighton .....	42	40	82	45	51	55	61	61	61	61
14 Caledonia .....	56	71	127	81	105	124	124	124	105	105
15 Campbellford .....	84	75	159	104	145	145	159	159	159	159
16 Carleton Place .....	71	91	162	94	162	159	162	162	162	162
17 Cayuga .....	41	40	81	50	70	32	81	81	81	81
18 Colborne .....	32	40	72	46	57	72	72	22	57	57
19 Cornwall .....	83	119	202	127	169	200	202	200	202	202
20 Deseronto .....	40	75	115	55	115	115	115	110	44	44
21 Dundas .....	54	62	116	72	85	116	116	115	114	114
22 Dunnville .....	67	74	141	92	107	134	141	141	.....	.....
23 Dutton.....	40	50	90	50	64	90	90	90	90	90
24 Elora .....	44	31	75	43	55	71	72	72	72	72
25 Essex .....	59	77	136	83	95	108	136	136	136	136
26 Fergus .....	100	104	204	131	204	204	204	204	204	204
27 Forest .....	58	68	126	72	93	126	126	126	126	126
28 Gananoque .....	51	90	141	86	116	121	141	141	141	141
29 Georgetown .....	122	86	208	124	162	198	207	207	162	162
30 Glencoe .....	75	53	128	75	87	87	128	128	111	111
31 Gravenhurst .....	29	41	70	40	55	61	70	70	70	70
32 Grimsby .....	31	33	64	38	59	64	64	64	64	64
33 Hagersville .....	51	63	114	66	79	91	110	110	114	114
34 Harriston .....	105	91	196	114	107	165	194	195	194	194
35 Hawkesbury .....	26	42	68	38	63	67	67	67	67	67
36 Irquois .....	74	70	144	93	111	136	144	144	144	144
37 Kemptville .....	97	103	200	124	134	200	200	200	200	200
38 Kincardine .....	57	69	126	71	87	114	126	126	126	126
39 Leamington .....	53	52	105	63	92	94	104	104	104	104
40 Listowel .....	99	59	158	101	158	158	158	158	158	158
41 Lucan .....	91	58	149	95	102	102	149	79	149	149
42 Madoc .....	36	43	79	47	54	79	77	77	77	77
43 Markham .....	129	102	231	139	156	198	231	231	.....	.....
44 Meaford .....	72	71	143	85	87	94	143	143	143	143
45 Mitchell .....	49	50	99	68	82	96	96	96	96	96
46 Mount Forest .....	87	78	165	110	114	157	165	165	165	165
47 Newburgh.....	64	59	123	80	120	106	120	120	120	120
48 Newcastle .....	27	33	60	36	50	59	60	60	33	33
49 Newmarket .....	66	71	137	88	97	136	136	136	136	136
50 Niagara .....	26	21	47	24	41	41	47	47	47	47
51 Niagara Falls S.....	47	62	109	57	109	109	109	109	109	109

## The High Schools.

Number of pupils in the different branches of instruction.

	Canadian History.	English History.	Ancient History.	Geography.	Arithmetic and Mensuration.	Algebra.	Geometry.	Trigonometry.	Physics.	Chemistry.	Botany.
1	86	86	30	50	86	101	101	.....	50	26	50
2	169	169	40	103	168	178	98	7	40	31	97
3	123	123	16	123	124	124	82	6	38	13	103
4	61	91	16	61	91	92	36	1	33	17	72
5	192	192	57	85	192	192	137	.....	101	52	107
6	85	85	19	45	100	104	59	.....	50	19	50
7	73	73	13	70	82	2	69	.....	23	13	46
8	200	207	41	142	211	239	98	7	77	36	152
9	154	122	38	.....	154	161	70	7	45	31	67
10	129	155	28	129	157	165	87	8	55	28	120
11	116	120	35	117	112	120	74	4	90	39	49
12	191	224	83	141	191	224	188	24	70	60	87
13	55	55	10	30	55	61	31	.....	25	10	30
14	124	124	24	71	124	124	124	.....	53	26	80
15	145	159	65	159	145	159	139	14	65	55	70
16	159	160	37	81	159	162	120	3	44	40	41
17	70	32	11	38	70	81	43	.....	40	11	41
18	57	72	15	40	72	72	36	.....	27	15	42
19	169	200	32	169	201	201	130	.....	60	32	170
20	105	84	12	110	112	115	70	3	30	19	70
21	116	116	71	116	114	114	70	1	42	28	51
22	107	116	34	75	133	139	115	9	62	23	75
23	90	90	15	90	90	90	55	.....	33	14	61
24	43	72	19	36	70	73	73	2	29	20	38
25	108	136	41	54	108	136	82	13	62	36	95
26	189	204	89	204	189	204	146	15	64	74	65
27	93	126	33	66	126	126	118	.....	84	30	55
28	116	141	25	116	121	141	85	.....	65	25	118
29	207	207	68	105	198	207	169	12	91	56	112
30	89	128	41	89	87	127	80	18	44	28	53
31	61	61	15	39	61	70	51	.....	42	15	37
32	63	63	5	54	63	64	25	.....	18	5	54
33	79	110	26	79	103	110	69	8	44	24	55
34	165	194	89	194	165	194	165	30	125	80	103
35	67	67	3	45	67	67	22	.....	18	4	45
36	136	144	43	51	136	144	136	9	80	36	58
37	200	200	66	95	200	200	170	.....	125	66	90
38	114	126	39	36	114	126	90	12	80	23	10
39	92	92	10	68	94	104	36	2	28	8	34
40	158	158	63	158	158	158	116	.....	74	58	115
41	102	149	38	61	102	145	88	5	60	40	70
42	54	77	23	32	78	78	78	.....	45	25	52
43	198	231	77	156	198	231	150	33	106	56	103
44	94	114	56	143	94	143	104	20	72	40	63
45	96	96	37	96	96	96	62	2	63	37	89
46	157	165	51	70	157	165	106	8	87	35	119
47	106	106	14	74	106	120	62	.....	63	13	80
48	50	60	9	60	50	60	60	1	39	8	25
49	136	136	47	60	136	136	113	.....	60	47	66
50	41	41	6	34	41	47	13	.....	6	5	23
51	109	109	15	99	109	109	50	.....	36	13	99

IX.—TABLE I.—The

Number of pupils in the different branches of instruction.

High Schools.	Zoology.	Latin.	Greek.	French.	German.	Writing.	Bookkeeping and Commercial Transactions.	Stenography.	Drawing.	Vocal Music.	Drill.	Calisthenics.
	1 Alexandria		95	16	95	34	50	50		50		44
2 Almonte		129	28	75	25	108	108		108			
3 Arnprior		73	8	79	16	107	77		77		48	70
4 Arthur		48		25	6	56	61		61		91	91
5 Athens		134	21	121	10	80	85		85		192	192
6 Aurora		80	3	35	5	45	55		55		104	
7 Beamsville		75	3	40	4	9	50		50			
8 Belleville	3	152		122	72	42	49		142		142	
9 Berlin	3	81	11	38	119	39	97		113		73	58
10 Bowmanville		130	5	63	31	78	56		97		67	
11 Bradford		92	3	50	12	58	59		58		60	56
12 Brampton	7	159	24	172	31	86	77		77			
13 Brighton		40	1	33	8	30	30		30			
14 Caledonia		96	10	88	15	74	74		74	124	53	69
15 Campbellford	10	43		40	12	118	118		118			
16 Carleton Place		140	15	110	30	43	80		83		71	91
17 Cayuga		63	1	63	2	38	38		38		41	40
18 Colborne		36		41	8	36	40		36		72	72
19 Cornwall		156		64	6	99	169		169			
20 Deseronto		10		100	70	75	75		75			
21 Dundas		65	4	56	8	45	45		45		50	80
22 Dunnville		103	4	56	22	64	74	15	74		65	54
23 Dutton		61	2	29		40	40	4	40		24	30
24 Elora		52		52	25	38	38		38	15	65	65
25 Essex	9	65	1	37	18	54	74		74		123	123
26 Fergus	1	180	24	126	42	58	58		58			
27 Forest		59	2	41	20	66	66		66		58	
28 Gananoque		67	3	101	24	56	56		56		141	141
29 Georgetown		146	2	156	36	32	99		99			
30 Glencoe	5	59	12	34	13	48	50		50		60	123
31 Gravenhurst		26		15	6	37	37		37			
32 Grafton		59	1	17	8	40	55		55			36
33 Hagersville		57		41	14	45	52		52			
34 Harriston	14	42	9	47	77	39	82		82		87	78
35 Hawkesbury		45	8	14	1	45	45		45		63	63
36 Iroquois	3	74	2	71	22	62	72		72		60	60
37 Kemptville		75	3	52	20	50	90		90			
38 Kincardine		102	17	84	14	36	36	26	36		114	114
39 Leamington		64		42	20	68	68		68		50	50
40 Listowel		123	6	104	17	41	105		105	60	95	59
41 Lucan		130	8	130	10	61	75		75		91	
42 Madoc		40		10		32	32		32			
43 Markham	12	201	17	175	16	156	156		180			
44 Meaford	8	69	2	75	30	49	49	49	49		123	123
45 Mitchell		41		14	21	76	76		76		49	50
46 Mount Forest	3	97	6	79	11	90	90		90		81	76
47 Newburgh		93	4	66	7	74	74		74			
48 Newcastle		30		35	10	20	25		25		27	40
49 Newmarket		88	9	67	32	40	60		60		137	137
50 Niagara		20	1	25	5	34	34	15	34	16	26	21
51 Niagara Falls S.		60	3	50	20	65	99	25	99		40	40

High Schools.

Examinations, etc.

	Gymnastics.	How many pupils obtained Commercial Diplomas in 1896?	No. passed Primary Examination.	No. passed Junior Leaving Examination.	No. passed Senior Leaving Examination.	No. passed Departmental Matriculation Examination.	No. passed the Junior Matriculation at any University.	No. passed the Senior Matriculation at any University.	No. 1st Class Matriculation Honors.	No. 2nd Class Matriculation Honors.	No. passed Matriculation Examination, Law Society, 1896.	No. passed Matriculation Examination, Medical Council, 1896.	No. passed the Preliminary Examination for a student in Surveying, 1896.
1					8		1						
2			5		2		1	4	3				
3			1		2		1						
4			4		6	1							
5			10		16		2	2					
6			3		6								
7			6		2								
8			4		17	2		1			1		
9			5		11	4							
10			5		7	2	3	4	3	6			
11		7	8		11	7	2	2	1				
12			17		19	2	6	1	6	8			
13		22	6		5		1	1					
14	53		7		10		1	1				1	
15			26		8		8						
16			3		8		1	1	3	1	5		
17			3		2								
18		26	5		5		1						
19			10		15			1			1		
20			2		7		3						
21		1	2		1		1	1	3	8	2		
22			5		11		1			1			
23			6		4							1	1
24			3		4		2						
25	59		17		8		4						
26			5		21		1		3	2			
27			8		10		2						
28			7		4			1					
29			9		12		3	7	1	8	12		
30			12		8		1	3		1			
31			3		3		3						
32			3		3								
33			7		8		6	4		1	3		
34			9		33		7	3		1			
35			1		1								
36			5		7			3					
37			30		15		1	2					
38			6		6		1	1					
39			3		2								
40	99	4	1		15			1		2	1		
41			7		8								
42			2		4								
43		31	9		15		2	3		7	7		
44	62	15	18		12		7	1		3			
45	49		7		10			1					1
46		10	14		15			2					
47			8		2			1					
48			3		7								
49	66		5		15			3					
50			1		1			2					
51					1		2						

IX. TABLE I.—The

High Schools.	Pupils.			Average Attendance	Reading.	English Grammar and Rhetoric.	English Composition.	Poetical Literature.	Supplementary Reading in English Literature.
	Boys.	Girls.	Total.						
52 Norwood .....	80	96	176	101	170	158	165	165	165
53 Oakville .....	31	46	77	47	65	77	77	77	68
54 Omamee .....	22	34	56	38	41	41	43	56	39
55 Orangeville .....	126	115	241	141	182	229	241	241	231
56 Orillia .....	126	130	256	151	205	245	256	256	256
57 Oshawa .....	113	94	207	137	163	192	207	207	207
58 Paris .....	40	46	86	57	75	75	86	86	75
59 Parkhill .....	42	43	85	59	69	85	85	85	85
60 Pembroke .....	66	72	138	77	125	138	138	138	138
61 Petrolea .....	77	89	166	92	137	137	160	160	160
62 Picton .....	110	119	229	130	199	229	229	229	229
63 Port Arthur .....	27	57	84	54	77	84	84	84	.....
64 " Dover .....	42	31	73	44	50	72	72	72	35
65 " Elgin .....	80	49	129	72	87	126	125	125	125
66 " Hope .....	90	127	217	127	128	165	217	217	217
67 " Perry .....	68	79	147	84	140	147	147	147	147
68 " Rowan .....	35	35	70	39	64	69	70	70	70
69 Prescott .....	50	54	104	60	84	90	104	104	.....
70 Renfrew .....	75	73	148	91	118	137	148	148	148
71 Richmond Hill .....	50	40	90	60	70	90	90	90	90
72 Simcoe .....	100	100	200	123	140	138	200	200	200
73 Smith's Falls .....	57	96	153	103	147	149	153	153	153
74 Smithville .....	43	43	86	45	75	86	86	86	86
75 Stirling .....	39	35	74	44	53	66	74	74	74
76 Streetsville .....	41	52	93	53	86	91	93	93	93
77 Sydenham .....	71	78	149	94	114	148	148	148	148
78 Thorold .....	37	60	97	61	88	37	97	97	97
79 Tilsonburg .....	73	62	135	91	109	135	135	135	135
80 Toronto Junction .....	135	121	256	139	202	241	256	256	256
81 Trenton .....	84	65	149	83	106	146	146	146	149
82 Uxbridge .....	62	56	118	81	118	118	118	118	118
83 Vankleekhill .....	79	93	172	111	111	160	171	171	171
84 Vienna .....	24	29	53	27	44	52	52	52	52
85 Walkerton .....	84	98	182	123	110	168	182	182	182
86 Wardsville .....	17	23	40	19	31	38	40	40	40
87 Waterdown .....	25	26	51	25	37	46	50	40	50
88 Waterford .....	59	52	111	70	82	105	108	108	108
89 Watford .....	98	115	213	132	157	209	213	213	.....
90 Welland .....	67	110	177	107	148	177	177	177	177
91 Weston .....	32	28	60	35	55	60	60	60	46
92 Warton .....	42	47	89	58	74	89	89	89	89
93 Williamstown .....	34	64	98	60	68	98	98	98	63
1 Total, 1896 .....	5,989	6,364	12,353	7,429	9,755	11,364	12,169	12,115	11,078
2 " 1895 .....	6,030	6,318	12,348	7,425	9,966	12,251	12,303	12,310	10,846
3 Increase .....	.....	46	5	4	.....	.....	.....	.....	232
4 Decrease .....	41	.....	.....	.....	211	887	134	195	.....
5 Percentage .....	48	52	.....	.....	79	92	98	98	90

## High Schools.

Number of pupils in the different branches of instruction.

	Canadian History.	English History.	Ancient History.	Geography.	Arithmetic and Mensuration	Algebra.	Geometry.	Trigonometry.	Physics.	Chemistry.	Botany.
52	158	158	48	158	165	155	88		132	40	100
53	59	59	20	77	77	77	59		59	17	77
54	41	41	15	17	41	56	39		26	14	17
55	182	241	69	112	231	241	241	10	190	64	165
56	166	166	49	156	245	250	132	13	121	56	143
57	163	207	44	134	192	207	84	14	47	28	135
58	75	75	11	86	86	86	54		45	7	26
59	74	85	11	74	85	85	85		58	11	58
60	138	138	13	109	138	138	57	7	51	15	98
61	137	86	23	137	137	160	160	3	41	24	102
62	229	229	53	229	226	229	229		80	30	148
63	84	84	7	77	84	84	37		33	6	77
64	53	53	20	22	72	72	51		51	20	22
65	126	126	54	70	126	128	82		56	53	84
66	166	184	52	128	165	216	135	19	83	33	134
67	135	147	147	147	147	143	107	6	60	35	100
68	69	69	6	47	69	70	35	1	31	6	47
69	84	89	20	45	89	104	61		35	20	37
70	118	148	30	58	137	148	96	4	48	20	76
71	90	90	20	45	90	90	45		25	20	45
72	190	199	60	92	160	190	130	8	76	52	120
73	147	149	30	117	149	153	87	6	87	28	117
74	38	37	11	75	82	86	48		38	11	75
75	66	66	24	31	66	74	74	5	66	21	44
76	91	91	13	93	91	93	55		55	13	45
77	148	148	34	98	138	148	104		91	44	120
78	97	97	11	88	97	97	26		15	11	73
79	135	135	26	109	135	135	81		48	26	26
80	245	245	64	245	241	256	149	7	111	66	168
81	149	149	43	61	148	148	86		50	42	69
82	118	118	28	118	118	118	99	7	78	24	53
83	171	171	60	66	160	171	131	11	61	57	98
84	51	51	9	52	53	32	31		24	9	41
85	173	182	72	110	168	181	153	9	73	63	126
86	33	33	9	20	33	40	25		18	9	20
87	48	48	13	23	45	50	50	2	16	11	28
88	86	86	29	62	108	111	61	2	38	29	67
89	165	165	56	131	209	213	153	4	124	52	181
90	148	177	29	110	177	176	132		50	17	116
91	60	60	11	53	60	60	39		26	11	51
92	74	74	15	39	89	89	55		46	14	41
93	68	68	30	35	98	98	63		54	30	39
1	10,748	11,394	3,179	8,175	11,410	12,141	8,263	422	5,331	2,595	7,070
2	10,162	11,679	3,153	10,463	11,889	12,127	9,215	362	4,925	2,736	5,945
3	586		21			14		60	406		1,125
4		285		2,288	479		952			141	
5	87	92	25	66	92	98	67	3	44	22	57

IX.—TABLE I.—The

Number of pupils in the different branches of instruction.

High Schools.	Number of pupils in the different branches of instruction.											
	Zoology.	Latin.	Greek.	French.	German.	Writing	Bookkeeping and Commercial Transactions.	Stenography.	Drawing.	Vocal Music.	Drill.	Calisthenics.
52 Norwood		172	3	110	15	158	120		120		80	96
53 Oakville		26	5	54		18	30		30			
54 Omemeo		35	1	31	14	17	17		17		56	56
55 Orangeville		132	16	64	37	27	112		112		130	
56 Orillia	6	144	10	101	47	156	155		156		225	220
57 Oshawa	3	150	45	103	77	134	134		134			
58 Paris	2	43		36	18	34	34		34		86	
59 Parkhill		32	6	30	3	36	58		36			
60 Pembroke		97		66	37	109	107	17	109			
61 Petrolia		98	10	118	50	102	102	90	102			
62 Picton		108	9	179	86	148	148		148			
63 Port Arthur		51	2	31	4	77	77		77			
64 " Dover		28	3	27	15	22	22		22			
65 " Elgin		85	1	89	36	73	73		73		78	38
66 " Hope		180	4	197	128	128	128		128			
67 " Perry		83	12	51	17	101	101		97	120	130	60
68 " Rowan		29		44	1	38	47	33	47			
69 Prescott		57	1	52	19	43	43		43		104	104
70 Renfrew		75	23	87	13	76	76		76		75	
71 Richmond Hill		80	30	50		45	45		45		45	45
72 Simcoe		65	15	70	30	92	92		92		60	65
73 Smith's Falls	1	121	5	113	9	117	117		117		153	
74 Smithville		74		49	15	68	68		68			
75 Stirling	5	41	10	4		31	31		31			
76 Streetsville		38	2	54		51	51		51		41	52
77 Sydenham		70		41	12	45	98		98		148	
78 Thorold		26	4	35	8	73	73		73		39	60
79 Tilsonburg		87	1	55	9	109	109		109			
80 Toronto Junction		163	17	140	50	80	150		150			
81 Trenton		109		79	41	61	61		61			
82 Uxbridge		58	5	71	22	70	58	5	77		62	56
83 Vankleekhill	1	135	10	135	19	58	93	4	93			
84 Vienna		28		9	1	22	44		44		49	28
85 Walkerton		88	6	65	77	56	110		110		83	64
86 Wardsville		30	1	31	8	20	20		20		17	23
87 Waterdown		40		14		23	23		23			
88 Waterford		74		45	7	62	62		62		110	110
89 Watford		103		128	4	60	131		131		76	113
90 Welland		114	23	104	7	64	110		110			
91 Weston		47		49		46	46		46		32	60
92 Warton		39	3	16	10	39	39		39			
93 Williamstown		86	12	58	18	35	35		35		34	64
1 Total, 1896	96	7,566	594	6,240	2,049	5,762	6,711	293	6,878	335	4,600	3677
2 Total, 1895	81	5,973	616	5,139	1,263	5,954	7,374	474	7,464	250	5,526	4281
3 Increase	15	1,563		1,101	786					85		
4 Decrease			22			192	663	181	586		926	604
5 Percentage	1	61	5	50	17	46	54	2	56	3	37	35



## High Schools.

		Examinations, etc.											
Gymnastics.	How many pupils obtained Commercial Diplomas in 1896?	No. passed Primary Examination?	No. passed Junior Leaving Examination?	No. passed Senior Leaving Examination?	No. passed Departmental Matriculation Examination.	No. passed the Junior Matriculation Examination at any University.	No. passed the Senior Matriculation Examination at any University.	No. 1st Class Matriculation Honors.	No. 2nd Class Matriculation Honors.	No. passed Matriculation <sup>a</sup> Examination, Law Society, 1896.	No. passed Matriculation Examination, Medical Council, 1896.	No. passed the Preliminary Examination for a Student in Surveying, 1896.	
52		7	23		2								
53	5	3	4										
54		5	4										
55		17	14	4	2		1	6	1				
56	220	2	10		1								
57	23	4	12	4	1								
58		2	7		2								
59	42	11	3										
60		5	4		1								
61	26	5	8		1	1	1		1				
62		20	10										
63					5								
64	11	5	6		1								
65	78	7	18		1	1	1						
66		11	14	8	3			5	4				
67	72	8	6	1	3								
68		5									2		
69		3	7										
70		1	2		1	4							
71		1	11		1								
72		6	8		1	3		4					
73		9	11	1	2				3				
74		3	4										
75		6	8										
76		3	5			1							
77		7	15										
78		3											
79		4	5			11							
80		16	22		2								
81		6	10		1			1					
82		4	13	1	3			4	3				
83		10	16	2	3								
84	23	2	4										
85		13	29	2	1			1					
86		1	2			1							
87	8	2	5										
88		4	14										
89		5	16		3								
90		10	11		2								
91		6	5										
92		5	6										
93		3	8			3							
1	823	200	586	816	89	90	61	13	65	58	1	5	2
2	1,200	1,942	981	556	83	221	97	7	57	75	2	18	1
3				260	6			6	8				1
4	377	1,742	345			131	36			17	1	13	
5	7	2	5	7	1	1							

Collegiate Institutes.		Miscellaneous													
		Brick, stone or frame school house.	Size of playground.	Schools under U. Board.	Value of library.	Value of scientific apparatus.	Value of charts, maps and globes.	Gymnasium.	Value of gymnasium and appliances.	Museum.	Estimated value of museum.	Schools using authorized Scripture readings.	Schools opened and closed with prayer.	Schools using Bible.	Relig. inst'ct'n imparted.
		acres.	\$	\$	\$	\$	\$	\$	\$	\$					
1 Aylmer	B	4 1/4	609	683	126	1	765	1	300			1			1
2 Barrie	B	3	605	632	118	1	1,820					1			
3 Brantford	B	3 1/2	576	675	108	1	1,128					1	1		1
4 Brockville	B	12 1/2	614	867	124		300					1			1
5 Chatham	B	2 1/2	597	1,073	137	1	734	1	50			1	1		1
6 Clinton	B	3 1/2	517	666	150	1	760					1	1		1
7 Cobourg	B	1 1/2	605	623	110	1	885					1	1		1
8 Collingwood	B	1	628	6 8	76	1	1,236					1	1		1
9 Galt	S	8 1/2	969	817	171	1	1,304	1	27			1			1
10 Goderich	B	4 1/4	632	640	70	1	2,700					1			1
11 Guelph	B	4	819	692	130	1	2,832	1	50			1			1
12 Hamilton	S	5 1/2	8 1	1,171	179	1	299	1	50			1	1		1
13 Ingersoll	B	2 1/2	534	512	122	1	933					1			1
14 Kingston	B	2	991	806	63							1	1		
15 Lindsay	B	2 1/2	972	951	1 9	1	726	1	20			1			1
16 London	B	3	9 0	2,501	169	1	238	1	700			1			
17 Morrisburg	B	1	559	1,070	128	1	1,166	1	60			1	1		1
18 Napanee	B	3 1/2	733	719	102	1	1,028	1	25			1	1		1
19 Niagara Falls	B	5	681	602	87	1	1,078	1				1	1		1
20 Ottawa	S	1 1/2	784	1,199	210	1	3,224	1	100			1			1
21 Owen Sound	B	2	1,160	1,590	110		91	1	50			1			1
22 Perth	B	3 1/2	714	605	155	1	827	1	500			1			1
23 Peterborough	B	2	681	887	149	1	770					1			
24 Ridgetown	B	1 1/2	596	968	124	1	996	1	25			1			1
25 Sarnia	B	2	717	616	102	1	1,548					1			
26 Seaforth	B	2 1/2	713	575	155	1	800	1	50			1	1		
27 Stratford	B	5	771	1,035	198		117					1			1
28 Strathroy	B	1 1/4	753	578	114	1	491					1			1
29 St. Catharines	B	4	612	682	127	1	1,700					1			
30 St. Mary's	B	2	537	594	113	1	753	1				1			1
31 St. Thomas	B	2 1/4	878	902	100	1	924					1			1
32 Toronto (Harbord)	B	1 1/2	894	1,637	128	1	4,710					1			1
33 " (Jameson)	B	1 1/2	1,218	1,811	144	1	4,790					1	1		1
34 " (Jarvis)	B	2	1,000	1,548	351	1	8,897	1	20			1	1		1
35 Whitby	B	1	541	556	93	1	1,080					1	1		1
36 Windsor	B	3 1/2	626	656	102	1	3,212	1	200						1
37 Woodstock	B	1	976	1,227	137	1	2,300					1	1		1
1 Total, 1896		B S	84 15	27,632	33,897	4,901 33	57,215 18	2,227	21	36	12	1	30		
2 Total, 1895		B S	89 14	25,870	31,286	4 802 34	54,643 14	1,717	21	36	9		30		
3 Increase			1	1,762	2,611	99	2,572	4	510			3	1		
4 Decrease			5			1									
5 Percentage		B S	86 14			90	50		58	100	33		82		

Collegiate Institutes.

Information.

Number of pupils in				No. of pupils from municipalities composing the High School district.	From other municipalities within the county.	From other countries.	Who entered mercantile life.	Who became occupied with agriculture.	Who joined a learned profession.	Who became teachers.	Who left for other occupations.	Occupation of parents.				
Form I.	Form II.	Form III.	Form IV.									Commerce.	Agriculture.	Mechanical occupations.	Learned professions.	
1	33	54	42	35	95	64	5	2	8	4	11	12	31	71	44	18
2	81	76	59	18	115	114	5	10	10	...	20	3	35	108	59	32
3	113	120	75	36	222	100	22	19	7	4	23	3	133	94	80	37
4	148	87	54	32	227	90	4	11	9	7	18	22	106	95	80	40
5	164	124	75	25	274	104	10	10	15	4	25	15	138	100	90	60
6	82	62	73	19	95	133	8	8	2	2	34	15	61	101	47	27
7	110	35	25	13	123	60	...	10	4	3	30	10	60	55	63	5
8	86	69	77	17	177	90	42	2	6	...	40	22	64	113	50	22
9	113	72	58	24	142	90	35	12	7	4	22	21	56	72	101	38
10	83	67	54	26	135	86	9	10	5	5	26	28	49	95	62	24
11	134	71	60	32	233	47	17	20	12	21	25	12	126	61	61	49
12	319	127	164	147	583	97	77	40	3	16	50	70	323	121	223	90
13	88	26	28	11	93	46	14	7	3	...	10	30	43	57	37	16
14	282	138	88	11	418	84	17	18	4	3	17	66	143	131	181	64
15	126	121	83	19	196	126	27	19	14	6	27	42	103	130	46	70
16	518	239	136	80	787	154	32	130	70	50	50	100	331	90	357	195
17	86	64	54	31	96	131	8	4	6	4	35	16	96	131	8	...
18	130	64	38	21	110	130	13	20	20	10	20	15	58	118	46	31
19	112	45	34	37	129	68	31	17	13	...	11	13	71	71	64	22
20	231	130	75	31	374	70	23	27	11	14	15	71	286	56	80	45
21	96	108	122	73	182	181	36	20	30	17	60	45	57	198	101	43
22	123	47	52	11	120	104	9	4	4	...	23	37	40	109	68	16
23	140	46	88	36	240	68	2	12	7	3	14	...	80	62	123	45
24	73	56	74	15	65	141	12	14	6	8	18	10	40	96	67	15
25	142	60	37	11	171	76	3	6	2	2	11	60	72	38	102	38
26	79	57	43	19	94	98	6	8	12	6	13	1	47	98	31	22
27	103	103	70	33	226	68	15	20	10	1	28	31	123	80	86	20
28	96	70	67	32	127	116	22	10	30	10	30	20	61	121	55	28
29	198	55	59	40	231	89	32	23	15	7	25	12	138	127	74	13
30	52	115	53	36	142	59	55	16	10	8	25	21	72	129	46	9
31	245	64	67	32	299	93	16	40	25	6	20	55	150	125	110	23
32	86	231	147	65	527	2	...	41	...	6	35	76	249	148	35	97
33	124	130	65	42	350	7	4	20	5	5	30	40	165	35	126	35
34	132	197	110	37	476	...	...	50	4	20	25	77	320	24	61	71
35	86	43	29	14	98	69	5	2	1	2	20	20	20	112	22	18
36	165	38	27	16	156	73	7	11	4	1	11	22	67	47	107	15
37	145	103	89	58	224	148	23	15	36	10	40	20	85	146	102	62
1	5,114	3,314	2,551	1,235	8,292	3,276	646	708	431	269	939	1,133	4,099	3,565	3,095	1,455
2	5,011	3,407	2,751	1,145	8,148	3,325	841	720	531	307	913	887	...	...	...	...
3	103	...	...	90	144	...	...	...	...	...	26	246	...	...	...	...
4	...	93	200	...	...	49	195	12	100	38	...	...	...	...	...	...
5	42	28	20	10	69	26	5	...	...	...	...	...	33	29	25	13

## X.—TABLE K.—The

Miscellaneous

High Schools,	Brick, stone or frame school house.	Size of playground. acres.	Schools under U. Board.	Value of library. \$	Value of scientific apparatus. \$	Value of charts, maps and globes. \$	Gymnasium.	Value of gymnasium and appliances. \$	Museum.	Estimated value of museum. \$	Schools using authorized Scripture readings.	Schools opened and closed with prayer.	Schools using Bible.	Relig. inst'ct'n imparted.	Commencem't exercises.
1 Alexandria	B	2		145	181	100							1		1
2 Almonte	S	1	1	338	343	80		268					1	1	
3 Arnprior	B	1 $\frac{1}{2}$	1	250	335	52		38					1		1
4 Arthur	B	3		161	341	27							1		1
5 Athens	S	2		410	366	37						1	1		1
6 Aurora	B	5		336	354	68							1		
7 Beamsville	B	2	1	280	238	38		1	50				1		
8 Belleville	B	1 $\frac{1}{2}$	1	320	454	162						1	1		1
9 Berlin	B	4	1	390	864	43		1	50				1	1	1
10 Bowmanville	B	2		608	423	54		1	10	1			1	1	1
11 Bradford	B	3		252	313	20		13	5				1	1	1
12 Brampton	B	5		338	564	145		10					1		1
13 Brighton	B	1	1	229	307	32						1	1		1
14 Caledonia	B	1 $\frac{1}{2}$	1	349	480	48		9					1	1	1
15 Campbellford	B	1	1	266	407	33						1	1		1
16 Carleton Place	S	1	1	468	341	53		3					1		1
17 Cayuga	B	1		147	268	29							1		1
18 Colborne	B	1	1	221	220	79							1		1
19 Cornwall	B	1		446	486	108						1	1		
20 Deseronto	B	3		303	282	45	1	510	1	50					1
21 Dundas	B	2	1	366	393	75		58					1	1	1
22 Dunnville	B	4		310	467	43							1		1
23 Dutton	B	1		211	454	32							1		1
24 Elora	S	1		143	285	71			1	5,000			1		
25 Essex	B	3 $\frac{1}{2}$		304	321	76	1	818					1		1
26 Fergus	S	1	1	198	236	65							1		
27 Forest	B	2		245	305	53							1	1	1
28 Gananoque	B	1	1	284	409	78							1		1
29 Georgetown	B	4 $\frac{1}{2}$		196	316	33		1	25				1		
30 Glencoe	B	2		331	521	55		1	20				1	1	1
31 Gravenhurst	B	7 $\frac{1}{2}$	1	166	295	47							1		1
32 Grimsby	F	1		163	196	21							1		1
33 Hagersville	B	1 $\frac{1}{2}$		306	427	32	1	765					1	1	
34 Harriston	B	3		161	360	58							1		
35 Hawkesbury	B	2	1	166	303	45		1	15				1		1
36 Iroquois	B	1 $\frac{1}{2}$		557	894	82		27	300				1	1	1
37 Kemptville	B	2	1	225	332	54		19					1		
38 Kincardine	B	4	1	451	625	86		19					1	1	1
39 Leamington	B	1 $\frac{3}{4}$		211	360	102		7					1		
40 Listowel	B	4		268	363	64	1	294					1		1
41 Lucan	B	3		210	419	47							1		
42 Madoc	B	1		164	341	90							1	1	
43 Markham	B	1		209	489	25							1	1	1
44 Meaford	B	3		256	432	42	1	1,419					1	1	1
45 Mitchell	B	2 $\frac{1}{2}$		206	290	64	1	514					1		1
46 Mount Forest	E	2 $\frac{1}{2}$		387	482	38							1		1
47 Newburgh	S	2	1	387	241	25							1		1
48 Newcastle	B	1 $\frac{1}{2}$		112	189	29							1		
49 Newmarket	B	2		146	288	59	1	413					1	1	
50 Niagara	B	1 $\frac{1}{2}$		183	149	58							1	1	1
51 Niagara F. S.	E	2		253	229	41		30					1	1	
52 Norwood	B	1	1	328	266	20							1	1	1
53 Oakville	E	1	1	247	171	29							1		1
54 Omeme	F	1	1	240	225	19							1		
55 Orangeville	B	2 $\frac{1}{2}$		503	470	39							1		1
56 Orillia	B	2 $\frac{1}{2}$		444	287	15	1	325					1	1	
57 Oshawa	B	3	1	362	291	120							1		

High Schools.

Information.

Number of pupils in				No. of pupils from municipalities composing the High School district.	From other municipalities within the county.	From other counties.	Who entered mercantile life.	Who became occupied with agriculture.	Who joined a learned profession.	Who became teachers.	Who left for other occupations.	Occupation of parents.			
Form I.	Form II.	Form III.	Form IV.									Commerce.	Agriculture.	Mechanical occupations.	Learned professions.
1	21	50	30	97	3	1	2	...	2	10	...	11	56	24	10
2	79	52	36	109	41	28	2	6	...	8	13	41	69	55	13
3	52	55	13	83	29	8	7	5	...	7	4	29	38	52	6
4	56	19	16	92	...	...	...	...	...	...	...	27	54	6	5
5	55	74	63	72	120	...	3	23	3	22	5	65	104	11	12
6	45	40	19	62	39	3	7	18	3	5	8	20	42	26	7
7	46	23	13	34	47	1	6	14	2	3	3	9	48	18	16
8	141	138	33	231	82	6	16	20	3	19	11	89	109	106	15
9	84	42	31	85	72	7	20	3	2	16	18	69	45	32	18
10	78	51	28	111	54	...	5	...	1	15	12	8	54	100	3
11	46	39	31	45	68	7	8	20	5	15	12	15	87	16	2
12	86	55	59	24	96	122	6	10	8	5	20	45	117	54	8
13	40	31	11	56	26	...	7	8	3	6	...	20	31	27	4
14	53	48	23	57	36	34	3	5	3	7	3	27	76	16	8
15	48	49	48	80	70	9	5	10	3	24	5	35	75	35	14
16	81	42	36	118	35	9	6	4	3	9	15	41	48	58	15
17	38	32	11	28	53	...	8	5	3	4	8	11	49	14	7
18	36	21	15	37	33	2	2	6	2	8	20	19	38	8	7
19	115	54	33	132	61	9	6	5	3	20	5	42	106	66	2
20	72	20	17	78	18	19	20	5	...	12	...	28	28	42	3
21	45	40	29	59	57	...	3	4	1	8	4	30	61	20	5
22	51	56	25	49	82	10	2	8	...	12	20	32	64	28	17
23	35	33	22	47	41	2	2	3	2	3	4	10	45	28	7
24	26	27	19	45	29	1	4	2	...	6	6	13	29	22	11
25	54	41	28	52	82	2	11	7	2	12	5	33	70	20	13
26	58	57	74	121	83	...	30	10	5	20	5	61	69	40	34
27	30	63	33	39	87	...	5	21	7	17	12	15	62	42	7
28	56	60	25	97	34	10	10	...	...	6	...	45	45	41	10
29	95	45	56	63	99	46	8	18	5	20	18	39	90	59	20
30	48	39	24	50	70	8	11	4	5	13	20	26	59	23	20
31	19	36	15	46	18	6	6	...	...	8	4	24	11	28	7
32	33	26	5	30	33	1	1	1	1	2	5	4	28	16	11
33	45	34	25	46	64	4	12	4	14	...	...	22	57	23	12
34	39	68	58	31	70	50	76	7	10	6	18	65	108	12	11
35	45	18	4	46	20	2	2	3	1	2	13	8	30	28	2
36	50	51	34	63	62	19	6	3	4	9	72	29	72	35	8
37	31	103	66	66	56	78	6	4	3	35	...	48	52	62	38
38	36	51	27	67	56	3	...	10	1	5	10	18	56	38	14
39	68	24	10	50	46	9	2	1	2	1	3	24	44	28	9
40	41	54	63	75	76	7	1	5	8	10	4	38	83	25	12
41	61	41	38	9	38	109	2	10	17	3	11	5	45	88	5
42	32	22	25	27	52	...	7	...	7	...	14	1	9	46	15
43	81	73	44	33	49	165	17	7	8	3	17	14	66	126	31
44	39	48	36	20	72	64	7	6	10	2	10	6	20	80	30
45	35	37	24	3	62	35	2	5	2	1	8	5	24	41	30
46	59	55	43	8	101	30	34	9	5	3	22	11	42	72	29
47	57	45	21	...	39	84	...	4	10	2	5	6	10	62	38
48	18	33	8	1	38	22	...	3	4	...	3	10	13	25	16
49	23	66	48	...	68	57	12	3	10	2	18	17	25	67	24
50	34	7	6	...	27	19	1	3	6	...	1	3	5	23	9
51	59	35	15	...	102	7	...	...	...	2	30	22	68	15	4
52	87	38	48	3	68	81	27	8	12	3	20	10	18	111	39
53	18	39	20	...	40	26	11	5	1	2	4	2	19	35	16
54	17	24	15	...	37	15	4	1	2	1	5	4	5	30	15
55	112	60	59	10	111	63	67	4	15	4	24	26	44	126	43
56	105	96	42	18	182	44	30	8	16	8	14	18	70	96	65
57	123	40	29	15	131	66	10	6	10	...	8	22	41	65	90

N.—TABLE K.—The

High Schools.		Miscellaneous.													
	Brick, stone or frame school house.	Size of playground.	Schools under U. Board	Value of Library.	Value of scientific apparatus.	Value of charts, maps and globes.	Gymnasium.	Value of gymnasium and appliances.	Museum.	Estimated value of museum.	Schools using authorized Scripture readings.	Schools opened and closed with prayer.	Schools using Bible.	Relig. inst'ct'n imparted.	Commencement exercises
58	Paris.....	B	1	255	403	110					1	1	1		
59	Parkhill.....	B	3 1/2	279	400	112		44	1	50		1	1		
60	Pembroke.....	B	1	258	270	92						1	1		
61	Petrolea.....	B	2	341	374	36					1	1	1		
62	Picton.....	B	2 1/2	452	537	57						1	1	1	
63	Port Arthur.....	B	1	49	290	48						1	1	1	
64	Port Dover.....	B	1 1/2	118	269						1	1	1	1	
65	Port Elgin.....	B	1 1/2	235	294	43	1	355				1	1	1	
66	Port Hope.....	B	1	415	250	57					1	1	1	1	
67	Port Peiry.....	B	1 1/2	267	433	44			1	10		1	1	1	
68	Port Rowan.....	B	3	97	213	10		8			1	1	1	1	
69	Prescott.....	B	1 1/2	189	389	67		24				1	1	1	
70	Renfrew.....	B	3 1/2	1,342	275	39					1	1	1	1	
71	Richmond Hill.....	B	1	340	214	86					1	1	1	1	
72	Simcoe.....	B	3	248	590	93		14			1	1	1	1	
73	Smith's Falls.....	B	1	467	502	68		20				1	1	1	
74	Smithville.....	B	1 1/2	64	229	22					1	1	1	1	
75	Stirling.....	B	1	135	223	33						1	1	1	
76	Streetsville.....	B	1 1/2	199	165	54			1	25	1	1	1	1	
77	Sydenham.....	S	1	308	282	17						1	1	1	
78	Thorold.....	B	2	238	235	67						1	1	1	
79	Tilsonburg.....	B	2 1/2	149	396	68		25				1	1	1	
80	Toronto Junction.....	B	1	350	389	63						1	1	1	
81	Trenton.....	B	1 1/2	312	354	73					1	1	1	1	
82	Uxbridge.....	B	1	290	256	53					1	1	1	1	
83	Vankleekhill.....	B	1 1/2	146	411			21				1	1	1	
84	Vienna.....	B	5	249	252	105	1	551	1	18	1	1	1	1	
85	Walkerton.....	B	1 1/2	215	461	64					1	1	1	1	
86	Wardsville.....	B	2	196	18	63						1	1	1	
87	Waterdown.....	S	3	213	317	37						1	1	1	
88	Waterford.....	B	2	298	436	69					1	1	1	1	
89	Watford.....	B	2	302	335	102		18				1	1	1	
90	Welland.....	B	1	110	344	19						1	1	1	
91	Weston.....	B	1 1/2	235	351	69						1	1	1	
92	Warton.....	S	1 1/2	303	162	45		26				1	1	1	
93	Williamstown.....	B	2	130	235	37						1	1	1	
		B. S. F.	acres												
1	Total, 1896.....	82 9 2	176 41	26,470	32,252	5,207 10		6,665 14		5,628	41	92	33	3 64	
2	Total, 1895.....	80 10 2	181 39	23,677	28,480	5,219 10		8,389 13		675	42	87	36	3 46	
3	Increase.....	2	2	2,793	3,772			1 4,953				5		18	
4	Decrease.....	1	5			12		1,724			1		3		
5	Percentage.....	88.10 .2	45			11		15			44	100	34	3	

High Schools.

Information.

Number of pupils in				No. of pupils from municipalities composing the High School district.	From other municipalities within the county.	From other counties.	Who entered mercantile life.	Who became occupied with agriculture.	Who joined a learned profession.	Who became teachers.	Who left for other occupations.	Occupation of parents.				
Form I.	Form II.	Form III.	Form IV.									Commerce.	Agriculture.	Mechanical occupations.	Learned professions.	
58	34	41	11	66	19	1	5	6	4	8	34	20	22	10		
59	16	58	11	46	32	7	4	4	6	5	14	57	11	2		
60	81	44	11	114	20	4	10	2	1	16	40	22	52	24		
61	108	35	20	109	56	1	8	5	29	48	42	67	9			
62	86	96	47	115	110	4	24	30	18	27	110	70	22			
63	49	28	7	70	14	6	6	1	3	9	20	26	31	7		
64	22	31	20	47	23	3	4	4	12	3	20	22	22	9		
65	46	28	55	56	73	6	7	3	12	15	38	51	24	16		
66	128	37	33	117	100	8	6	3	10	23	38	87	77	15		
67	54	46	35	61	72	14	10	24	8	22	27	69	34	17		
68	38	26	5	32	37	1	2	4	6	13	23	38	7	2		
69	43	41	20	74	28	2	2	2	4	4	15	11	69	9		
70	52	66	30	74	64	10	13	8	2	12	40	65	34	9		
71	45	25	23	30	60	3	10	10	5	10	10	60	10	10		
72	82	56	53	98	99	3	25	20	5	24	62	85	39	14		
73	66	57	24	95	23	35	8	10	4	12	32	53	61	7		
74	38	37	11	58	26	2	1	5	1	4	6	65	12	3		
75	31	22	16	39	35	5	5	5	1	10	9	38	14	13		
76	32	42	13	31	42	20	3	5	3	11	5	63	21	4		
77	45	69	35	74	63	12	1	15	2	29	9	14	111	6		
78	73	15	11	81	16	2	6	3	6	6	19	20	52	8		
79	54	55	26	88	28	19	4	4	5	33	45	39	18	18		
80	107	74	64	85	73	98	30	15	8	25	73	90	79	14		
81	61	45	43	105	23	21	8	4	3	11	12	48	52	25		
82	48	42	26	59	50	7	9	3	2	10	7	38	57	9		
83	66	45	49	99	48	25	2	1	14	3	30	93	36	13		
84	22	22	9	46	1	6	2	2	1	5	9	32	11	1		
85	56	54	63	90	73	19	13	40	9	30	11	35	79	35		
86	14	17	9	21	5	14	1	2	1	2	2	22	8	8		
87	23	14	12	44	1	6	1	2	2	4	3	10	28	5		
88	50	32	26	35	75	1	4	9	2	5	10	10	72	13		
89	60	97	52	58	151	4	5	13	11	7	46	133	33	1		
90	98	50	29	85	92	4	2	2	10	15	62	64	36	15		
91	37	12	11	26	23	11	10	8	1	3	3	37	18	2		
92	34	40	15	77	8	4	4	5	1	10	3	21	12	52		
93	35	33	30	98	.....	.....	3	7	4	12	.....	14	60	20		
1	5,077	4,152	2,681	443	6,584	4,756	1,013	617	708	215	994	707	2,693	5,561	3,067	1,032
2	4,731	4,415	2,784	418	6,421	4,805	1,122	489	581	196	993	930	.....	.....	.....	.....
3	346	.....	.....	25	163	.....	.....	128	127	19	1	.....	.....	.....	.....	.....
4	.....	263	103	.....	49	109	.....	.....	.....	.....	.....	223	.....	.....	.....	.....
5	41	34	22	3	53	39	8	.....	.....	.....	.....	22	45	25	8	8

XI.—TABLE L.—The Protestant Separate Schools.

Statistics.	Anderton.	No. 6, Bromley, "	No. 9, Cambridge.	No. 1, Marlboro'	No. 2, Osgrade.	No. 6, Plantagenet North.	Pushinch.	Kama.	I. Original.	Penetanguishene.	Total.
Number of schools.	1	1	1	1	1	1	1	1	1	1	10
<i>Receipts:</i>											
Balances from 1895.	\$ c.	\$ c.	\$ c.	\$ c.	\$ c.	\$ c.	\$ c.	\$ c.	\$ c.	\$ c.	\$ c.
Government grants	4 54	2 58	2 58	21 77	8 56	69 62	49 77	203 31	350 47	41 33	773 21
Municipal	3 55	53 90	2 85	2 60	8 38	6 00	17 35	50 98	45 65	127 91	319 17
Trustees' school taxes	135 00	465 94	84 42	35 40	120 00	275 62	25 00	41 92	603 99	1,900 00	2,574 15
Other sources.				20 00			188 48	150 00			1,454 86
Total	143 09	543 10	89 85	83 01	136 94	351 24	341 00	662 21	1,000 11	3,125 23	6,475 78
<i>Expenditure:</i>											
Teachers' salaries	125 00	190 00	84 00	83 01	90 00	250 00	250 00	345 00	525 00	1,011 34	2,953 35
School sites and buildings		110 38				4 76				231 45	346 59
Libraries, maps, etc.		25 65						38 36		24 45	88 46
Other expenses	18 09	29 46	5 00		30 83	52 00	21 84	103 60	110 37	1,354 62	1,731 51
Total	143 09	355 49	89 00	83 01	120 83	306 76	271 84	492 96	635 37	2,621 86	5,119 91
Balances on hand		187 61	85		16 41	44 48	69 16	169 25	364 74	503 37	1,355 37
<i>Teachers:</i>											
Certificate	Female, III.	Female, III.	Female, III.	Female, III.	Female, III.	Female, II.	Female, III.	Male, III.	2 Female, 2 III.	1 Male, II.	14 Teachers, 2 Male,
Salary	\$225	\$190	\$156	\$180	\$200	\$250	\$250	\$340	\$350	\$450	12 Female, 2 III. c. c.
<i>Pupils:</i>											
Total attending.	7	35	16	6	25	17	33	106	70	304	619
Boys	3	22	9	3	13	9	18	54	29	154	314
Girls	4	13	7	3	12	8	15	52	41	150	305
Attending less than 20 days	2	9		1	1		2	4	6	34	59
Attending less than 20 days		5	6		8	5	7	12	7	43	92
51 to 100 "	1	9	8	2	11	2	11	28	6	120	198
101 to 150 "	4	5	3	3	5	6	7	30	11	54	128
161 to 200 "		7				4	6	26	40	53	136





XII.—TABLE M.—Report on Truancy.

Cities.	No. of children otherwise employed during school hours.	No. of cases of truancy reported.	No. of complaints made before Police Magistrates or J. P's.	No. of convictions.	No. of children not attending any school as required by the Truancy Act.
Chatham .....		25			
Guelph <sup>m</sup> .....		40	4	1	4
Hamilton .....	25	115	39	12	16
Stratford .....		80	29	6	
St. Thomas.....		109	2	2	
Toronto .....		6,886	1	1	
Towns.					
Almonte .....		15			
Arnprior .....		10			5
Aylmer .....		10			
Barrie .....		52	1		1
Berlin .....	5	7	1		
Blenheim .....		37			
Brockville .....		376	5		
Bowmanville .....		15			
Brantford .....		127	7		
Clinton .....		70	1		
Collingwood .....		43			
Carleton Place .....		29			
Cornwall .....		1			
Dundas .....	4	36	4	1	4
Durham .....		8			
Deseronto .....		10			
Forest .....		10			4
Goderich .....		41			
Gore Bay .....		5			
Lindsay.....		63			3
Listowel .....		34			
Milton .....		6			
Mount Forest .....		16			
Newmarket .....		1			1
Niagara Falls .....	5	56	2		
Orillia .....		50			8
Picton .....		45			
Pembroke .....		4			
Peterborough.....		35	3		
Perth .....		9			
Port Hope .....		4			
Prescott.....	6	21	1		
Rat Portage.....	6	6			
Sarnia .....		95			
Seaforth .....	40				
Strathroy .....		8			

XII.—TABLE M.—Report on Truancy.

Towns.	No. of children otherwise employed during school hours.	No. of cases of truancy reported.	No. of complaints made before Police Magistrates or J. P.'s.	No. of convictions.	No. of children not attending any school as required by the Truancy Act.
St. Marys .....		1			
Smith's Falls.....		10			3
Thorold .....		2			
Tilsonburg .....	3				
Toronto Junction.....		4			3
Thessalon .....	1	8			
Trenton .....	15	8			
Walkerton .....		36			36
Villages.					
Ailsa Craig.....	1	15			
Alvinston .....		1			
Bath .....		12			
Bobcaygeon .....		15			
Bolton .....		12			12
Burk's Falls.....		8			
Chesterville .....		4			4
Campbellford.....		13			10
Chesley .....		1			
Colborne .....		6			
Delhi .....		1	3		
Dundalk .....		37			
Dunnville.....		1	1	1	
Elora .....		26			
Exeter .....		6			
Fergus .....		1			
Fort Erie .....	4	2			
Glencoe .....		5			
Hagersville.....		2	2	2	2
Huntsville .....		5			
London West.....	10	20	1	1	10
Markham .....		1			
Niagara Falls South .....		3			
Oil Springs.....		8			
Port Dover.....	1				
Preston .....		3			
Point Edward .....		22			
Stirling .....		8	2		6
Waterford.....		18	1	1	13
Wellington .....		2			
Winchester.....		1			
Wyoming.....	10	13			
Total .....	136	8,939	110	28	145

XIII.—TABLE N.—Report on Kindergartens.

Cities.	No. of Kindergartens.	No. of teachers.	No. of Pupils attending.	Average attendance.
Brantford .....	3	7	267	121
Chatham.....	1	1	109	31
Guelph.....	1	1	178	86
Hamilton.....	15	19	1,409	569
Kingston.....	3	3	217	90
London.....	13	24	1,058	361
Stratford.....	3	6	620	66
Toronto.....	41	111	4,581	1,925
Towns.				
Aylmer.....	1	3	72	45
Berlin.....	4	4	375	227
Dundas.....	1	1	144	63
Galt.....	1	3	183	53
Ingersoll.....	1	2	114	44
Niagara Falls.....	1	4	100	31
Peterborough.....	2	3	240	92
Toronto Junction.....	2	4	182	56
Waterloo.....	1	1	106	70
Villages				
Campbellford.....	1	1	76	32
Hespeler.....	1	1	77	45
Preston.....	1	3	71	44
Total.....	97	202	10,174	4,051

XIV.—TABLE O.—Report on Night Schools.

Cities.	No. of Night schools.	Teachers.	Pupils attending.	Average attendance.
Brantford .....	2	3	117	13
Hamilton.....	3	9	161	27
St. Catharines.....	1	3	57	15
Toronto .....	14	25	984	272
Villages.				
Preston .....	1	1	30	2
Total.....	21	41	1,349	329

XV.—TABLE P.—A General Statistical Abstract, exhibiting the comparative state and progress of Education in Ontario, as connected with Public, Separate and High Schools (including Collegiate Institutes); also Normal and Model Schools. From the year 1867 to 1896, compiled from Returns in the Education Department.

No.	Subjects Compared.	1867.	1872.	1877.	1882.	1887.	1892.	1896.
1.	Population .....	1,620,851			1,925,922		2,114,321	
2.	School population between the ages of five and sixteen years, up to 1884 (and five to twenty-one subsequently) .....	447,726	495,756	494,804	483,817	611,212	595,238	591,717
3.	High Schools (including Collegiate Institutes) .....	102	104	104	104	112	128	130
4.	Normal College and Normal and Model Schools .....	3	3	4	6	6	6	7
5.	Total Public Schools in operation .....	4,261	4,490	4,955	5,013	5,277	5,577	5,657
6.	Total Roman Catholic Separate Schools .....	161	171	185	190	229	312	339
7.	Grand total of all schools in operation .....	4,527	4,768	5,248	5,313	5,624	6,023	6,133
8.	Total pupils attending High Schools (including Collegiate Institutes) .....	5,696	7,968	9,229	12,348	17,439	22,837	24,567
9.	Total students and pupils attending Normal College, Normal and Model Schools .....	800	800	900	1,059	1,204	1,270	1,384
10.	Total pupils attending Public Schools .....	382,719	433,256	465,908	445,364	462,839	448,204	441,102
11.	Total pupils attending Roman Catholic Separate Schools .....	18,924	21,406	24,952	26,148	30,373	37,466	40,846
12.	Grand total, students and pupils attending High, Public, Separate and Model Schools .....	408,139	463,430	500,989	484,919	511,875	509,777	507,899
13.	Total amount paid for the salaries of Public and Separate School Teachers .....	1,093,516	1,371,594	2,038,099	2,144,448	2,458,540	2,752,628	2,888,583
14.	Total amount paid for the erection and repair of Public and Separate School Houses, and for libraries and apparatus, books, fuel, stationery, etc. ....	379,672	835,770	1,035,390	882,526	1,283,565	1,301,289	1,260,623
15.	Grand total paid for Public and Separate School Teachers salaries, the erection and repair of school houses, and for libraries, apparatus, etc. ....	1,473,188	2,207,364	3,073,489	3,026,974	3,742,105	4,053,917	4,149,206
16.	Total amount paid for High Schools (including Collegiate Institutes) Teachers salaries .....	94,820	141,812	211,607	258,864	327,452	470,828	532,764
17.	Total amount paid for erection and repair of High Schools (including Collegiate Institutes) houses, maps, apparatus, prizes, fuel, books, etc. ....	19,190	31,360	51,417	89,857	168,160	215,871	217,205
18.	Amount paid for other educational purposes* .....	832,825	439,690	250,968	262,307	280,832	353,987	348,716
19.	Grand total paid for educational purposes .....	1,920,023	2,820,226	3,587,481	3,633,002	4,518,549	5,094,608	5,247,891
20.	Total Public and Separate School Teachers .....	4,890	5,476	6,468	6,857	7,594	8,480	8,988
21.	Total male teachers .....	2,849	2,626	3,020	3,062	2,718	2,770	2,824
22.	Total female teachers .....	2,041	2,850	3,448	3,795	4,876	5,710	6,164

\*Colleges and Private Schools are included for 1867 and 1872.

---



---

APPENDIX B.—*PROCEEDINGS FOR THE YEAR 1897.*

1. *ORDERS IN COUNCIL.*

1. WM. PAKENHAM, B. A., APPOINTED REGISTRAR OF THE EDUCATIONAL COUNCIL AND CHAIRMAN OF THE BOARDS OF EXAMINERS (13th January, 1897).

---

2. DAVID BOYLE APPOINTED CURATOR OF THE ARCHÆOLOGICAL MUSEUM OF THE EDUCATION DEPARTMENT (27th May, 1897).

---

3. LEAVE OF ABSENCE GRANTED JOHN GRAINGER (9th July, 1897).

---

4. AGREEMENT WITH COPP, CLARK CO. (LTD.) AND WILLIAM BRIGGS FOR THE PUBLICATION OF THE HISTORY OF CANADA (21st July, 1897).

---

5. APPOINTMENT OF JOHN F. SULLIVAN TO THE OTTAWA MODEL SCHOOL STAFF (8th September, 1897).

---

6. BY-LAW, MUNICIPAL CORPORATION OF THE VILLAGE OF RICHMOND HILL RESPECTING APPROPRIATION OF CERTAIN MONEYS FOR THE ERECTION OF A HIGH SCHOOL BUILDING (3rd NOVEMBER, 1897).

---

7. LEAVE OF ABSENCE GRANTED TO DR. J. G. HODGINS (10th November, 1897).

---

II. *MINUTES OF DEPARTMENT.*

1. REGULATION RESPECTING EXTENSION OF THIRD CLASS OR DISTRICT CERTIFICATES OF TEN YEARS' EXPERIENCE, APPROVED (28th January, 1897).

---

2. W. R. LIDDY GRANTED INTERIM NORMAL COLLEGE CERTIFICATE, APPROVED (15th April, 1897).

---

3. RE JAMES STEWART'S FOURTH FORM STANDING, APPROVED (27th April, 1897),

---

4. LEAVE OF ABSENCE GRANTED EUGENE G. QUESNEL, APPROVED (12th May, 1897).

---

5. ROMAN CATHOLIC SEPARATE MODEL SCHOOL ESTABLISHED IN CITY OF OTTAWA, APPROVED (20th May, 1897).

---

6. LIST OF TEXT BOOKS FOR THE USE OF PUBLIC SCHOOLS, HIGH SCHOOLS AND TRAINING SCHOOLS, APPROVED (17th August, 1897).

---

7. RESPECTING CIRCULAR NO. 50 TO INSPECTORS AND HIGH SCHOOL PRINCIPALS, APPROVED (17th August, 1897).

---

8. WM. GAMBLE AWARDED SECOND CLASS CERTIFICATE, APPROVED (2nd November, 1897).

---

9. ED. W. JENNINGS PERMITTED TO TAKE CERTAIN SUBJECTS TO RECEIVE FOURTH FORM STANDING, APPROVED (2nd November, 1897).

### III. CIRCULARS FROM THE MINISTER.

#### INSTRUCTIONS TO HIGH SCHOOL INSPECTORS WITH RESPECT TO THE GRADING OF HIGH SCHOOLS.

School accommodation shall be considered as divided into four grades, according to the character and extent of the premises, school buildings and their equipment. Where, in Schools already erected, any part of the accommodations is used jointly by the High and Public Schools, the grading shall be one degree lower than if the Schools were separate. In determining the grades, the officers of the Education Department shall have regard to the following considerations :—

(1) *School Premises and Water Supply.*—The school premises shall be not less than one acre in extent, easily accessible, not exposed to disturbing noises, and exclusively devoted to High School purposes. The grounds shall be properly levelled and drained and ornamented with trees, shrubs and flower beds ; they shall be enclosed with a suitable fence, shall have separate entrances, recreation grounds, and walks for the sexes. The recreation grounds for the sexes shall be separated by a close board fence, wall or hedge. Provision shall be made for keeping the premises and grounds in good order. There shall be a well in the school premises properly protected against pollution, where there is no other source of water supply. Grades I and II shall be given only when the water supply is inside the building.

(2) *Closets.*—The closets for the sexes shall be under separate roofs several feet apart, and properly screened from observation. Each closet shall contain four compartments, each provided with a door, for the first fifty pupils in attendance, and one for each additional fifty pupils. The boys' closet shall be built of glazed brick or similar material ; or of wood, painted a dark color and sanded. Urinals, of slate or similar material, divided into compartments and properly situated, shall be provided for the boys, and separate and locked closets for the teachers. The closets and urinals shall be cleansed and disinfected at suitable intervals. Covered walks shall be laid from the door of the school building to the closets. A close, high board fence or wall shall be provided between the boys' and girls' side, from the closets to the school building, and the entrances to the closets shall be properly screened. In the case of Union Schools, the closets for High School pupils shall be separate from the closets for Public School pupils. Where the closets are inside the building the above conditions shall apply *mutatis mutandis*.

(3) *School Building.*—The grading of the school building shall depend upon the site and the architectural appearance. In every school building there shall be separate entrances for the sexes with covered porches, and separate means of egress at the rear to the recreation grounds and closets. The High School building shall be separate from the Public School building, and at least thirty feet distant from the public highway.

(4) *Class-Rooms.*—The class-rooms shall be conveniently arranged, well-proportioned and oblong in shape. The ceiling shall be white, the walls a French gray or a light stone color, and the floors in good order. A superficial area of 12 square feet and a cubic air space of 250 feet shall be allowed for each pupil. In three-master schools or over, at least one separate class-room shall be provided for science teaching ; in two-master schools one of the ordinary class-rooms may be used for this purpose, and in the larger schools the laboratories for Chemistry and Physics shall be separate. There shall be a hall or a class-room in which all the pupils can assemble. A movable fan-light shall be placed over each class-room door.

(5) *Teachers' Private Rooms.*—There shall be at least one room for the private use of the teaching staff, of suitable size and comfortably furnished. Where the teaching staff is large, there shall be two or more private rooms, one of which shall be assigned for the accommodation of the female teachers.



(6) *Halls, Waiting Rooms, and Cap Rooms.*—The halls shall be of suitable size, well lighted, and shall be so placed as to admit of separate entrances for the sexes to the waiting rooms, cap-rooms and class-rooms. The waiting-rooms and cap-rooms for the sexes shall be conveniently situated with respect to the class-rooms and furnished with seats, lavatories, water taps or tanks and drinking cups, and all necessary appliances for hanging caps and cloaks. In buildings of two or more stories there shall be separate stairways for the sexes, easy of access and well guarded.

(7) *Desks and Blackboards.*—There shall be a single desk for each pupil in attendance. The desks shall be of suitable size with movable seats and adjustable lids. There shall be a desk and chair in each class-room for the use of the teacher, and at least two chairs for visitors. The laboratory shall be supplied with suitable tables for experimental work in both Physics and Chemistry. In the larger school special provision shall be made for teaching Biology and Physics. Single desks shall be graded I and double desks II, if there is suitable provision in each case for practical work in Science; otherwise, the grading shall be one degree lower. The blackboards shall be of sufficient extent and of good quality (slate preferred), properly placed in regard to light and distance from the floor, and furnished with troughs to hold chalk dust. There shall be a suitable supply of erasers for teachers and pupils.

(8) *Lighting, Heating and Ventilation.*—The class-rooms shall be lighted from the left of the pupils, the lower edges of the windows being on a level with the heads of the pupils. The windows of every school building shall be adjusted by weights and pulleys. The windows shall admit of an adequate diffusion of light throughout the whole class-room. Grade I is given only when the lighting is from the left. The temperature of the class-room, halls, waiting-rooms, cap-rooms and teachers' private rooms shall be not less than sixty seven degrees. Where stoves are used they shall be so placed and protected as to prevent discomfort to any pupil. Due regard shall be paid to the moisture as well as the temperature of the atmosphere, and provision shall be made for a complete change of air at least three times every hour. Grades I and II shall be given only in the case of schools heated with hot air, steam pipes or hot water pipes. The Gymnasium shall be heated and ventilated.

(9) *Gymnasium.*—The sizes best adapted for a Gymnasium, having regard to the number of pupils, are 80x40, 70x35, 60x30. The windows in the sides of the building should be at least twelve feet from the ground; each window should be about three feet high by six feet long. They should be sufficiently numerous to furnish adequate light and easily adjustable for the purposes of ventilation. One end of the Gymnasium should be a dead wall without windows; the other end of the Gymnasium should contain the doors for entrance and either one large window or several small ones. The floor of the Gymnasium should be planked and a suitable supply of mattresses provided. The trapeze and flying rings should be in the central portion of the building and should be suspended from a point at least sixteen feet from the ground. The side rings should be suspended from a point thirteen to sixteen feet from the ground. The stationary gymnastic apparatus, and the stove—where one is used for heating—should be placed at the end of the building containing the doors and windows. A locker and racks and stands should be provided for the movable appliances when not used by the class. Private rooms should be provided where the pupils may make any desirable change in their dress.

The Grant on the grading of the school premises shall be distributed according to the following scheme:—

	Closets.	Water Supply.	School Premises.	School Buildings.	Class-rooms.	Halls.	Waiting-rooms.	Cap-rooms.	Teachers' Rooms.	Desks.	Blackboards.	Lighting.	Heating.	Ventilation.
	\$ c.	\$ c.	\$ c.	\$ c.	\$ c.	\$ c.	\$ c.	\$ c.	\$ c.	\$ c.	\$ c.	\$ c.	\$ c.	\$ c.
<b>TWO MASTERS' HIGH SCHOOLS—</b>														
Grade I .....	6 00	3 00	15 00	6 00	24 00	3 00	3 00	3 00	3 00	9 00	3 00	6 00	6 00	10 00
II.....	4 50	2 50	12 50	4 50	20 00	2 50	2 50	2 50	2 50	7 50	2 50	4 50	4 50	7 50
III.....	3 00	2 00	7 50	3 00	16 00	2 00	2 00	2 00	2 00	6 00	2 00	3 00	3 00	5 00
IV.....	1 50	1 00	3 75	1 50	12 00	1 50	1 50	1 50	1 50	4 50	1 50	1 50	1 50	2 50
<b>THREE OR MORE MASTERS' HIGH SCHOOLS—</b>														
Grade I.....	9 00	4 50	22 50	9 00	36 00	4 50	4 50	4 50	4 50	13 50	4 50	9 00	9 00	15 00
II.....	6 75	3 25	18 25	6 75	30 00	3 75	3 75	3 75	3 75	11 25	3 75	6 75	6 75	11 25
III.....	4 50	2 00	11 25	4 50	24 00	3 00	3 00	3 00	3 00	9 00	3 00	4 50	4 50	7 50
IV.....	2 25	1 00	5 65	2 25	18 00	2 25	2 25	2 25	2 25	6 75	2 25	2 25	2 25	3 75
<b>COLLEGIATE INSTITUTES—</b>														
Grade I.....	12 00	6 00	30 00	12 00	48 00	6 00	6 00	6 00	6 00	18 00	6 00	12 00	12 00	20 00
II.....	9 00	4 00	25 00	9 00	40 00	5 00	5 00	5 00	5 00	15 00	5 00	9 00	9 00	15 00
III.....	6 00	2 00	15 00	6 00	32 00	4 00	4 00	4 00	4 00	12 00	4 00	6 00	6 00	10 00
IV.....	3 00	1 00	7 50	3 00	24 00	3 00	3 00	3 00	3 00	9 00	3 00	3 00	3 00	5 00

---



---

## HIGH SCHOOLS AND UNIVERSITY MATRICULATION EXAMINATIONS.

### INSTRUCTIONS TO PRESIDING EXAMINERS, 1897.

The Presiding Examiners are requested to peruse carefully the following instructions and see that they are fully carried out :—

1. Each Inspector, or such other person as may be appointed by the Minister, shall himself, in person, receive from the Department, or the Inspector, the examination papers, and shall thereupon be responsible for the safe keeping of the parcel containing the same, unopened, until the morning of the first day of the examination.

2. On the receipt of the bag containing the question papers the Presiding Examiner will see that *the seal is intact*. The bag can be opened by breaking the wire close to the seal.

3. The Presiding Examiner will satisfy himself that all necessary arrangements are made by the School Board in due time for the examination. If the trustees have not placed a clock in each room used for examination purposes the Presiding Examiner shall have power to hire the use of one for each room during the time required for the examination, and charge the same as part of the expenses of the examination.

4. The Presiding Examiner shall, if there is sufficient accommodation and if a sufficient number of papers has been received, admit candidates that through some oversight did not send their applications to the Inspector. The names of such candidates are to be added to the list. Their applications, when filled up, should be sent by the Presiding Examiner to the Inspector, and the required part of the fee with one dollar additional as provided, should be sent to the Education Department. The balance of the fees should be sent to the Board that bears the expense of the examination.

5. The Presiding Examiner shall exercise necessary vigilance at all times during the time candidates are engaged, and he *shall not give his attention to any work other than that which pertains to his duties as Presiding Examiner*. He shall take all necessary care to render it impossible for the instructions to candidates to be violated without his knowledge.

6. It is imperative that the regulations should be enforced by the Presiding Examiner and strictly observed by the candidates. In particular, the examination papers should be distributed, and the answer papers collected *punctually* at the time indicated in the time table.

7. Places shall be allotted to the candidates so that they may be at least five feet apart. All diagrams or maps having reference to the subjects of examination shall be removed from the room, and books, papers, etc., removed from the desks; all arrangements shall be completed, and the necessary stationery distributed at least *fifteen minutes* before the time appointed for the commencement of the first subject of the examination, and at least *five minutes* before each other subject is begun.

8. No person except the Examiners and any necessary attendants shall be present with the candidates in any room at the examination; and, at least one Examiner shall be present during the whole time of the examination in each room occupied by the candidates.

9. The Presiding Examiner shall, as indicated on the time table, read to the candidates their duties, shall draw attention to any feature of them that may require special care during the examination, and shall be explicit in giving instructions to the candidates as to the manner in which the slips are to be attached to the envelopes. The instructions (5), (6) and (7) for candidates are also instructions to Presiding Examiners.

10. *Punctually* at the time appointed for the commencement of each examination, the Presiding Examiner shall, in the examination room and in the presence of the candidates and other examiners (if any), break the seal of the envelope containing the examination papers, and give them to the other examiners and the candidates. The papers of

only the subject or subjects required shall be opened at one time. Until the examination in the subject is over no examination papers, other than those which the candidates receive, shall be taken out of the room.

11. Punctually at the expiration of the time allowed, the Examiner shall direct the candidates to stop writing, and cause them to hand in their answer papers *immediately*, duly fastened in the envelopes.

12. The Examiner shall keep upon his desk the certified list of the candidates, and as each paper in any subject is handed in, he shall check the same by entering the figure "1" opposite the name of the candidate, on the form provided. After the papers are handed in the Examiner shall not allow the envelopes to be opened, and he shall be responsible for their safe-keeping until transmitted to the Education Department, or placed in the hands of the Presiding Examiner.

13.—(a) Rulers are not to be used by candidates for Drawing.

(b) At the examination in Reading for Form I. each candidate shall read from the High School Reader one passage of not less than thirty lines, selected by the Examiners, and another from any book chosen by himself,

(c) At the examinations in Botany of the First and Third Forms, the Presiding Examiner shall himself provide the specimens to be submitted to the candidates, in accordance with sealed instruments from the Education Department. Two plants will be submitted to the candidates each examination, one for classification and one for description. In the classification of the former, candidates will be allowed to use their floras (High School Botany, Part II). The plant for description shall not be one of those fully described in (H. S. Botanical Note Books, Parts I. and II.,) and in the examination of Form I. it shall belong to one of the prescribed orders.

(d) At the examination in Biology for Form IV., and for Honor Matriculation, the material for examination will be sent from the Education Department, and will consist of two plants, a microscopic section, and an animal. The plant designated "A" is to be identified by means of the flora. Twenty minutes shall be allowed for this operation. The text-books shall then be taken from the candidates, and the paper with the plant designated "B," the animal and the microscopic section distributed. Each candidate is to be allowed the use of a compound microscope for twenty minutes during the second period.

(e) At the examination in Practical Chemistry for Form IV., the material for determination shall be sent from the Education Department, and shall consist of one pure simple salt. In the qualitative analysis of this salt the candidates shall not be allowed the use of text-books, analytical tables, notes, or charts. Places shall be allotted to the candidates so that each one shall be at least ten feet away from any other candidate. Each candidate shall have exclusive use of one set of reagents, apparatus and lamp while at work. If the number of candidates should exceed the accommodation of the laboratory, the candidates shall be examined in sections, and the greatest care shall be taken that those who have examined the salt shall hold no communication with those who have not yet done so.

(f) In Stenography, the candidates shall occupy a room separated from the candidates at the other examinations. The Presiding Examiner shall read the six hundred words to be dictated at a speed of fifty words per minute, and shall allow the candidate the balance of the hour for transcription. The matter is separated by vertical lines into groups of thirty words each. The extracts must not be read through to the candidates before the dictation commences. The Examiner should practise beforehand, reading at the required speed, that his dictation may be uniform. The candidate must enclose both his shorthand notes and the transcription.

#### REPORTS, ETC.

14. The Presiding Examiner shall report to the Education Department at the close of the examination any particulars in which the instructions, etc., were not observed, and he

shall mention any facts regarding the examination that he deems expedient to have brought before the Board of Examiners. The Presiding Examiner and his Assistants shall sign a declaration stating that in all other respects the instructions and regulations were fully complied with.

15. The Presiding Examiner shall indicate in his report to the Department the candidates who were placed in the several rooms respectively, and shall also send a diagram of the rooms on the form provided, showing the position occupied by each candidate and the Presiding Examiner during the examination.

16. The Presiding Examiner shall not arrange the answer papers according to subjects, but shall arrange them so that all the answers of each candidate for each Form shall be sent together and *in the order that their names appear* on the list of candidates for the examination. To facilitate this, elastic bands have been supplied, one for each candidate's set of answers.

17. The prompt return to the Education Department of the answers at the close of the respective examinations is essential, and may be greatly facilitated if the answers are sorted at the close of each day's examination. All reports should be *sent by post* on the respective days that the answers are forwarded and *in no case should they be enclosed in the bag* containing the answers.

18.—(a) The answers of the candidates taking the Form I. examination shall be returned at the close of that examination in the bag marked with *blue*.

(b) The answers of the candidates taking Form II. examination shall be returned at the close of that examination in the bag marked with *red*, those for the Commercial Diploma being placed in a *separate parcel*.

(c) The answers of the candidates for Forms III. and IV. examinations shall be returned at the close of those examinations in the bag marked with *green*.

(d) The answers of candidates for scholarships shall, for Forms III. and IV., be made up in a *separate parcel* before putting them in the bag mentioned for transmission to the Department.

(e) Each bag shall be so folded and tied that the words "The property of the Education Department" will be outwards. The shipping tag should be securely attached to the strap on each bag.

(f) All express charges must be prepaid, and no Commercial value should be given.

(g) All surplus examination papers may be given at the close of the examination to the Principal of the school.

#### REMUNERATION OF PRESIDING EXAMINERS.

(1) The Treasurer of the High School Board, on the certificate of the Public School Inspector, shall pay all the expenses of the examination, including the sum of four dollars a day and actual travelling expenses, for the Presiding Examiners.

(2) If an examination is held at a Public School, the Treasurer of the Public School Board shall, upon the order of the Inspector, pay all the expenses of the examination.

#### INSTRUCTIONS FOR CANDIDATES.

1. Each candidate shall satisfy the Presiding Examiner as to his personal identity before the commencement of the second day's examination, and any person detected in attempting to personate a candidate shall be reported to the Department.

2. Candidates shall be in their allotted places before the hour appointed for the commencement of the examination. If a candidate be not present till after the appointed time, he shall not be allowed any additional time. No candidate shall be permitted, on any pretence whatever, to enter the room after the expiration of an hour from the commencement of the examination.

3. No candidate shall leave the room within *one hour* after the distribution of the examination papers in any subject ; and if he then leave he shall not be permitted to return during the examination on such subject.

4. Every candidate shall conduct himself in strict accordance with the regulations. Should he give or receive any aid or extraneous assistance of any kind, in answering the examination questions, or should he leave his answers exposed so that any candidate may copy from him he will forfeit any certificate he may have obtained. He shall also be debarred for two years from writing at any examination conducted by the Education Department.

5. Candidates are reminded that should any candidate be detected in talking or whispering, or making signs to another candidate, or in copying from another, or allowing another to copy from him, or in having in his possession, when in the room, any book, notes, or anything from which he might derive assistance in the examination, it shall be the duty of the Examiner if he obtain clear evidence of the fact at the time of its occurrence, to cause such candidate at once to leave the room ; and such candidate shall not be permitted to enter during the remaining part of the examination, and his name shall be struck off the list. If, however, the evidence be not clear at the time, or be obtained after the close of the examination, the Examiner shall report the case to the Department.

6. Candidates are also reminded that the Presiding Examiner is not allowed to make *any explanation* or other statement regarding the probable meaning of any question or to *give any advice* as to what questions should be undertaken by the candidates or how any question should be answered.

7. Should any error appear to have been made in any question paper *no attention* shall be drawn to it during the time by either the Presiding Examiner or any of the candidates. Candidates may, however, at the end of the examination period submit the matter to the Presiding Examiner who, if he considers it necessary, will report on the matter to the Education Department at the close of the examination.

8. Every candidate shall write the subject of examination very distinctly at the top of each page of his answer papers, in the middle. If a candidate writes his name or initials, or any distinguishing sign or mark on his answer papers or uses any other paper or ink than those provided by which his identity might be disclosed his examination will be cancelled.

9. Candidates, in preparing their answers, shall write on one side only of each sheet and shall mark the sheets in each subject in the order of the questions, as 1st, 2nd, 3rd, etc.; and on the last sheet shall write distinctly the total number of sheets enclosed in the envelope, fold them once across, place them in the envelope provided by the Department, write on the outside of the envelope the subject of examination only, and on the slip provided, his name in full (surname preceding), and then securely fasten the slip to the envelope, as instructed by the Presiding Examiner.

#### EXTRACTS FROM INSTRUCTIONS TO APPLICANTS AND INSPECTORS.

First Form examination, \$2. Second Form examination, Part 1, \$2 ; Parts I. and II., \$5 ; Third Form examination, \$5. Fourth Form examination, Parts I. and II., each \$3 ; taken together, \$5. Commercial Diploma examination \$4, (part \$2). For candidates for examination in the additional subjects, for the purpose of completing a course for pass Matriculation into any University or Learned Profession, the fee shall be \$2. If the fees for a candidate amount to more than \$5, only \$5 will be required.

Attention is directed to the scale of fees to be paid by candidates. When the fee is \$5, \$4, \$3 or \$2, the amount to be sent to the Department is \$3, \$2, \$2 or \$1 respectively. The balance of fees received is to be forwarded to the High School Board or other body that bears the the expense of the examination.

Applications will not be received by the Inspector after the date mentioned, and candidates are reminded that they should in no case forward their applications to the Education Department. If the candidate should, through an oversight, neglect to have

his application duly sent to the Inspector, he may present himself at the examination, when the Presiding Examiner is at liberty to admit him, provided there is the necessary accommodation, and that a sufficient number of examination papers has been forwarded. An additional fee of \$1 will be exacted by the Presiding Examiner from a candidate who presents himself in this way.

INSTRUCTIONS OF THE EDUCATIONAL COUNCIL APPROVED BY THE  
MINISTER OF EDUCATION AND THE COMMITTEE OF THE SENATE  
OF THE UNIVERSITY OF TORONTO.

DUTIES OF EXAMINERS.

1. Each Examiner shall be required to discharge all duties pertaining to his office, and no duty which an Examiner is appointed to perform shall be delegated to another Examiner without the approval of the Educational Council. He shall designate all examination papers according to the Course of Study for which they are prescribed.

2. The Examiners in the case of the combined examinations of the Education Department and the University shall be present at the beginning of the reading of the answer papers. Each Examiner shall discuss with the Associate Examiners in his section the character of the answers intended by the questions, and especially the value of incomplete or imperfect answers, so as to insure, as far as possible, uniform marking. In cases of differences of opinion on any point the decision of the Examiner shall be final.

3. In the case of the combined examination aforesaid the Examiners shall make such reports as will enable the Council to settle the results of the examinations in accordance with the regulations of the Education Department and of the Senate of the University respectively.

4. The Examiners, or such of their number as may be appointed for that purpose by the Council, shall settle all doubtful and special cases, and upon recommending that a candidate in such cases be allowed his standing, shall so certify in the book of marks. They shall read appeals, determining and entering the results in the manner herein prescribed.

5. The Examiners shall report to the Council the pseudonyms of all Associate Examiners whose work appears to have been performed with marked carelessness or incapacity, or who have shown any substantial disregard of the Instructions of the Council.

DUTIES OF EXAMINERS.

6. The Registrar of the Council shall preside at all meetings of the Boards of Examiners. All cases of dispute at meetings of the Boards shall be settled by a majority of the Examiners.

7. During the reading of the answer papers the Registrar shall see that the instructions to Associate Examiners hereinafter mentioned are observed. He shall assign a pseudonym to each Associate Examiner and shall have power, in case of necessity, to transfer Associate Examiners from one section to another.

8. He shall exercise a general supervision over sorting, numbering and otherwise preparing the envelopes containing the answers, so that the answers shall be conveniently read by the Examiners and Associate Examiners; and, after the reading, he shall superintend the entering of the marks in the books by the clerks of the Department and the preparation of the books so that they may clearly indicate the subjects in which candidates have passed or failed.

9. He shall be present at the meeting of the Boards of any committee thereof called for the purpose of determining results, and shall furnish all necessary information.

10. He shall take the necessary steps in order that appeals may be read as speedily as possible in accordance with the Instructions of the Council.

#### DUTIES OF ASSOCIATE EXAMINERS.

11. The Associate Examiners shall be classified into sections according to the subjects of examination, and a chairman shall be appointed in each section by the council. The chairman shall have a general oversight of the work done in his section, and shall see that the regulations are carried out and that the marking is uniform. In the case of an emergency, as in the absence of a chairman of a section, the Registrar shall appoint a chairman *pro tempore*.

12. When, in the course of reading the answers, a section finds that the values assigned to the questions are unsatisfactory or that the Examiner has not followed the course of study prescribed by the Education Department or by the curriculum of the University of Toronto, it shall report through its chairman to the Registrar, who shall, in turn report to the Examiners of the department concerned, and shall obtain their decision on the point at issue.

13. No Associate Examiner shall have in hand more than ten papers at one time, nor shall he have more than one envelope open upon his table at one time, except in cases of suspected copying, in which case he shall return each sheet to its proper envelope. The papers shall be returned in the numerical order in which they are received. In cases of suspected copying, the Associate Examiner shall note on the face of the envelope "copying" see No. . . . ., question . . . . .

14. In the case of the papers in English grammar, literature and composition, one mark shall be deducted for each misspelt word and one mark for each instance of bad English. At all the examinations in arithmetic, either arithmetical or algebraical solutions shall be accepted.

15. In reading the answer papers each Associate Examiner shall mark distinctly in the left hand margin, the value assigned by him to each answer or partial answer, shall sum the total on each page at the foot of the margin and enter this total at the top of the next page; he shall place the result on the face of the envelope, indicating in the case of the papers in English grammar, literature and composition and deductions for misspelt words and incorrect English thereon, thus, e. g. grammar, 80—2 sp.;—4 f.s.—74. He shall also sign his pseudonym on the envelope of each paper examined.

16. Associate Examiners shall be in their respective places so that the reading may commence promptly at the time specified, viz., 9 a.m. and 2 p.m., and no Associate Examiner shall stop work before the hours of closing, viz., 12 noon and 5 p.m., without reporting to the Chairman of the section.

17. Associate Examiners shall refrain from all unnecessary conversation or other causes of disturbance and shall devote themselves strictly to the work of the examination; they shall not at any time enter the rooms of other sections unless when it is necessary to do so in entering or leaving their own rooms; they shall keep a record of the papers read each day and shall report the result of their work to the Chairman of their respective sections.

18. The work is confidential throughout. Should the identity of an examination centre or of any particular candidate be discovered by an Associate Examiner he shall report the fact without delay to the Registrar of the Council, or, in his absence to the Clerk of Committees who shall change the Associate Examiner, or make such other arrangement as he may deem expedient.

19. The instructions herein contained so far as they relate to the combined examinations of the Education Department and matriculation into the University shall be subject to amendment from time to time with the approval of the Education Department and the Senate of the University.



---



---

TEACHERS' READING COURSE.

Inspectors are requested to distribute this circular among the teachers in their inspectorate, and to do what they can to further the purpose for which the Reading Course has been established.

It is confidently hoped that teachers will read the books prescribed and take an active interest in everything which tends to develop a healthy, progressive spirit in professional work.

It will greatly assist in the reading of the books if teachers will form small reading circles for this purpose, and meet once a fortnight to discuss what they have read during the time.

Those who keep in touch with the spirit of progress are sure to grow and advance in their profession. Those who do not go forward will go backward.

The books prescribed for 1897 are the following :

Psychology applied to Teaching, Baldwin . . . . .	Price \$1 50
Education from a National Standpoint, Fouillée . . . . .	" 1 50
How Canada is Governed, Bourinot . . . . .	" 1 00

Candidates for admission to the Normal Schools in August, 1897, and in January, 1898, will be examined on the same books.

---

REGULATIONS.

The Minister of Education may prescribe a Course of Reading for the teachers of Public Schools. The Course shall extend over three years and certificates for reading more than three books in one year shall not be granted by the Inspector. For the purposes of the Course the year shall correspond with the calendar year. A teacher may enter on the Course by taking any of the books prescribed for the year. The list of books for each year will be announced by the Education Department.

Any teacher who desires a certificate of having taken the Public School Teachers Reading Course shall make a synopsis of not less than ten or more than fifteen pages of each book read, and shall transmit the same to the Inspector of his district on or before the 30th of June in each year. Such synopsis shall be accompanied by a fee of twenty-five cents and a declaration that the books prescribed for the year were read and that the synopsis submitted was prepared without assistance by the person signing the same.

The Management Committee of each Teachers' Institute shall appoint two persons, who, with the Inspector, shall form a Committee for determining whether the synopsis made by the teacher desiring a certificate indicates that the books have been read intelligently. The inspector shall issue a certificate for each book so read, on the form prescribed by the Minister of Education to every teacher whose synopsis has been found satisfactory. If a teacher is unable to read all the books prescribed for the year, or if his synopsis of any book has been rejected, he may substitute the books of the next year for those omitted or rejected.

Any teacher who submits to the Education Department certificates showing that he has satisfactorily read nine of the books prescribed, shall be entitled to receive from the Minister of Education a Diploma certifying to the completion of one full reading course covering three years. Additional diplomas shall be awarded to teachers who complete additional courses of three years.

TORONTO, January, 1897.

---

## MEMORANDUM FOR PRINCIPALS OF SCHOOLS.

As it is represented that the granting of medals and prizes on the basis of the relative standing of candidates at the Departmental Examination is the means of withdrawing pupils from the High Schools which they should properly attend, the Department will not, hereafter, furnish the standing of High School pupils for the purpose of such awards.

TORONTO, January, 1897.

## TEACHERS' INSTITUTES.

*Memorandum.*

The attention of County Inspectors is called to the provisions of the Public Schools Act (81) and the Regulations (91 and 92) regarding Teachers' Institutes. There is no authority for holding more than one meeting in the year, which is to be held on a Friday and Saturday. The inspector is required to see that no additional time is taken from the legal teaching days, unless requested by a resolution of the County Council. As the school term of the last half-year is generally broken by Labor Day, Thanksgiving Day, and not unfrequently by Agricultural Fairs, it is recommended that the Institute should be held, if possible, during the first half-year.

TORONTO, January, 1897.

REGULATIONS OF THE EDUCATION DEPARTMENT WITH RESPECT TO  
THE STUDY OF DOMESTIC SCIENCE IN PUBLIC SCHOOLS.

APPROVED JANUARY 29TH, 1897.

1. The Board of Trustees in every city, town and incorporated village, may establish classes in domestic science for the purpose of giving instruction in cooking and sewing, subject to such regulations as may be issued by the Minister of Education from time to time. The instruction in cooking should be limited to pupils in the 4th and 5th Forms.

2. The equipment for classes in cooking should consist of an ordinary cooking stove, such as would be required in a family of ten persons. The table or tables for practice should be provided with at least ten small circular gas burners, or other suitable appliances, for the use of pupils. Other appliances should be similar to those found in a well equipped kitchen, such as a hot water tank, sink, cupboard for pots and dishes, groceries, vegetables, etc.

3. The class work should consist of demonstration lessons and actual practice in cooking under the direction of the teacher. The course should be completed in one year, but might be extended in the case of pupils whose progress was not satisfactory for a longer term. Each class should not exceed twenty-five pupils and should receive instruction for at least a full half day each week.

4. The course in domestic science should consist in the making and care of fires; the economical use of fuel; the polishing of stoves; dish washing and care of the kitchen and sinks; the use of disinfectants; the selection of food material as to quality, value and cost; how to purchase vegetables, meat and fish; the storage of vegetables, meat, bread and fruit. A course of demonstration and practice lessons in plain household cookery, including the cooking of fruit, vegetables, cereals, meat and fish. Easy lessons in the chemistry of food, their nutritive properties and digestibility. In the fifth form, the course of instruction might include lessons in canning fruit, making cake, pies, puddings;

lessons in invalid cooking, and the setting of tables. Such examinations might be held during the course, as the teacher in charge might consider expedient. The course in sewing shall consist of plain sewing, hemming, cutting and making of simple garments, knitting, darning, etc.

#### COURSE FOR TEACHERS.

5. After the First of January, 1898, no person shall enter upon the course of instruction for teachers who is not at least seventeen years of age, and who is not the holder of a Junior Leaving High School Certificate. The term shall consist of five days per week for at least thirty-five weeks. The course shall include (1) The Chemistry of Foods and Cooking; (2) Household Science; (3) Home Nursing and Hygiene; (4) Laundry Work; (5) Sewing, Drawing and Designing.

6. *The Chemistry of Foods and Cooking* should include the study of ferments, food adulterations and their tests, as well as their analysis in order to ascertain their digestibility and nutritive properties. In other respects the course shall be the same as that prescribed for the fourth and fifth forms of Public Schools, but of a more advanced character.

7. *Household Science* should include (1) The House—its position, construction, aspect, drainage, ventilation; (2) Lighting—gas, oil, candles; management and cleaning of lamps; what to do in case of catching fire; (3) Heating and Ventilation—Open and closed fires, management and cleaning of stoves; necessity of fresh air; avoidance of draughts. Practical demonstration—model stove and brushes, brass, copper and steel cleaning; (4) Drainage and Dustbins—Construction and cleansing of drain pipes: back yard; destruction of refuse; cleaning sinks and grease taps, preparation and use of lime wash; (5) Water—Cleaning cisterns, taps, water-bottles; use of filters; burst pipes and how to prevent; furred kettles. Practical demonstration—cleaning water-bottles and teapots, fur-preventers; (6) Furniture—Choice of, polishing, brushing; washing paint; hints on choosing and cleaning wall papers, carpets, mats, curtains, ornaments and pictures; (7) Arrangement of Bedroom—Bed and bedding, airing bed clothes; blinds; weekly and daily cleaning; precautions against insects; (8) Every morning's work—Occasional work, including cleaning windows, mirrors, table knives, spoons and forks, washing dinner and tea things. Practical demonstrations—cleaning spoons, forks, tumblers, etc.; (9) Food—Marketing; storing and cooking food; cleansing cooking utensils. Practical demonstration—jars, etc.; samples of rice, lentils, etc.

8. *Home Nursing and Hygiene* should include the study of the laws of health; emergencies and accidents; the preparation of food for invalids; sick room ventilation.

9. *Laundry Work* should include washing of flannels, table linen, body linen, cuffs and collars, colored prints, muslins, handkerchiefs; scalding; rinsing, bluing bed linen and towels; sprinkling, stretching and folding; plain ironing without the use of starch; starch making; starching and ironing shirts, collars and cuffs; recipes for making hot and cold starch; the use of alkalies, borax, washing crystals, acids, etc.

10. *Sewing* should include hemming, cutting, fitting and making of simple garments, study of textiles and fabrics, educational sewing, knitting, darning, millinery.

11. In July of each year an examination shall be held by examiners appointed by the Educational Council. Every candidate shall be required to give three demonstration lessons at this examination—one in Artisan Cooking, one in Invalid Cooking and one in Detecting the Adulteration of Food. Each demonstration lesson will be valued at 20 marks. A paper covering the course will also be submitted to be valued at 100. One-third of the marks obtainable for the demonstration lesson and one-third of the marks assigned to the written paper shall be required for pass.

---



---

 ANNUAL DEPARTMENTAL EXAMINATIONS.

1. These examinations are specially designed for candidates for a teacher's certificate, or as a preliminary qualification for some other professional course of study. It is therefore desirable that those who are pursuing their studies for any other purpose should be allowed the fullest discretion with respect to these examinations.

2. Under Regulation 38 of the Education Department, the Principal of the High School has ample authority to make "such promotions from one Form to another as he may deem expedient." It is not intended that High School pupils should be required to take any Departmental Examination in order to be entitled to promotion. Such a test, apart from the expense to the pupil, would be objectionable on many grounds which must be obvious to every teacher. Although the Education Department has no desire to interfere with the discretion of any pupil as to the examinations he should take, or to prevent any teacher from giving such advice to pupils with respect to examinations as appears, in his judgment, to be for their best interests, it is to be distinctly understood that a Departmental examination is not considered a necessary part of any Public or High School course of study.

3. The Departmental examinations should not be taken as the chief test of the teacher's efficiency. Sometimes teachers are exposed inadvertently to the application of such a test by comparisons made with other schools before the annual spring opening; at other times trustees inconsiderately make such a test the chief basis of a teacher's promotion. A more correct view of the purpose of examinations on the one hand, and of the dignity and qualifications of the true teacher on the other would greatly assist in establishing standards of efficiency which would amply protect the good name of every well conducted school.

TORONTO, May, 1897.

---

 MEMORANDUM FOR PRESIDING EXAMINERS.

1. In order to avoid any possible oversight or delay at the examinations, the Presiding Examiner is requested to read carefully the enclosed instructions and make himself familiar with the duties to be performed.

2. The confidential circular respecting the examinations in Botany of the First and Third Forms is enclosed, so that the Presiding Examiner may make himself acquainted with the special duties required.

3. The enclosed time-table must be strictly followed, and as stated in Instruction 8 for candidates, the paper to be used for all subjects, including Drawing and Bookkeeping, must be the kind authorized. Candidates are not permitted to bring into the Examination Hall ruled paper for the examinations in Bookkeeping. Attention is called to Instruction 14. The forms, with necessary directions, will be found in the bag which is not to be opened until the morning of the examination.

4. After opening the bag the Presiding Examiner is requested to arrange the envelopes containing the question papers in the order on which the subjects appear in the time-table, and thus prevent the distribution of papers at any time other than that mentioned in the time-table. Presiding Examiners are requested to forward to the Education Department the answer papers of each Form immediately on the completion of the examination in that Form.

5. In the case of centres having an examination in Science of the Fourth Form, the material required as mentioned in Instruction (*d* and *e*) will be sent in time for the examination in that department.

6. It is to be noted that whilst the examination in the Practice of Stenography for Commercial Diplomas requires a rate of 50 words per minute, that for Commercial Specialists' Certificates exacts 60. In both examinations the rate of transcription is 12 words per minute.

7. In view of the large number of candidates, and the importance of the interests concerned, Presiding Examiners are requested to aid the Department in having the Examinations carefully conducted.

TORONTO, May, 1897.

1. The accompanying reports, which will be confidential, should be filled up at the close of the academic year, and forwarded to the Department *not later* than the 5th July.

2. Except in form 10 (a) (to be returned in the same envelope) containing the alphabetical list of the names of candidates, no mark or word is to be used by which a school can be identified.

3. The names of such students only, as in the judgment of the staff, are fit to pass in each subject and to obtain, where required, the aggregate of marks, should be reported.

4. No student is, however, debarred from writing at the examination, and every candidate, whether recommended or not, is required as heretofore to make the usual application to the Inspector. It is *not* intended, as appears to have been inferred in some instances, that all the candidates from a school should be entered on the confidential lists, unless the teachers believe that they all deserve to pass.

5. The names of the students to be recommended, regardless of the certificates for which they write, are to be arranged in the respective columns of forms 242 in *the order of merit*, and the percentage to which the candidate is believed to be entitled is to be placed opposite each name in the *first* column under each subject. The *second* column must not be used.

6. The percentage is to be based upon the judgment of those members of the staff who have been immediately engaged in the preparation of the candidates, the lowest percentage assigned being  $33\frac{1}{3}$ .

7. In determining the percentages to be assigned to candidates the Principal is left to his own discretion as to what tests are to be employed. It is assumed that the written examinations used for the purpose will be of such character, and will be held at such times, as are best adapted for training purposes.

8. It should be understood that while the relative standing of the candidates in the report is of far more importance than the percentage assigned to each, a correct estimate of the latter, so far as can be made, should be given.

9. For the information of Principals it may be stated that previous confidential reports were in many cases the means of preventing deserving candidates from failure, and in the interests of the candidates concerned the report should be made with due care.

10. No recommendations regarding the proficiency of candidates can be entertained other than those shown by the relative standing and percentages given in the confidential reports. Forms are supplied on application to schools sending students to the examinations.

## LITERATURE SELECTIONS.

*Examinations of 1898 and 1899.*

### HIGH SCHOOL ENTRANCE.

The following selections from the Fourth Book of Literature :

1898.—III. Loss of the Birkenhead ; XI. The Evening Cloud ; XII. The Truant ; XIV. The Humble Bee ; XXVI. The Face Against the Pane ; XXVII. The Battle of Bannockburn ; XXXIII. The Skylark ; XXXIV. Death of Little Nell ; XXXIX. A Psalm of Life ; LI. The Heroes of the Long Sault ; LVI. The Honest Man ; LIX.

Yarrow Unvisited ; LXIII. The Exile of Erin ; LXIV. Ye Mariners of England ; LXIX. The Changeling ; LXXIX. The Capture of Quebec ; LXXXVII. The Song of the Shirt ; XCV. A Forced Recruit at Solferino.

1899.—I. Tom Brown ; V. Pictures of Memory ; X. The Barefoot Boy ; XVIII. The Vision of Mirza—*First Reading* ; XX. The Vision of Mirza—*Second reading* ; XXIII. On His Own Blindness ; XXVI. From "The Deserted Village" ; XXXII. Flow Gently, Sweet Afton ; XXXVII. The Bell of Atri ; XLII. Lady Clare ; LXVIII. The Heroine of Vercheres ; LXXVI. Landing of the Pilgrims ; LXXXIX. After Death in Arabia ; XCI. Robert Burns ; XCIV. The Ride from Ghent to Aix ; XCVI. Canada and the United States ; XCVIII. National Morality ; CI. Scene from "King John."

The following selections from the Fourth Reader for Memorization :

1898 and 1899.—XIII. The Bells of Shandon ; XXXI. To Mary in Heaven ; XL. Ring Out, Wild Bells ; XLII. Lady Clare ; XLVI. Lead Kindly Light ; LXVI. Before Sedan ; LXXIII. The Three Fishers ; CIII. To a Skylark ; OV. Elegy, written in a Country Churchyard.

#### PUBLIC SCHOOL LEAVING.

The following selections from the High School Reader for Literature :

1898.—XVIII. Rule, Britannia ; XXVIII. The Cotter's Saturday Night ; XXXV. The Isles of Greece ; XXXVII. Dear Harp of My Country ; XLVI. The Bridge of Sighs ; LI. Horatius ; LIV. My Kate ; LXII. The Cane-bottomed Chair ; LXVII. The Hanging of the Crane ; LXXVI. Barbara Freitchie ; LXXIX. The Lord of Burleigh ; LXXXI. The "Revenge."

1898.—V. To Daffodils ; XVIII. Rule, Britannia ; XX. The Bard ; XXXI. To a Highland Girl ; XXXV. The Isles of Greece ; XLIX. Indian Summer ; LII. The Raven ; LIV. My Kate ; LXII. The Cane-bottomed Chair ; LXVII. The Hanging of the Crane ; LXIX. As Ships Becalmed at Eve ; CV. The Return of the Swallows.

#### HIGH SCHOOL—FORM II.

The following selections from the High School Reader for Literature :

1898.—III. The Trial Scene in the "Merchant of Venice ;" V. To Daffodils ; XX. The Bard ; XXI. The Land o' the Leal ; XXXI. To a Highland Girl ; XXXIV. The Well of St. Keyne ; XXXVI. Go, Where Glory Waits Thee ; XXXVII. Dear Harp of My Country ; XXXVIII. Come, ye Disconsolate ; XLI. The Cloud ; XLII. On First Looking into Chapman's Homer ; XLIII. On the Grasshopper and the Cricket ; XLVI. The Bridge of Sighs ; XLVII. A Parental Ode to My Son ; XLIX. Indian Summer ; L. To Helen ; LI. Horatius ; LVIII. Each and all ; LX. The Diver ; LXVII. The Hanging of the Crane ; LXXIX. The Lord of Burleigh ; LXXX. Break, Break, Break ; LXXXI. The "Revenge ;" LXXXIX. The Old Cradle ; XC. Rugby Chapel.

1899.—III. The Trial Scene in the "Merchant of Venice ;" VII. To Lucasta, On Going to the Wars ; XVIII. Rule Britannia ; XXXVIII. The Cotter's Saturday Night ; XXIX. The Land o' the Leal ; XXXV. The Isles of Greece ; XXXVI. Go, Where Glory Waits Thee ; XXXVII. Dear Harp of My Country ; XXXVIII. Come, ye Disconsolate ; XL. The Glove and the Lions ; XLVI. The Bridge of Sighs ; LI. Horatius ; LIV. My Kate ; LV. A Dead Rose ; LVI. To the Evening Wind ; LXII. The Cane-bottomed Chair ; LXVII. The Hanging of the Crane ; LXXIII. Ode to the North-East Wind ; LXXVI. Barbara Freitchie ; LXXIX. The Lord of Burleigh ; LXXX. Break, Break, Break ; LXXXI. The "Revenge ;" CI. The Forsaken Garden ; CV. The Return of the Swallows ; CVI. Dawn Angels ; OVII. Le Roi est Mort ; CVIII. To Winter.

NOTE.—The examinations in Latin, Greek, French and German are on sight passages.

## HIGH SCHOOL.—FORM III.

*English Literature.*

1898.—TENNYSON : Morte D'Arthur, Elaine, Recollections of the Arabian Nights, To Virgil, Early Spring, Ulysses, "You Ask Me Why," "Of Old Sat Freedom," "Love Thou Thy Land," Freedom, Cenones, The Lotos Eaters, Crossing the Bar, Lady of Shalott, St. Agnes Eve, Sir Galahad, the six interlude songs in the Princess, and "Tears, Idle Tears."

The following selections from Palgrave's Golden Treasury :

GRAY : Ode on Vicissitude, Ode on the Spring, Elegy Written in a Country Churchyard, Ode on Eton College ; COWPER, Sonnet to Mary Unwin, To the same, The Oastaway, The Popular Field, The Shrubbery.

1899.—SCOTT : Lady of the Lake.

WORDSWORTH (Arnold's Selections) : Michael, To the Daisy, ("Bright flower, whose home," etc.), To my Sister, Expostulation and Reply, The Tables Turned, "O Nightingale, thou surely art," At the Grave of Burns, Thoughts Suggested the Day Following, The Solitary Reaper, The Primrose of the Rock, Ode to Duty, Sonnets. "Fair star of Evening, splendor of the West," "It is not to be thought of that the flood." "Scorn not the Sonnet," "I am not one who much or oft delight," "Wings have we and as far as we can go," "Nor can I not believe," "It is a beauteous evening, calm and free," "I thought of thee, my partner and my guide," "A trouble, not of clouds, or weeping rain," "A poet!—he hath put his heart to school," Influence of Natural Objects, Nutting, Character of the Happy Warrior, Elegiac Stanzas suggested by a picture of Peel Castle, To the Rev. Dr. Wordsworth.

*Latin.*

1898.—VIRGIL, Aeneid I.; Cæsar, Bellum Gallicum, II., III., IV.

1899.—VIRGIL, Aeneid I.; Cæsar, Bellum Gallicum, V., VI.

*Greek.*

1898 and 1899.—Selections from XENOPHON, Anabasis I., in White's Beginner's Greek Book (pp. 304-428) with the exercises thereon · HOMER, Iliad VI.

*French.*

1898.—ENAULT, Le Chien du Capitaine ; FEUILLET, La Fée.

1899.—DE MAISTRE, Voyage autour de ma chambre ; LABICHE, La Grammaire.

*German.*

1898.—HAUFF, das Kalte Herz, Kalif Storch.

1899.—LEANDER Träumereien, (selected by Van Daell)

## HIGH SCHOOL.—FORM IV.

*English Literature.*

1898 —TENNYSON : Morte D'Arthur, Elaine, Recollections of the Arabian Nights, To Virgil, Early spring, Ulysses, "You Ask Me Why," "Of Old Sat Freedom," "Love Thou Thy Land," Freedom, Cenone, The Lotos Eaters, Crossing the Bar, The Lady of Shalott, St. Agnes Eve, Sir Galahad, the six interlude songs in the Princess, and "Tears, Idle Tears."

MILTON : L'Allegro, Il Penseroso, Lycidas, On the Morning of Christ's Nativity.

SHAKESPEARE : Julius Cæsar, The Tempest.

The following selections from Palgrave's Golden Treasury :

GRAY : Ode on Vicissitude, Ode on the Spring, Elegy Written in a Country Church-yard, Ode on Eton College.

COWPER : Sonnet to Mary Unwin, To the Same, The Castaway, The Poplar Field, The Shrubbery.

1899.—SCOTT : Lady of the Lake.

MILTON : Paradise Lost, Book I.

SHAKESPEARE : The Merchant of Venice, Richard II.

WORDSWORTH (Arnold's Selections) : Michael, To the Daisy. ("Bright flower, whose home," etc.), To my Sister, Expostulation and Reply, The Tables Turned, "O Nightingale, thou surely art," At the Grave of Burns, Thoughts suggested the Day Following, The Solitary Reaper, The Primrose of the Rock, Ode to Duty, Sonnets, "Fair Star of Evening, splendor of the West," "It is not to be thought of that the flood," "Scorn not the Sonnet," "I am not one who much or oft delight," "Wings have we and as far as we can go," "Nor can I not believe," "It is a beauteous evening, calm and free," "I thought of thee, my partner and my guide," "A trouble, not of clouds, or weeping rain," "A Poet!—he hath put his heart to school," Influence of Natural Objects, Nutting, Character of the Happy Warrior, Elegiac Stanzas suggested by a picture of Peel Castle, To the Rev. Dr. Wordsworth.

#### *Latin.*

1898.—CÆSAR, Bellum Gallicum, II., III., IV. ; VIRGIL, Aeneid I. ; HORACE, Odes I., II. ; CICERO, In Catilinam, I., II., III., IV., and Pro Archia.

1899.—CÆSAR, Bellum Gallicum, V., VI. ; VIRGIL, Aeneid I. ; HORACE, Odes III., IV. ; CICERO, In Catilinam, I., II., III., IV., and Pro Archia.

#### *Greek.*

1898.—XENOPHON, Anabasis, I., Chs. I-VIII. ; HOMER, Iliad, VI. ; Odyssey XIII. ; DEMOSTHENES, Pro Phormione, Contra Coonem (Paley and Sandy's Private Orations, Parts II.)

1899.—XENOPHON, Anabasis I. Chaps. I-VIII. ; HOMER, Iliad IV., Odyssey XIII. ; LYSIAS, Against Eratosthenes, and Funeral Speech.

#### *French.*

1898.—ENAUT, le Chien du Capitaine ; FEUILLET, la Fée, le Roman d'un jeune Homme pauvre ; LABICHE, Voyage de M. Perrichon.

1899.—DE MAISTRE, Voyage autour de ma Chambre ; LABICHE, la Grammaire ; ERCKMANN-CHATRIAN, Madame Thérèse ; LABICHE, la Poudre aux Yeux.

#### *German.*

1898.—HAUFF, das Kalte Herz, Kalif Storch ; EICHENDORFF, Aus dem Leben eines Taugenichts ; WILHELMI, Einer muss heiraten ; BENEDIX, Eigensinn.

1899.—LEANDER, Träumereien (selected by Van Daell) ; FREYTAG, die Journalisten ; GERSTACKER, Germalshausen.



CIRCULAR TO INSPECTORS AND HIGH SCHOOL PRINCIPALS.

GENTLEMEN,—I have the honor to inform you that for the academic year 1897-8 the following modifications are made in the Revised Regulations ;

PUBLIC SCHOOL LEAVING EXAMINATIONS

This examination will be conducted in 1898 by the High School Entrance Board of Examiners, and on the same course of study and under the same Regulations as in 1897. Botany will, therefore, not be required, and Physiology and Temperance will, as formerly, be one of the subjects of Examination. High School pupils are not eligible to write at this examination.

FIRST FORM EXAMINATION.

This examination, which is open to all pupils, will be conducted as heretofore, the course embracing Reading, Writing and Bookkeeping, Drawing, Geography, and Botany. First Form Certificates will have the same qualifying value for Teachers' certificates as Public School Leaving certificates.

JUNIOR AND SENIOR LEAVING.

Regulation 46 is amended so as to allow at the Form III. examination for Junior Leaving the following options :—

- (a) French and Greek.
- (b) German and Greek.
- (c) French, German, and Chemistry.
- (d) French, Physics, and Chemistry.
- (e) German, Physics, and Chemistry.
- (f) Botany, Physics, and Chemistry.

The obligatory subjects of Form III. for Junior Leaving are as already prescribed viz :—English Composition, English Literature, Ancient History, Algebra, Geometry and Latin.

Regulation 47 is amended so as to allow at the Form IV. examination for Senior Leaving the following options :—

- (a) French and Greek.
- (b) German and Greek.
- (c) French and German.
- (d) French and Chemistry.
- (e) German and Chemistry.
- (f) Biology and Chemistry.

The obligatory subjects of Form IV. for Senior leaving are as already prescribed, viz :—English Composition, English Literature, Algebra, Geometry, Trigonometry, English and Ancient History, Physics, and Latin.

Candidates for Junior and Senior Leaving standing will be required to make 50 per cent. of the aggregate marks allowed in the subjects prescribed in each of the Forms or parts of Forms as well as one-third in each subject ; 67 per cent. of the aggregate will be required for honors.

The examinations in Botany and Biology in Forms III. and IV. will be equal in difficulty as near as may be to the examinations in the language or languages for which Botany and Biology are taken as options.

These modifications, it will be understood, make no change in the course or the percentages required by the University for matriculation.

SPECIALISTS.

The temporary provisions defined in Circular 2 for obtaining specialists' non-professional standing will be continued in 1898 to those who were candidates under the Regulations set forth in that circular. For all other candidates the provisions of the Revised Regulations (section 51) will govern.

## NORMAL COLLEGE.

Candidates entering the Normal College in October of this year or those writing at the final examination in December of this year, may, if they prefer, take the course in Methods set forth in Circular 9. After December, 1897, every candidate for the Normal College examination will be required to take the regular course of training at that institution.

EDUCATION DEPARTMENT,  
TORONTO, August, 1897.

## DEPARTMENTAL REGULATIONS.

*Approved August 17th, 1897.*

TEXT-BOOKS AUTHORIZED FOR USE IN PUBLIC SCHOOLS, HIGH SCHOOLS, AND  
TRAINING SCHOOLS.

1. The text-books named in Schedule "A" shall be the authorized text-books for Public Schools. Pupils taking any optional subject in the Public School course may use the text-book authorized in such optional subject. The text books in French and German are authorized only for Schools where the French and German language prevails, and where the Trustees, with the approval of the Inspector, require French or German to be taught in addition to English.

2. The text-books named in Schedule "B" shall be the only authorized text-books in High Schools and Collegiate Institutes for the course of study prescribed in Form I., II., and III. At the option of the Principal and High School Board books authorized for use in the Public Schools may be used in Form I.

3. The text-books named in Schedule "C" shall be the authorized text-books for Model Schools, Normal Schools and the Ontario Normal College.

4. The text-books in Schedule "D" used in any school on the 1st July, 1897, and recommended by resolution of the trustees to be continued in use, shall be deemed as authorized in such schools until further notice.

5. For religious instruction, either the Sacred Scriptures or the Scripture Readings adopted by the Education Department, shall be used as prescribed by the Regulations of the Education Department.

## PUBLIC SCHOOLS. (SCHEDULE A.)

First Reader, Part I.....	\$0 10
First Reader, Part II.....	0 15
Second Reader.....	0 20
Third Reader.....	0 30
Fourth Reader.....	0 40
High School Reader.....	0 50
Public School Arithmetic.....	0 25
Public School Algebra and Euclid.....	0 25
Public School Geography.....	0 75
Public School Grammar.....	0 25
Public School History of England and Canada.....	0 30
History of the Dominion of Canada, Clement (for Fifth Form)	0 50
Public School Drawing Course—each number.....	0 05
Public School Physiology and Temperance.....	0 25
Public School Writing Course.....	0 07

*French-English Readers.*

First Reader, Part I .....	\$0 10
First Reader Part II .....	0 15
Second Reader.....	0 25
Third Reader.....	0 35

*German-English Readers.*

Ahn's First German Book.....	\$0 25
“ Second “ .....	0 45
“ Third “ .....	0 45
“ Fourth “ .....	0 50
“ First German Reader.....	0 50

## HIGH SCHOOLS AND COLLEGIATE INSTITUTES. (SCHEDULE B.)

*English.*

High School Reader.....	\$0 50
High School English Grammar.....	0 75
High School English Composition..	0 50
High School Composition from Models.....	0 75

*History and Geography.*

High School Geography.....	\$1 00
High School History of England and Canada.....	0 65
High School History of Greece and Rome.....	0 75
History of the Dominion of Canada, Clement.....	0 50

*Mathematics.*

High School Arithmetic.....	\$0 60
High School Algebra .....	0 75
Elements of Algebra, McLellan.....	0 75
High School Euclid (Books I., II., III., 50 cents)..	0 75

*Classics*

First Latin Book .....	\$1 00
Primary Latin Book .....	1 00
High School Beginner's Greek Book.....	1 50

*Moderns.*

High School French Grammar.....	\$0 75
High School French Reader.....	0 50
High School German Grammar .....	0 75
High School German Reader .....	0 50

*Science.*

High School Physical Science, Part I. 50 cents; Part II. ....	\$0 75
High School Botanical Note Book, Part I. 50 cents; Part II..	0 60
High School Botany, Part II.....	0 50
High School Chemistry.....	0 50

*Bookkeeping and Drawing.*

High School Bookkeeping .....	\$0 65
High School Drawing Course, each number.....	0 10

## TRAINING SCHOOLS. (SCHEDULE C.)

*County Model Schools.*

School Management, Millar .....	\$1 00
School Management, Baldwin (Canadian Edition) .....	0 75
Public School Physiology and Temperance .....	0 25
Psychology applied to Teaching, Baldwin .....	1 50
Public School Agriculture .....	0 40

*Normal Schools.*

Outline Study of Man, Hopkins .....	\$1 25
Lectures on Teaching, Fitch .....	1 00
School Management, Millar .....	1 00
School Management, Baldwin .....	0 75
Educational Reformers, Quick .....	1 25
Applied Psychology, McLellan .....	1 00
First Year at School, Sinclair .....	0 50
Infantry Drill as revised by Her Majesty's Command (last edi.)	0 40
Hints on Teaching Arithmetic, McLean .....	0 50

*Ontario Normal College.*

Applied Psychology, McLellan .....	\$1 00
Education, Spencer .....	0 50
School Management, Millar .....	1 00
School Management, Landon .....	1 50
Educational Reformers, Quick .....	1 25
Infantry Drill (latest edition) .....	0 40
Physical Culture, Houghton .....	0 50
Physical Education, McLaren, Part II ; Sections I. and III..	2 00

## (SCHEDULE D.)

Green's Short History of the English People .....	\$1 50
Jeffers' History of Canada (Primer) .....	0 30
Todhunter's Euclid (Books I, II and III, 40 cents) .....	0 75
Bradley's Arnold's Latin Prose .....	1 25
Public School Music Reader .....	0 40
High School Music Reader .....	0 75
Goodwin's Greek Grammar .....	1 25
Harkness' First Greek Book .....	0 90
Public School Agriculture .....	0 40
Schmitz's History of Greece and Rome .....	0 75
Fasquelles Sykes' Lesson in French .....	0 75
Les Grandes, Inventions Modernes .....	0 50

## TEACHERS' READING COURSE FOR 1898. (SCHEDULE E.)

Teaching the Language-Arts, Hinsdale .....	\$1 00
Education of the Greek People, Davidson .....	1 50
The old Régime in Canada under Louis XIV., Parkman .....	1 50

Candidates for admission to the Normal Schools in August, 1898, and in January, 1899, will be examined on the books in the Teachers' Reading Course as above.

## MEMORANDUM.

## COUNTY MODEL SCHOOLS.

*Directions to Boards of Examiners.*

1. The attention of Boards is directed to the provisions of Regulations (57-65) and to the information in the Model School Calendar.

2. If a Primary, Junior Leaving, or Senior Leaving Certificate is not presented, Regulations (45-49) will show the certificates that give the equivalent standing. It will be understood that a Form I, a Commercial, or a District Certificate, is accepted in lieu of a Public School Leaving Certificate and that a Form II Certificate or a Primary Certificate granted in 1896 covers a Part I of Form II Certificate.

3. Renewals (Regulations 87) are now limited to the County and cannot be endorsed for another County. It is presumed that each Board will consider the interests of the schools of the County. If Renewals are granted, the grounds in each case should be stated. The Renewals granted will include any certificate "extended" as provided for in the same Regulation.

4. It is recommended that a Renewal be granted, if requested, in the case of any certificate expired when the candidate made application to attend the Normal School but was informed that no more students could be admitted on account of lack of accommodation.

5. It will be the duty of the Board (Regulation 59) to grant no certificate to a candidate who will not be 18 years of age before the first of January next.

6. Answer papers with the Model School Principal's report, are to be retained by the Board. The former may be destroyed after the first of March following.

7. The Board is requested to fill out the Official Report with all details asked for, and to forward it to the Education Department *not later than* the 31st of December.

Toronto, October, 1897.

## APPORTIONMENT OF THE LEGISLATIVE PUBLIC SCHOOL GRANT FOR 1897.

The apportionment of the grant to the several municipalities is based upon the latest Returns of Population for the year 1896, and the division between the Public and Separate Schools on the average attendance of that year, as reported by the Inspectors, Public School Boards, and Separate School Trustees respectively.

While the Separate Schools will receive their portion of the grant direct from the Department, that of the Public Schools will be paid, according to the schedule, through the respective County, City, Town and Village Treasurers.

The grant formerly made by County Councils as the equivalent of the Government grant has been dispensed with. The original intention of this grant was that it should be levied by uniform rate over the whole county. In practice, however, it was found in almost every case to be levied on the township, and thus as a matter of fact was a township rather than a county grant. Under the School Act of 1896 township councils are authorized to levy the sum of \$50 for each school, in addition to the sum of \$100 which they were authorized to raise under the Act of 1891. As the sum formerly levied by the county amounted to over \$30 per school, the increased contribution made by the township is less than \$20 in excess of what it formerly was. As the law now stands, every township council is required to raise \$15 for every school in the township. In the case of schools with an assistant teacher, \$100 additional is required for such teacher.

EDUCATION DEPARTMENT,  
TORONTO, May, 1897.

## PUBLIC SCHOOL APPORTIONMENT TO COUNTIES FOR 1897.

## 1. COUNTY OF BRANT.

<i>Municipalities.</i>	<i>Apportionment.</i>
Brantford .....	\$677 00
Burford .....	565 00
Dumfries, South .....	340 00
Oakland .....	97 00
Onondaga .....	148 00
Total .....	\$1,827 00

## 2. COUNTY OF BRUCE.

Albemarle .....	\$185 00
Amabel .....	358 00
Arran .....	328 00
Brant .....	537 00
Bruce .....	381 00
Carrick .....	426 00
Culross .....	284 00
Eastnor .....	188 00
Elderslie .....	308 00
Greenock .....	289 00
Huron .....	457 00
Kincardine .....	389 00
Kimloss .....	286 00
Lindsay and St. Edmunds .....	89 00
Saugeen .....	182 00
Total .....	\$4,687 00

## 3. COUNTY OF CARLETON.

Fitzroy .....	\$205 00
Gloucester .....	435 00
Goulbourn .....	318 00
Gower, North .....	275 00
Huntley .....	268 00
March .....	106 00
Marlborough .....	202 00
Nepean .....	442 00
Osgoode .....	512 00
Torbolton .....	119 00
Total .....	\$2,882 00

## 4. COUNTY OF DUFFERIN.

Amaranth .....	\$335 00
Garafraxa, East .....	262 00
Luther, East .....	285 00
Melancthon .....	472 00
Mono .....	415 00
Mulmur .....	405 00
Total .....	\$2,174 00

## 5. COUNTY OF ELGIN.

<i>Municipalities.</i>	<i>Apportionment.</i>
Aldbrough .....	\$601 00
Bayham .....	438 00
Dorchester, South .....	190 00
Dunwich .....	372 00
Malahide .....	453 00
Southwold .....	508 00
Yarmouth .....	608 00
Total .....	\$3,170 00

## 6. COUNTY OF ESSEX.

Anderdon .....	\$202 00
Colchester, North .....	275 00
"    South .....	264 00
Gosfield, North .....	210 00
"    South .....	251 00
Maidstone .....	311 00
Malden .....	129 00
Mersea .....	472 00
Pelee Island .....	77 00
Rochester .....	289 00
Sandwich, East .....	195 00
"    West .....	264 00
"    South .....	198 00
Tilbury, North .....	264 00
"    West .....	289 00
Total .....	\$3,690 00

## 7. COUNTY OF FRONTENAC.

Barrie .....	\$ 78 00
Bedford .....	183 00
Clarendon and Miller .....	102 00
Hinchinbrooke .....	158 00
Howe Island .....	6 00
Kennebec .....	161 00
Kingston .....	349 00
Loughborough .....	206 00
Olden .....	127 00
Oso .....	130 00
Palmerston and Canonto .....	119 00
Pittsburg .....	290 00
Portland .....	245 00
Storington .....	241 00
Wolfe Island .....	122 00
Total .....	\$2,517 00

## 8. COUNTY OF GREY.

Artemesia .....	\$446 00
Bentinck .....	627 00
Collingwood .....	459 00
Derby .....	246 00
Egremont .....	418 00
Euphrasia .....	403 00
Glenelg .....	294 00
Holland .....	414 00

## PUBLIC SCHOOL APPORTIONMENT TO COUNTIES FOR 1897.

## 8. COUNTY OF GREY.

<i>Municipalities.</i>	<i>Apportionment.</i>
Keppel .....	\$420 00
Normanby .....	564 00
Osprey .....	413 00
Proton .....	371 00
Sarawak .....	159 00
St. Vincent .....	366 00
Sullivan .....	459 00
Sydenham .....	448 00
Total .....	\$6,507 00

## 9. COUNTY OF HALDIMAND.

Canborough .....	\$125 00
Cayuga, North .....	202 00
"    South .....	104 00
Dunn .....	113 00
Moulton .....	222 00
Oneida .....	193 00
Rainham .....	207 00
Seneca .....	249 00
Sherbrooke .....	51 00
Walpole .....	395 00
Total .....	\$1,811 00

## 10. COUNTY OF HALIBURTON.

Anson and Hindon .....	\$ 33 00
Cardiff .....	73 00
Dudley, Dysart, Harcourt, Harburn Guilford .....	125 00
Glamorgan .....	65 00
Livingstone .....	6 00
Lutterworth .....	57 00
McClintock .....	7 00
Minden .....	151 00
Monmouth .....	65 00
Nightingale .....	1 00
Sherbourne .....	18 00
Snowden .....	100 00
Stanhope .....	54 00
Total .....	\$755 00

## 11. COUNTY OF HALTON.

Esquesing .....	\$482 00
Nassagaweya .....	324 00
Nelson .....	369 00
Trafalgar .....	453 00
Total .....	\$1,619 00

## 12. COUNTY OF HASTINGS.

<i>Municipalities.</i>	<i>Apportionment.</i>
Carlow .....	\$ 69 00
Dungannon .....	103 00
Elzevir and Grimsthorpe .....	177 00
Faraday .....	109 90
Hungerford .....	432 00
Huntingdon .....	307 00
McClure, Wicklow and Bangor .....	89 00
Herschel and Monteagle .....	206 00
Madoc .....	316 00
Marmorata and Lake .....	243 00
Mayo .....	60 00
Rawdon .....	415 00
Sidney .....	520 00
Thurlow .....	606 00
Tudor and Cashel .....	107 00
Limerick .....	60 00
Wollaston .....	88 00
Tyendinaga .....	384 00
Total .....	\$4,291 00

## 13. COUNTY OF HURON.

Ashfield .....	\$364 00
Colborne .....	229 00
Goderich .....	311 00
Grey .....	446 00
Hay .....	432 00
Howick .....	542 00
Hullett .....	349 00
McKillop .....	335 00
Morris .....	375 00
Stanley .....	278 00
Stephen .....	460 00
Tuckersmith .....	326 00
Turnberry .....	293 00
Usborne .....	304 00
Wawanosh, East .....	236 00
"    West .....	247 00
Total .....	\$5,527 00

## 14. COUNTY OF KENT.

Camden .....	\$318 00
Chatham .....	627 00
Dover .....	534 00
Harwich .....	559 00
Howard .....	378 00
Orford .....	352 00
Raleigh .....	448 00
Romney .....	216 00
Tilbury, East .....	359 00
Zone .....	150 00
Total .....	\$3,941 00

## PUBLIC SCHOOL APPORTIONMENT TO COUNTIES FOR 1897.

## 15. COUNTY OF LAMBTON.

<i>Municipalities.</i>	<i>Apportionment.</i>
Bosanquet .....	\$307 00
Brooke .....	412 00
Dawn .....	379 00
Emiskillen .....	566 00
Euphemia .....	277 00
Moore .....	511 00
Plympton .....	456 00
Sarnia .....	270 00
Sombra .....	420 00
Warwick .....	456 00
Total .....	\$4,054 00

## 16. COUNTY OF LANARK.

Bathurst .....	\$320 00
Beckwith .....	209 00
Burgess, North .....	48 00
Dalhousie and Sherbrooke, North .....	245 00
Darling .....	92 00
Drummond .....	245 00
Elmsley, North .....	124 00
Lanark .....	217 00
Lavant .....	84 00
Montague .....	264 00
Pakenham .....	224 00
Ramsay .....	265 00
Sherbrooke, South .....	115 00
Total .....	\$2,452 00

## 17. COUNTY OF LEEDS.

Bastard and Burgess, South .....	\$374 00
Crosby, North .....	138 00
“ South .....	218 00
Elizabethtown .....	480 00
Elmsley, South .....	100 00
Kitley .....	255 00
Leeds and Lansdowne, Front .....	379 00
“ “ Rear .....	281 00
Yonge and Escott, Rear .....	140 00
Yonge, Front and Escott .....	306 00
Total .....	\$2,671 00

## 17(a) COUNTY OF GRENVILLE.

Augusta .....	\$479 00
Edwardsburg .....	433 00
Gower, South .....	98 00
Oxford, Rideau .....	379 00
Wolford .....	234 00
Total .....	\$1,623 00

## 18. COUNTY OF LENNOX AND ADDINGTON.

<i>Municipalities.</i>	<i>Apportionment.</i>
Adolphustown .....	\$ 63 00
Amherst Island .....	111 00
Anglesea, Eftingham and Kaladar .....	141 00
Camden, East .....	513 00
Denbigh, Abinger and Ashley .....	121 00
Ernestown .....	380 00
Fredericksburg, North .....	179 00
“ South .....	115 00
Richmond .....	279 00
Sheffield .....	228 00
Total .....	\$2,130 00

## 19. COUNTY OF LINCOLN.

Caistor .....	\$234 00
Clinton .....	244 00
Gainsborough .....	285 00
Grantham .....	227 00
Grimby, North .....	139 00
“ South .....	176 00
Louth .....	206 00
Niagara .....	221 00
Total .....	\$1,732 00

## 20. COUNTY OF MIDDLESEX

Adelaide .....	\$282 00
Biddulph .....	278 00
Caradoc .....	475 00
Delaware .....	190 00
Doncaster, North .....	436 00
Ekfrid .....	340 00
Lobo .....	344 00
London .....	1,090 00
McGillivray .....	356 00
Metcalfe .....	195 00
Mosa .....	334 00
Nissouri, West .....	315 00
Westminster .....	574 00
Williams, East .....	190 00
“ West .....	172 00
Total .....	\$5,571 00

## 21. COUNTY OF NORFOLK.

Charlotteville .....	\$423 00
Houghton .....	234 00
Middleton .....	325 00
Townsend .....	479 00
Walsingham, North .....	277 00
“ South .....	251 00
Windham .....	444 00
Woodhouse .....	255 00
Total .....	\$2,688 00



## PUBLIC SCHOOL APPORTIONMENT TO COUNTIES FOR 1897.

## 22. COUNTY OF NORTHUMBERLAND.

<i>Municipalities</i>	<i>Apportionment.</i>
Alnwick .....	\$134 00
Brighton .....	337 00
Cramahe .....	321 00
Haldimand .....	455 00
Hamilton .....	525 00
Monaghan, South .....	118 00
Murray .....	327 00
Percy .....	378 00
Seymour .....	388 00
Total .....	\$2,983 00

## 22 (a). COUNTY OF DURHAM.

Cartwright .....	\$236 00
Cavan .....	338 00
Clarke .....	542 00
Darlington .....	555 00
Hope .....	463 00
Manvers .....	408 00
Total .....	\$2,532 00

## 23. COUNTY OF ONTARIO.

Brock .....	\$435 00
Mara .....	135 00
Pickering .....	656 00
Rama .....	168 00
Reach .....	478 00
Scott .....	285 00
Seugog Island .....	63 00
Thorah .....	192 00
Uxbridge .....	346 00
Whitby, East .....	341 00
Whitby .....	295 00
Total .....	\$3,394 00

## 24. COUNTY OF OXFORD

Blandford .....	\$206 00
Blenheim .....	596 00
Dereham .....	429 00
Nissouri, East .....	346 00
Norwich, North .....	278 00
"    South .....	310 00
Oxford, North .....	165 00
"    East .....	245 00
"    West .....	253 00
Zorra, East .....	511 00
"    West .....	334 00
Total .....	\$3,673 00

## 25. COUNTY OF PEEL.

Albion .....	\$341 00
Caledon .....	530 00
Chinguacousy .....	519 00
Gore of Toronto .....	115 00
Toronto .....	676 00
Total .....	\$2,141 00

## 26. COUNTY OF PERTH.

<i>Municipalities.</i>	<i>Apportionment.</i>
Blanchard .....	\$342 00
Downie .....	331 00
Easthope, North .....	295 00
"    South .....	241 00
Ellice .....	391 00
Elma .....	510 00
Fullarton .....	279 00
Hibbert .....	256 00
Logan .....	338 00
Mornington .....	340 00
Wallace .....	367 00
Total .....	\$3,690 00

## 27. COUNTY OF PETERBOROUGH.

Anstruther .....	\$ 31 00
Asphodel .....	201 00
Belmont .....	209 00
Burleigh .....	48 00
Cavendish .....	18 00
Chandos .....	89 00
Douro .....	248 00
Dummer .....	260 00
Ennismore .....	98 00
Galway .....	111 00
Harvey .....	128 00
Methuen .....	28 00
Monaghan, North .....	116 00
Otonabee .....	437 00
Smith .....	341 00
Total .....	\$2,363 00

## 28. COUNTY OF PRESCOTT.

Alfred .....	\$ 46 00
Caledonia .....	124 00
Hawkesbury, East .....	309 00
"    West .....	224 00
Longueuil .....	30 00
Plantagenet, North .....	350 00
"    South .....	255 00
Total .....	\$1,338 00

## 28 (a). COUNTY OF RUSSELL.

Cambridge .....	\$197 00
Clarence .....	187 00
Cumberland .....	316 00
Russell .....	199 00
Total .....	\$899 00

## PUBLIC SCHOOL APPORTIONMENT TO COUNTIES FOR 1897.

## 29. COUNTY OF PRINCE EDWARD.

<i>Municipalities.</i>	<i>Apportionment.</i>
Ameliastburg .....	\$385 00
Athol .....	124 00
Hallowell .....	375 00
Hillier .....	217 00
Marysburg, North .....	157 00
" South .....	178 00
Sophiasburg .....	228 00
Total .....	\$1,664 00

## 30. COUNTY OF RENFREW.

Admaston .....	\$261 00
Alcona, South .....	105 00
Alice and Fraser .....	225 00
Bagot and Blithfield .....	178 00
Brougham .....	54 00
Bromley .....	189 00
Brudenell and Lynedoch .....	164 00
Grattan .....	202 00
Griffith and Matawatchan .....	62 00
Hagarty, Jones, Sherwood, Richards and Burns .....	241 00
Head, Clara and Maria .....	65 00
Horton .....	183 00
McNab .....	436 00
Pembroke .....	86 00
Petewawa .....	116 00
Radcliffe and Raglan .....	121 00
Rolph, Wylie, McKay, Buchanan .....	117 00
Ross .....	346 00
Sebastopol .....	86 00
Stafford .....	102 00
Westmeath .....	415 00
Wilberforce and Alcona, North .....	286 00
Total .....	\$4,040 00

## 31. COUNTY OF SIMCOE.

Adjala .....	\$228 00
Essa .....	502 00
Flos .....	412 00
Gwillimbury, West .....	297 00
Innisfil .....	473 00
Matchedash .....	50 00
Medonte .....	459 00
Nottawasaga .....	724 00
Orillia .....	450 00
Oro .....	497 00
Sunnidale .....	293 00
Tay .....	463 00
Tiny .....	383 00
Tecumseth .....	428 00
Tossorontio .....	199 00
Vespra .....	335 00
Total .....	\$6,193 00

## 32. COUNTY OF STORMONT.

<i>Municipalities.</i>	<i>Apportionment.</i>
Cornwall .....	\$551 00
Finch .....	331 00
Osnabruk .....	594 00
Roxborough .....	465 00
Total .....	\$1,940 00

## 32 (a) COUNTY OF DUNDAS.

Matilda .....	\$472 00
Mountain .....	370 00
Williamsburg .....	474 00
Winchester .....	383 00
Total .....	\$1,699 00

## 32 (b) COUNTY OF GLENGARRY.

Charlottenburg .....	\$589 00
Kenyon .....	490 00
Lancaster .....	406 00
Lochiel .....	437 00
Totals .....	\$1,922 00

## 33. COUNTY OF VICTORIA.

Bexley .....	\$106 00
Carden .....	93 00
Dalton .....	58 00
Eldon .....	353 00
Emily .....	255 00
Fencoln .....	293 00
Laxton, Digby and Longford .....	100 00
Mariposa .....	467 00
Ops .....	308 00
Somerville .....	233 00
Verulam .....	239 00
Total .....	\$2,505 00

## 34. COUNTY OF WATERLOO.

Dumfries, North .....	\$273 00
Waterloo .....	795 00
Wellesley .....	487 00
Wilmot .....	603 00
Woolwich .....	527 00
Total .....	\$2,685 00

## 35. COUNTY OF WELLAND.

Bertie .....	\$387 00
Crowland .....	121 00
Humberstone .....	333 00
Pelham .....	313 00
Samford .....	263 00
Thorold .....	189 00
Wainfleet .....	331 00
Willoughby .....	120 00
Total .....	\$2,057 00

PUBLIC SCHOOL APPORTIONMENT TO COUNTIES FOR 1897.

36. COUNTY OF WELLINGTON.

<i>Municipalities.</i>	<i>Apportionment.</i>
Arthur .....	\$311 00
Eramosa .....	312 00
Erin .....	414 90
Garafraxa, West .....	341 00
Guelph .....	283 00
Luther, West .....	239 00
Maryborough .....	379 00
Minto .....	388 00
Nichol .....	216 00
Peel .....	492 00
Pilkington .....	177 00
Puslinch .....	437 00
<b>Total .....</b>	<b>\$3,989 00</b>

37. COUNTY OF WENTWORTH.

Ancaster .....	\$498 00
Barton .....	447 00
Beverley .....	530 00
Binbrook .....	176 00
Flamborough, East .....	307 00
“ West .....	356 00
Glanford .....	205 00
Saltfleet .....	361 00
<b>Total .....</b>	<b>\$2,880 00</b>

38. COUNTY OF YORK.

<i>Municipalities.</i>	<i>Apportionment.</i>
Etobicoke .....	\$440 00
Georgina .....	203 00
Gwillimbury, East .....	437 00
“ North .....	175 00
King .....	667 00
Markham .....	639 00
Scarborough .....	486 00
Vaughan .....	553 00
Whitchurch .....	475 00
York .....	958 00
<b>Total .....</b>	<b>\$5,033 00</b>

39. DISTRICTS.

Algoma...	{ Including Separate schools, but not towns and villages named in this list. }	\$35,000 00
Muskoka...		
Nipissing...		
Parry Sound		

APPORTIONMENT TO ROMAN CATHOLIC SEPARATE SCHOOLS FOR 1897,  
PAYABLE THROUGH THIS DEPARTMENT.

<i>School Sections.</i>	<i>Apportionment.</i>	<i>School Sections.</i>	<i>Apportionment.</i>
Adjala .....	10 \$ 13 00	Bonfield, 1A, 1B, 2, 4 (District of Nipissing) .....	.....
Alfred .....	3 17 00	Brant (with 3 Greenock) .....	2 \$8 00
“ .....	6 27 00	Brighton .....	1 (15) 7 00
“ 7 (with 8, Plantagenet, South) .....	12 00	Bromley .....	4 22 00
“ .....	7 37 00	“ .....	6 24 00
“ .....	8 29 00	Brougham .....	1 14 00
“ .....	9 39 00	Burgess North .....	2 31 00
“ .....	10 82 00	“ .....	4 20 00
“ .....	11 21 00	“ .....	6 11 00
“ .....	12 35 00	Caledonia .....	3, 4 and 10 17 00
“ .....	13 29 00	“ 5 (with 7 Plantagenet, S) .....	18 00
“ .....	14 12 00	“ .....	12 48 00
“ .....	15 To be apportion'd	Cambridge .....	3 22 00
Admaston .....	4 26 00	“ .....	4 26 00
Anderdon .....	2, 5 and 8 34 00	“ .....	5 25 00
“ .....	3 and 4 20 00	“ .....	6 and 7 50 00
Artemesia .....	6 4 00	Carrick .....	1 37 00
Arthur .....	6 36 00	“ (with 1 Culross) .....	1 59 00
“ .....	10 25 00	“ .....	2 11 00
Ashfield .....	2 58 00	Carrick (with 2 Culross) .....	2 \$ 16 00
Asphodel .....	4 21 00	“ .....	14 81 00
Augusta .....	15 25 00	Charlottenburg .....	15 30 00
Biddulph .....	6 25 00	Clarence .....	5 72 00
“ .....	9 (with 1 McGillivray) 10 00		

APPORTIONMENT TO ROMAN CATHOLIC SEPARATE SCHOOLS FOR 1897.  
PAYABLE THROUGH THIS DEPARTMENT.

<i>School Sections.</i>	<i>Apportionment.</i>	<i>School Sections.</i>	<i>Apportionment.</i>
Clarence . . . . .	6	Holland, etc. . . . .	3
“ . . . . .	8	Hullett . . . . .	2
“ . . . . .	11	Keewatin . . . . .	1 (see District of Algoma)
“ . . . . .	12	Kingston . . . . .	8
“ . . . . .	13	Lancaster . . . . .	14
“ . . . . .	14	Lochiel . . . . .	12A
“ . . . . .	16	“ . . . . .	12B
“ . . . . .	19	Longueuil, West . . . . .	2
“ . . . . .	20	“ . . . . .	4A
“ . . . . .	21	“ . . . . .	4B To be appor't'd
Cornwall . . . . .	1	“ . . . . .	7
“ . . . . .	16	Loughboro' . . . . .	2
Crosby, North . . . . .	4	“ . . . . .	10
“ . . . . .	7	Maidstone . . . . .	1
Culross (with 1 Carrick)	1	“ . . . . .	4 (with Rochester)
“ . . . . .	2	Malden . . . . .	3A
Cumberland . . . . .	10	“ . . . . .	3B
“ . . . . .	11	Mara . . . . .	3
“ . . . . .	13	March . . . . .	3
“ . . . . .	14	Marmora and Lake . . . . .	1
Downie . . . . .	9	Matawatchan . . . . .	3
Edwardsburg . . . . .	2	Moore . . . . .	3, 4 and 5
Ellice . . . . .	7	Mornington . . . . .	4
Ferris . . . . .	3	McGillivray . . . . .	1 (with 9 Biddulph)
“ . . . . .	4	McKillop . . . . .	1
Finch . . . . .	5	Nepean . . . . .	7
Flamborough, West . . . . .	2	“ . . . . .	15
Greenock . . . . .	3 (with 2 Brant)	Nichol . . . . .	1
Glenelg . . . . .	5	Normanby . . . . .	5
“ . . . . .	7	“ . . . . .	10
Gloucester . . . . .	1 (with 3, Osgoode)	Osgoode . . . . .	1
“ . . . . .	4, 5 and 12	“ . . . . .	2 (15)
“ . . . . .	14	“ . . . . .	3 (with 1 Gloucester)
“ . . . . .	15	Papineau . . . . .	1 (see District of Nipissing)
“ . . . . .	17	“ . . . . .	2B
“ . . . . .	20	Peel . . . . .	8
“ . . . . .	22	“ . . . . .	12
“ . . . . .	25	Percy . . . . .	5
“ . . . . .	26	“ . . . . .	12 (with Seymour)
Hagarty . . . . .	4	Plantagenet, North . . . . .	4
Halldiamand . . . . .	2	Plantagenet, North . . . . .	7
“ . . . . .	14	“ . . . . .	8
“ . . . . .	21	“ . . . . .	9
Harwich . . . . .	9	“ . . . . .	12
Hawkesbury, East . . . . .	2	“ . . . . .	15
“ . . . . .	4	“ . . . . .	7
“ . . . . .	6	“ . . . . .	7 (with 6 Caledonia)
“ . . . . .	7	“ . . . . .	8
“ . . . . .	10	“ . . . . .	8 (with 7 Alfred)
“ . . . . .	11	Proton . . . . .	6
“ . . . . .	12	Raleigh . . . . .	4
“ . . . . .	15	“ . . . . .	5
“ . . . . .	16	“ . . . . .	6
Hawkesbury West . . . . .	4	Richmond . . . . .	10 and 17
Hay . . . . .	1	Rochester . . . . .	2 (with 4 Maidstone)
Hilbert . . . . .	(1) 3	Roxboro' . . . . .	12
Howe Island . . . . .	1	“ . . . . .	16
“ . . . . .	2	Russell . . . . .	1
“ . . . . .	3	“ . . . . .	4

APPORTIONMENT TO ROMAN CATHOLIC SEPARATE SCHOOLS FOR 1897,  
PAYABLE THROUGH THIS DEPARTMENT.

<i>School Sections.</i>	<i>Apportionment.</i>		<i>School Sections.</i>	<i>Apportionment.</i>	
Russell .....	6	\$71 00	Vespra .....	7	\$11 00
" .....	7	26 00	Waterloo .....	13	75 00
" .....	8	34 00	Wawanosh, West....	1	22 00
Sandwich, East ....	1	74 00	Wellesley .....	5	20 00
" .....	2	26 00	" .....	9 and 10	29 00
Sandwich, West....	6 and 9	27 00	" .....	11	78 00
Seymour .....	12 (with 12 Percy)	3 00	" .....	12	12 00
Sheffield .....	5	22 00	Westminister .....	12	15 00
Sombra .....	5	37 00	Widdifield .. 2 (see District of Nipissing)....		
Stafford .....	2	25 00	Williams, West .....	10	28 00
Stephen .....	6	40 00	Wilmot .....	15½	59 00
Springer .....	1 (see District of Nipissing)		Winchester .....	12 (with 1 Russell)	9 00
" .....	2		Windham .....	8	59 00
Sydenham .....	7	5 00	Wolfe Island .....	1	11 00
Tiny .....	2	91 00	" .....	2	15 00
Toronto Gore .....	6	20 00	" .....	4	40 00
Tyendinaga .....	18	24 00	Woolwich .....	10	33 00
" .....	20	29 00	Yonge and Escott R.	4	12 00
" .....	24	22 00	York .....	1	34 00
" .....	28	13 00			
" .....	30	14 00			
			Total .....		\$5,400 00

APPORTIONMENT TO CITIES, TOWNS AND VILLAGES FOR 1897.

CITIES.	Public Schools.	Separate Schools	Total.
	\$ c.	\$ c.	\$ c.
Belleville .....	1,061 00	255 00	1,316 00
Brantford .....	1,833 00	238 00	2,071 00
Chatham .....	938 00	177 00	1,115 00
Guclph .....	1,077 00	271 00	1,348 00
Hamilton .....	5,259 00	959 00	6,218 00
Kingston .....	1,755 00	506 00	2,261 00
London .....	3,840 00	545 00	4,385 00
Ottawa .....	3,196 00	3,288 00	6,484 00
St. Catharines .....	978 00	267 00	1,245 00
St. Thomas .....	1,254 00	131 00	1,385 00
Stratford .....	1,108 00	220 00	1,328 00
Toronto .....	19,521 00	2,895 00	22,416 00
Windsor .....	1,436 00		1,436 00
Total .....	43,256 00	9,752 00	53,008 00
TOWNS.			
Alliston .....	240 00		240 00
Almonte .....	360 00	136 00	496 00
Amherstburg .....	135 00	139 00	274 00
Arnprior .....	272 00	195 00	467 00
Aurora .....	214 00		214 00
Aylmer .....	272 00		272 00
Barrie .....	499 00	133 00	632 00

## APPORTIONMENT TO CITIES, TOWNS AND VILLAGES FOR 1897.

TOWNS.	Public Schools.		Separate Schools.		Total.	
	\$	c.	\$	c.	\$	c.
Berlin . . . . .	877	00	215	00	1,092	00
Blenheim . . . . .	200	00			200	00
Bothwell . . . . .	106	00			106	00
Bowmanville . . . . .	368	00			368	00
Bracebridge . . . . .	252	00			252	00
Brampton . . . . .	381	00			381	00
Brockville . . . . .	858	00	269	00	1,127	00
Carleton Place . . . . .	540	00			540	00
Clinton . . . . .	321	00			321	00
Cobourg . . . . .	402	00	124	00	526	00
Collingwood . . . . .	680	00			680	00
Cornwall . . . . .	350	00	420	00	770	00
Deseronto . . . . .	412	00			412	00
Dresden . . . . .	218	00			218	00
Dundas . . . . .	283	00	96	00	379	00
Durham . . . . .	158	00			158	00
Essex . . . . .	203	00			203	00
Forest . . . . .	196	00			196	00
Fort William . . . . .	199	00			199	00
Galt . . . . .	879	00	61	00	940	00
Gananoque . . . . .	455	00			455	00
Goderich . . . . .	430	00	43	00	473	00
Gore Bay . . . . .	157	00			157	00
Gravenhurst . . . . .	233	00			233	00
Harriston . . . . .	227	00			227	00
Ingersoll . . . . .	486	00	91	00	577	00
Kincardine . . . . .	333	00			333	00
Leamington . . . . .	241	00			241	00
Lindsay . . . . .	644	00	213	00	857	00
Listowel . . . . .	330	00			330	00
Little Current . . . . .	118	00			118	00
Mattawa . . . . .	58	00	157	00	215	00
Meaford . . . . .	239	00			239	00
Midland . . . . .	232	00			232	00
Mitchell . . . . .	270	00			270	00
Milton . . . . .	187	00			187	00
Mount Forest . . . . .	306	00			306	00
Napanee . . . . .	391	00			391	00
Newmarket . . . . .	233	00	35	00	268	00
Niagara . . . . .	150	00			150	00
Niagara Falls . . . . .	441	00	124	00	565	00
North Bay . . . . .	198	00	97	00	295	00
North Toronto . . . . .	196	00			196	00
Oakville . . . . .	208	00	26	00	234	00
Orangeville . . . . .	475	00			475	00
Orillia . . . . .	520	00	114	00	634	00
Oshawa . . . . .	448	00	52	00	500	00
Owen Sound . . . . .	848	00	122	00	970	00
Palmerston . . . . .	209	00			209	00
Parkhill . . . . .	156	00	32	00	188	00
Paris . . . . .	340	00	31	00	371	00
Parry Sound . . . . .	171	00			171	00
Pembroke . . . . .	334	00	248	00	582	00
Penetanguishene . . . . .	302	00			302	00

## APPORTIONMENT TO CITIES, TOWNS AND VILLAGES FOR 1897.

TOWNS.	Public	Separate	Total.
	Schools.	Schools.	
	\$ c.	\$ c.	\$ c.
Perth .....	324 00	92 00	416 00
Peterborough.....	952 00	423 00	1,375 00
Petrolia.....	544 00	.....	544 00
Picton.....	420 00	30 00	450 00
Port Arthur.....	280 00	100 00	380 00
Port Hope.....	578 00	.....	578 00
Prescott.....	228 00	137 00	365 00
Rat Portage.....	212 00	74 00	286 00
Renfrew.....	207 00	148 00	355 00
Ridgetown.....	296 00	.....	296 00
Sandwich.....	159 00	.....	159 00
Sarnia.....	711 00	80 00	791 00
Sault Ste. Marie.....	145 00	26 00	171 00
Seaforth.....	303 00	.....	303 00
Simcoe.....	348 00	.....	348 00
Smith's Falls.....	535 00	.....	535 00
Stayner.....	152 00	.....	152 00
Sturgeon Falls.....	38 00	73 00	111 00
St. Mary's.....	389 00	40 00	429 00
Strathroy.....	360 00	.....	360 00
Sudbury.....	87 00	102 00	189 00
Thessalon.....	75 00	.....	75 00
Thornbury.....	109 00	.....	109 00
Thorold.....	191 00	79 00	270 00
Tilsonburg.....	268 00	.....	268 00
Toronto Junction.....	556 00	.....	556 00
Trenton.....	381 00	159 00	540 00
Uxbridge.....	231 00	.....	231 00
Walkerton.....	308 00	104 00	412 00
Walkerville.....	141 00	.....	141 00
Wallaceburg.....	244 00	38 00	282 00
Waterloo.....	358 00	52 00	410 00
Wells.....	241 00	.....	241 00
Whitby.....	285 00	34 00	319 00
Warton.....	274 00	.....	274 00
Wingham.....	267 00	.....	267 00
Woodstock.....	1,108 00	.....	1,108 00
Total.....	32,746 00	4,964 00	37,710 00
<b>INCORPORATED VILLAGES.</b>			
Acton.....	166 00	.....	166 00
Ailsa Craig.....	88 00	.....	88 00
Alexandria.....	46 00	154 00	200 00
Allandale.....	123 00	.....	123 00
Alvinston.....	136 00	.....	136 00
Arkona.....	58 00	.....	58 00
Arthur.....	97 00	56 00	153 00
Athens.....	109 00	.....	109 00
Ayr.....	122 00	.....	122 00
Ashburnham.....	205 00	.....	205 00
Bath.....	54 00	.....	54 00
Bayfield.....	88 00	.....	88 00

## APPORTIONMENT TO CITIES, TOWNS AND VILLAGES FOR 1897.

INCORPORATED VILLAGES.	Public Schools.		Separate Schools.		Total.	
	\$	c.	\$	c.	\$	c.
Beamsville .....	102	00			102	00
Beaverton .....	103	00			103	00
Beeton .....	85	00			85	00
Belle River .....	66	00			66	00
Blyth.....	118	00			118	00
Bobcaygeon.....	112	00			112	00
Bolton.....	77	00			77	00
Bradford.....	115	00			115	00
Bridgeburg.....	170	00			170	00
Brighton.....	177	00			177	00
Brussels .....	149	00			149	00
Burk's Falls.....	83	00			83	00
Burlington.....	162	00			162	00
Caledonia .....	118	00			118	00
Campbellford.....	274	00			274	00
Cannington.....	146	00			146	00
Cardinal .....	128	00			128	00
Casselman .....	19	00	98	00	117	00
Cayuga .....	140	00			140	00
Chesley .....	219	00			219	00
Chesterville .....	100	00			100	00
Chippewa .....	63	00			63	00
Clifford.....	79	00			79	00
Colborne.....	131	00			131	00
Creemore .....	73	00			73	00
Delhi.....	103	00			103	00
Drayton .....	97	00			97	00
Dundalk.....	96	00			96	00
Dunnville.....	239	00			239	00
Lutton.....	94	00			94	00
East Toronto.....	163	00			163	00
Eganville.....	78	00	58	00	136	00
Elmira .....	136	00			136	00
Elora.....	138	00	22	00	160	00
Embro.....	81	00			81	00
Erin.....	64	00			64	00
Exeter.....	225	00			225	00
Fenelon Falls.....	156	00			156	00
Fergus.....	192	00	12	00	204	00
Fort Erie.....	114	00			114	00
Garden Island.....	40	00			40	00
Georgetown.....	184	00			184	00
Glencee .....	133	00			133	00
Grimsby .....	108	00			108	00
Hagersville.....	123	00			123	00
Hastings .....	63	00	33	00	96	00
Havelock .....	110	00			110	00
Hawkesbury.....	60	00	206	00	266	00
Hensall .....	113	00			113	00
Hespeler.....	259	00			259	00
Hintonburg.....	121	00	125	00	246	00
Holland Landing.....	53	00			53	00
Huntsville.....	156	00			156	00
Iroquois .....	132	00			132	00



## APPORTIONMENT TO CITIES TOWNS AND VILLAGES FOR 1897.

INCORPORATED VILLAGES.	Public	Separate	Total.
	School.	Schools.	
	\$ c.	\$ c.	\$ c.
Kemptville.....	163 00		163 00
Kingsville.....	162 00		162 00
Lakefield.....	140 00		140 00
Lanark.....	104 00		104 00
Lancaster.....	62 00		62 00
L'Orignal.....	123 00	28 00	151 00
London, West.....	246 00		246 00
Lucan.....	97 00		97 00
Lucknow.....	186 00		186 00
Madoc.....	153 00		153 00
Markdale.....	81 00		81 00
Markham.....	131 00		131 00
Maxville.....	72 00		72 00
Merrickville.....	132 00		132 00
Merritton.....	163 00	48 00	211 00
Millbrook.....	120 00		120 00
Milverton.....	78 00		78 00
Morrisburg.....	214 00		214 00
Newboro'.....	60 00		60 00
Newburg.....	77 00		77 00
Newbury.....	53 00		53 00
Newcastle.....	85 00		85 00
New Hamburg.....	148 00		148 00
Niagara Falls, South.....	177 00		177 00
Norwich.....	150 00		150 00
Norwood.....	133 00		133 00
Oil Springs.....	126 00		126 00
Omemece.....	77 00		77 00
Ottawa East.....	99 00		99 00
Paisley.....	146 00		146 00
Point Edward.....	166 00		166 00
Portsmouth.....	62 00	30 00	92 00
Port Carling.....	34 00		34 00
Port Colborne.....	122 00	22 00	144 00
Port Dalhousie.....	91 00	26 00	117 00
Port Dover.....	162 00		162 00
Port Elgin.....	178 00		178 00
Port Perry.....	190 00		190 00
Port Rowan.....	76 00		76 00
Port Stanley.....	75 00		75 00
Preston.....	217 00	46 00	263 00
Richmond.....	45 00		45 00
Richmond Hill.....	83 00		83 00
Rockland.....	26 00	138 00	164 00
Shelburne.....	180 00		180 00
Southampton.....	182 00		182 00
Springfield.....	53 00		53 00
Stirling.....	102 00		102 00
Stouffville.....	158 00		158 00
Streetsville.....	82 00		82 00
Sundridge.....	113 00		113 00
Sutton.....	76 00		76 00
Tara.....	89 00		89 00
Teeswater.....	144 00		144 00
Thamesville.....	107 00		107 00
Thedford.....	75 00		75 00

## APPORTIONMENT TO CITIES TOWNS AND VILLAGES FOR 1897.

INCORPORATED VILLAGES.	Public Schools.	Separate Schools.	Total.
	\$ c.	\$ c.	\$ c.
Tilbury .....	72 00	51 00	123 00
Tiverton .....	63 00	.....	63 00
Tottenham .....	68 00	.....	68 00
Tweed .....	88 00	26 00	114 00
Vienna .....	46 00	.....	46 00
Wallbridge .....	no report.	.....	no report.
Wardsville .....	42 00	.....	42 00
Waterdown .....	95 00	.....	95 00
Waterford .....	124 00	.....	124 00
Watford .....	172 00	.....	172 00
Wellington .....	67 00	.....	67 00
Weston .....	116 00	22 00	138 00
Winchester .....	124 00	.....	124 00
Woodbridge .....	94 00	.....	94 00
Woodville .....	73 00	.....	73 00
Wyoming .....	104 00	.....	104 00
Wroxeter .....	58 00	.....	58 00
Total .....	15,984 00	1,201 00	17,185 00

## SUMMARY OF APPORTIONMENT FOR 1897.

COUNTIES.	Public Schools.		Separate Schools.		Total.	
	\$	c.	\$	c.	\$	c.
1. Brant.....	1,827	00			1,827	00
2. Bruce.....	4,687	00	385	00	5,072	00
3. Carleton.....	2,882	00	382	00	3,264	00
4. Dufferin.....	2,174	00			2,174	00
5. Elgin.....	3,170	00			3,170	00
6. Essex.....	3,690	00	325	00	4,015	00
7. Frontenac.....	2,517	00	150	00	2,667	00
8. Grey.....	6,507	00	123	00	6,630	00
9. Haldimand.....	1,861	00			1,861	00
10. Haliburton.....	755	00			755	00
11. Halton.....	1,619	00			1,619	00
12. Hastings.....	4,291	00	112	00	4,403	00
13. Huron.....	5,527	00	186	00	5,713	00
14. Kent.....	3,941	00	111	00	4,052	00
15. Lambton.....	4,054	00	48	00	4,102	00
16. Lanark.....	2,452	00	62	00	2,514	00
17. Leeds and Grenville.....	4,294	00	110	00	4,404	00
18. Lennox and Addington.....	2,130	00	38	00	2,168	00
19. Lincoln.....	1,732	00			1,732	00
20. Middlesex.....	5,571	00	87	00	5,658	00
21. Norfolk.....	2,688	00	59	00	2,747	00
22. Northumberland and Durham.....	5,515	00	61	00	5,576	00
23. Ontario.....	3,394	00	34	00	3,428	00
24. Oxford.....	3,673	00			3,673	00
25. Peel.....	2,141	00	20	00	2,161	00
26. Perth.....	3,690	00	107	00	3,797	00
27. Peterborough.....	2,363	00	21	00	2,384	00
28. Prescott and Russell.....	2,237	00	1,868	00	4,105	00
29. Prince Edward.....	1,664	00			1,664	00
30. Renfrew.....	4,040	00	166	00	4,206	00
31. Simcoe.....	6,193	00	115	00	6,308	00
32. Stormont, Dundas and Glengarry.....	5,561	00	356	00	5,917	00
33. Victoria.....	2,505	00			2,505	00
34. Waterloo.....	2,685	00	306	00	2,991	00
35. Welland.....	2,057	00			2,057	00
36. Wellington.....	3,989	00	123	00	4,112	00
37. Wentworth.....	2,880	00	11	00	2,891	00
38. York.....	5,033	00	34	00	5,067	00
Total.....	127,989	00	5,400	00	133,389	00
39. Districts—						
(a) Algoma.....	} Exclusive of the towns and villages which ap- pear in the general list.	} 35,000	} Separate schools included in P. S. grant.	} 00	} 35,000	} 00
(b) Muskoka.....						
(c) Nipissing.....						
(d) Parry sound.....						
Total.....		35,000			35,000	00
GRAND TOTALS.						
COUNTIES.....	127,989	00	5,400	00	133,389	00
CITIES.....	43,256	00	9,752	00	53,008	00
TOWNS.....	32,746	00	4,964	00	37,710	00
VILLAGES.....	15,984	00	1,201	00	17,185	00
DISTRICTS.....	35,000	00			35,000	00
TOTALS.....	254,975	00	21,317	00	276,292	00

APPENDIX C.—PROVINCIAL NORMAL SCHOOLS.

1. TORONTO NORMAL SCHOOL.

1. *Staff of Toronto Normal School, 1897.*

Thomas Kirkland, M.A. . . . . Principal.  
 Wm. Scott, B.A. . . . . Vice-Principal.  
 A. C. Casselman . . . . . Drawing Master, and in Model School.  
 S. H. Preston . . . . . Music " "  
 Eugene Masson . . . . . French Teacher.  
 Sergt. T. Parr . . . . . Drill and Calisthenics.

2. *Students in Toronto Normal School, 1897.*

	Admitted.	
	Male.	Female.
First Session . . . . .	20	107
Second Session . . . . .	38	88
Total . . . . .	58	195

2. OTTAWA NORMAL SCHOOL.

1. *Staff of Ottawa Normal School, 1897.*

John A. MacCabe, LL.D. . . . . Principal.  
 S. B. Sinclair, B.A. . . . . Vice-Principal.  
 T. H. McGuirl, B.A. . . . . Drawing Master, and in Model School.  
 W. G. Workman . . . . . Music " "  
 H. McMeekin . . . . . Teacher of Elocution.  
 J. Flcury. . . . . French Teacher.  
 E. B. Cope . . . . . Clerk and Accountant, also Drill and Calis-  
 thenics Master, and in Model School.

2. *Students in Ottawa Normal School, 1897.*

	Admitted.	
	Male.	Female.
First Session . . . . .	23	71
Second Session . . . . .	45	55
Total . . . . .	68	126

## APPENDIX D.—INSPECTION OF SCHOOLS, 1896.

## I. PUBLIC SCHOOLS.

## I. List of Inspectors.

Name.	Jurisdiction.	Post Office.	*Salary.
M.J. Kelly, M.D., LL.B.	Brant; City of Brantford, Town of Paris...	Brantford.....	\$ c. 978 00
W. S. Clendening .....	Bruce, East; Towns of Walkerton, Warton, Villages of Chesley, Paisley, Tara.....	Walkerton....	1,270 00
Alexander Campbell ...	Bruce, West; Town of Kincardine, Villages of Lucknow, Port Elgin, Southampton, Teeswater, Tiverton.....	Kincardine....	1,330 00
Robert H. Cowley ...	Carleton; Villages of Hintonburg, Ottawa East, Richmond.....	Ottawa.....	1,610 00
Nathaniel Gordon.....	Dufferin; Town of Orangeville, Village of Shelburne.....	Orangeville ...	1,100 00
Arthur Brown.....	Dundas; Villages of Chesterville, Iroquois, Morrisburg, Winchester.....	Morrisburg....	1,035 00
W. E. Tilley, M.A.....	Durham, Towns of Bowmanville, Port Hope, Villages of Millbrook, Newcastle.....	Bowmanville ..	1,550 00
Welbern Atkin .....	Elgin; Town of Aylmer, Villages of Dutton, Port Stanley, Springfield, Vienna.....	St. Thomas ...	1,530 00
Theo. Girardot .....	Essex; No. 1; Town of Sandwich, Village of Belle River.....	Sandwich.....	1,000 00
D. A. Maxwell, M.A., LL.B., Ph.H.....	Essex, No. 2; City of Windsor, Towns of Amherstburg, Essex, Leamington, Walk- erville, Village of Kingsville.....	Amherstburg ..	1,105 00
William Spankie, M.B..	Frontenac; Villages of Garden Island, Ports- mouth.....	Kingston.....	1,495 00
Don'd McDiarmid, M.D.	Glengarry; Villages of Alexandria, Lan- caster, Maxville.....	Maxville.....	828 75
Andrew Grier .....	Grey, East; Town of Thornbury.....	Thornbury.....	960 00
Thomas Gordon .....	Grey, West; Town of Owen Sound.....	Owen Sound ..	1,178 00
N. W. Campbell.....	Grey, South; Towns of Durham, Meaford, Villages of Dundalk, Markdale.....	Durham.....	1,280 00
Clarke Moses.....	Haldimand; Villages of Caledonia, Cayuga, Dunnville, Hagersville.....	Caledonia.....	1,180 00
Benjamin J. M. Freer, M.A.....	Haliburton and North-east Muskoka; Vil- lages of Huntsville, Minden.....	Minden.....	1,135 00
J. S. Deacon .....	Halton; Towns of Milton, Oakville, Villages of Acton, Burlington, Georgetown....	Milton.....	1,392 50
William Mackintosh....	Hastings, North; Villages of Madoc, Stir- ling.....	Madoc.....	1,416 25
John Johnston .....	Hastings, South; City of Belleville, Towns of Deseronto, Trenton, Villages of Tweed, Wallbridge.....	Belleville.....	1,570 00
David Robb.....	Huron, North (E.); Towns of Clinton, Sea- forth, Wingham, Villages of Blyth, Brussels, Wroxeter.....	Clinton.....	1,386 25
J. E. Tom .....	Huron, South (W.); Town of Goderich, Vil- lages of Bayfield, Exeter.....	Goderich.....	1,468 75
Rev. W. H. G. Colles..	Kent, East; Towns of Bothwell, Ridgetown, Village of Thamesville.....	Chatham.....	1,040 00
Robert Park .....	Kent, West; Towns of Blenheim, Dresden, Wallaceburg, Village of Tilbury.....	Chatham.....	1,065 00

\*In some instances travelling expenses are included

*List of Inspectors.*

Name.	Jurisdiction.	Post Office.	Salary.
			\$ c.
C. A. Barnes . . . . .	Lambton, No. 1 ; Villages of Alvinston, Arkona, Thedford, Watford, Wyoming . . . . .	London . . . . .	1,243 00
John Brebner . . . . .	Lambton, No. 2 (W.); Towns of Petrolea, Sarnia, Villages of Oil Springs, Point Edward . . . . .	Sarnia . . . . .	1,305 00
F. L. Michell, M.A. . . . .	Lanark : Towns of Almonte, Carleton Place, Perth, Smith's Falls, Village of Lanark . . . . .	Perth . . . . .	1,850 00
Wm. Johnston, M.A. . . . .	Leeds, No. 1 ; Town of Gananoque, Villages of Athens, Newboro . . . . .	Athens . . . . .	1,130 00
Robert Kinney, M.D. . . . .	Leeds, No. 2 ; Town of Brockville . . . . .	Brockville . . . . .	1,050 00
T. A. Craig . . . . .	Leeds, No. 3, and Grenville ; Town of Prescott, Villages of Cardinal, Kemptville, Merrickville . . . . .	Kemptville . . . . .	1,020 00
Frederick Burrows . . . . .	Lennox and Addington ; Town of Napanee, Villages of Bath, Newburgh . . . . .	Napanee . . . . .	1,375 00
J. B. Grey . . . . .	Lincoln ; City of St. Catharines, Town of Niagara, Villages of Beamsville, Grimsby, Merriton, Port Dalhousie . . . . .	St. Catharines . . . . .	1,230 00
John Dearness . . . . .	Middlesex, East ; Villages of London West, Lucan . . . . .	London . . . . .	1,505 00
H. D. Johnson . . . . .	Middlesex, West ; Towns of Parkhill, Strathroy, Villages of Ailsa Craig, Glencoe, Newbury, Wardsville . . . . .	Strathroy . . . . .	1,220 00
J. J. Wadsworth, M.A., M.D. . . . .	Norfolk ; Town of Simcoe, Villages of Delhi, Port Dover, Port Rowan, Waterford . . . . .	Simcoe . . . . .	1,460 00
Albert Odell . . . . .	Northumberland ; Town of Cobourg, Villages of Brighton, Campbellford, Colborne, Hastings . . . . .	Cobourg . . . . .	1,565 00
James McBrien . . . . .	Ontario ; Towns of Uxbridge, Whitby, Villages of Beaverton, Cannington, Port Perry . . . . .	Prince Albert . . . . .	1,620 00
William Carlyle . . . . .	Oxford ; Towns of Ingersoll, Tilsonburg, Woodstock, Villages of Embro, Norwich . . . . .	Woodstock . . . . .	1,540 00
Allan Embury . . . . .	Peel ; Town of Brampton, Villages of Bolton, Streetsville . . . . .	Brampton . . . . .	1,200 00
William Alexander . . . . .	Perth ; City of Stratford, Towns of Listowel, Mitchell, St. Mary's, Village of Milverton . . . . .	Stratford . . . . .	1,575 00
J. C. Brown . . . . .	Peterborough ; Villages of Apsley, Ashburnham, Havelock, Lakefield, Norwood . . . . .	Peterborough . . . . .	1,320 00
W. J. Summerby . . . . .	Prescott and Russell ; Villages of Cassehan, Hawkesbury, L'Original, Rockland . . . . .	Russell . . . . .	1,100 00
Odilon Dufort (Assistant)	Prescott and Russell ; French Schools . . . . .	Curran . . . . .	500 00
G. D. Platt, B.A. . . . .	Prince Edward ; Town of Picton, Village of Wellington . . . . .	Picton . . . . .	945 00
R. G. Scott, B.A. . . . .	Renfrew ; Towns of Arnprior, Pembroke, Renfrew, Village of Eganville . . . . .	Pembroke . . . . .	2,060 00
J. C. Morgan, M.A. . . . .	Simcoe, North ; Towns of Barrie, Midland, Orillia, Penetanguishene . . . . .	Barrie . . . . .	1,300 00
Rev. Thomas McKee . . . . .	Simcoe, South ; Towns of Alliston, Stayner, Villages of Allandale, Beeton, Bradford, Creemore, Tottenham . . . . .	Barrie . . . . .	1,300 00
Isaac Day . . . . .	Simcoe, East, and West Muskoka ; Town of Gravenhurst, Village of Port Carling . . . . .	Orillia . . . . .	1,105 00
Alexander McNaughton.	Stormont ; Town of Cornwall . . . . .	Cornwall . . . . .	925 00

*List of Inspectors.*

Name.	Jurisdiction.	Post Office.	Salary.
			\$ c.
J. H. Knight.....	Victoria, East; Town of Lindsay; Villages of Bobcaygeon, Omemece.....	Lindsay ....	770 00
Henry Reazin .....	Victoria, West, and South-East Muskoka; Town of Bracebridge, Villages of Fenelon Falls, Woodville .....	Lindsay.....	1,240 75
Thomas Pearce .....	Waterloo; Towns of Berlin, Galt, Villages of Ayr, Elmira, Hespeler, New Hamburg, Preston .....	Berlin .....	2,060 00
J. H. Ball, M.A .....	Welland; Towns of Thorold, Welland, Villages of Bridgeburg, Chippawa, Fort Erie, Niagara Falls South, Port Colborne .....	Welland ....	1,250 00
D. P. Clapp, B.A. ....	Wellington, North; Towns of Harriston, Mount Forest, Palmerston; Villages of Arthur, Clifford, Drayton .....	Harriston ..	1,100 00
J. J. Craig, B.A. ....	Wellington, South; Villages of Elora, Erin, Fergus .....	Fergus .....	1,100 00
J. H. Smith.....	Wentworth; Town of Dundas, Village of Waterdown .....	Hamilton ...	1,220 00
A. B. Davidson, B.A. ...	York, North; Towns of Aurora, Newmarket, Villages of Holland Landing, Richmond Hill, Sutton .....	Newmarket..	1,081 00
David Fotheringham ...	York, South; Towns of North Toronto, Toronto Junction, Villages of East Toronto, Markham; Stouffville, Weston, Woodbridge.....	Toronto.....	1,216 00
Donald McCaig.....	District of Algoma; Towns of Fort William, Gore Bay, Little Current, Port Arthur, Rat Portage, Sault Ste. Marie, Thessalon, Villages of Day Mills, Keewatin ..	Collingwood .	1,964 15
Rev. George Grant, B.A.	Districts of Nipissing and Parry Sound; Towns of Mattawa, North Bay, Parry Sound, Sturgeon Falls, Sudbury, Villages of Burk's Falls, Sundridge.....	Orillia .....	1,500 00
Rev. A. McColl .....	City of .....	Chatham.....	400 00
Wm. Tytler, B.A. ....	" .....	Guelph .....	500 00
W. H. Ballard, M.A. ....	" .....	Hamilton .....	2,000 00
W. G. Kidd .....	" .....	Kingston .....	1,400 00
W. J. Carson .....	" .....	London .....	1,380 00
John C. Glashan .....	" .....	Ottawa .....	2,000 00
John McLean .....	" .....	St. Thomas..	232 50
James L. Hughes .....	" .....	Toronto.....	3,000 00
W. F. Chapman .....	" .....	" .....	1,850 00
Donald McCaig .....	Town of .....	Collingwood..	175 00
C. W. Chadwick .....	" Forest.....	Toronto .....	50 00
Rev. S. H. Eastman ...	" .....	Oshawa .....	91 85
Duncan M. Walker, B.A.	" .....	Peterborough	1,100 00
Thomas Hilliard .....	" .....	Waterloo ...	80 00
The Hon. Richard Harcourt, M.A., M.P.P., Q.C. ....	Niagara Falls .....	Toronto.....	90 00
	Total salaries.....		91,197 75

LIST OF INSPECTORS.

*Separate School Inspectors.*

James F. White.

Wm. Prendergast, B.A.

*County Model School Inspector.*

John J. Tilley.

*High School Inspectors.*

John E. Hodgson, M.A.

John Seath, B.A.

*Normal College.*

Principal—James A. McLellan, LL.D.

Vice-Principal—Robert A. Thompson, B.A.

---



## 2. ROMAN CATHOLIC SEPARATE SCHOOLS.

(1) Report of J. F. White, Esq., Inspector of Western Division.

## SCHOOLS AND TEACHERS.

Situation of schools.	Number of school districts.	Number of buildings.	Number of teachers.	Male teachers.	Female teachers.	Religious teachers.	Secular teachers.
Rural sections - - -	62	63	82	14	69	29	54
Villages - - - -	9	9	13	1	12	5	8
Towns - - - -	23	24	65	1	64	50	15
Cities - - - -	9	44	182	24	158	175	7
Total, 1897 - - -	103	140	343	40	303	259	84
Total, 1896 - - -	104	140	341	44	297	257	84

As may be seen from the above table there has been very little change during the year in the number of schools and teachers. No new school has been organized this year, while one rural section—No. 6 Artemesia—has ceased to exist.

The Christian Brothers withdrew from the boys' school, St. Catharines, in June, and have been replaced by lay teachers. This leaves Toronto as the only place in the Province where this order remains. There have been few other important changes, though in some of the larger places many changes in the personnel of the religious orders have been made this year as in other years. This disturbance of the staff, averaging in some places more than one half yearly, cannot but be injurious to the best interests of the schools. There are comparatively fewer changes among secular teachers.

## ACCOMMODATIONS.

Under this head but little improvement is to be recorded for the year, due in great measure to the stringency of the times. No. 5 & 8 Anderdon, Oanard River, organized last year, has a neat, comfortable brick building giving good accommodation for the section. The greatest improvement has been made in Berlin, where the old building has been re-modelled and a new part added, more than doubling its former capacity. The new rooms are excellent in all respects; the heating is by hot water furnace, with suitable means for ventilation; the provision for cleanliness and sanitation is the best in this division.

In many places a gratifying improvement is noticed within the last few years in regard to the cleanliness and neatness of the buildings and premises. The circular touching this subject sent recently to the school authorities should have the effect of arousing to action those who have been remiss in this respect. It is plainly evident that every effort should be made to render the school bright and attractive to the children—a model of neatness and cleanliness to be afterwards followed in their homes—a place so inviting and well-ordered that it will tend to call forth the child's better instincts and repress the baser. Did all teachers fully realize that unclean floors, dark bare walls, and broken furniture or equipment all tend strongly to disorder and consequent waste of teaching effort, surely none would be found content to work day after day in such unpleasant, cheerless surroundings. It will not necessarily involve any serious monetary

outlay to relieve the blank walls by some bright, attractive pictures, to secure plants and flowers for the windows and grounds, to provide trees whose shade will be grateful in the warm days, and some vines to hide the unattractive features of the outbuildings. These are all within the reach of any teacher in the poorest section who is simply convinced of their need and benefit, and who will interest the children and parents in the task of securing them. The exercises of Arbor Day do not seem to have been turned to the best advantage of the rural schools. In some sections the chief observance has been a cleaning up of the school yard and sometimes of the building. Few trees and shrubs were planted, or flower seeds sown, or anything done to beautify the grounds, and the real purpose of setting apart such a day would seem not to have been grasped. Let us hope that a suitable observance of the day may soon become general.

#### EXAMINATION RESULTS.

This year not so many pupils were sent up as in 1896 for the Entrance Examination, but a larger number succeeded. When from all grades of schools an average of seventy-five per cent. of the candidates pass such an examination it affords good evidence that the teaching is intelligent and thorough. It may be said that the number of candidates is not large for the number of teachers in the inspectorate. But it should be understood that Toronto, maintaining a system of High Classes for pupils to Form III. of the High School course, sends no candidates to this examination. This year for the first time the girls from one school tried, and eight out of ten succeeded. In rural sections nearly one-half of the teachers are in French or German districts, where children start school life with little if any knowledge of English, and end their studies at an early age. In these circumstances it is difficult for the teachers to prepare pupils for this test, but some efficient teachers have overcome all obstacles and have made an excellent showing. Again some weak sections with a small and irregular attendance cannot send up a class every year, while certain of the larger places do not prepare many pupils as the parents have not encouraged it. But both in the total number and in the percentage passing there has been a very creditable advance in the past few years and the prospects of even better results are favorable.

As several newspapers published a detailed statement of the results, there is given here only a summary and a comparison of the total with that for 1896.

#### HIGH SCHOOL ENTRANCE EXAMINATION.

Location of schools.	Number of schools.	Pupils tried.	Pupils passed.	Percentage successful.
Rural sections - - - - -	30	88	54	64
Villages - - - - -	6	16	14	88
Towns - - - - -	18	103	76	74
Cities - - - - -	9	154	125	81
Total, 1897 - - - - -	63	361	269	75
Total, 1896 - - - - -	70	382	237	62

For public school leaving 52 wrote, 22 passed, and 12 obtained entrance standing. In Toronto (St. Joseph's and Loretto High Classes), Hamilton, and eight Windham (La Salette), pupils were successfully prepared for the following High School examinations:—Form I., Form II., Primary (III. Class) and Junior Leaving (II Class). In addition a goodly number obtain year after year diplomas for typewriting and shorthand, the commercial course being a favorite one in Toronto and Hamilton.

## WORK OF INSPECTION.

The number of teachers in charge of the two Separate School Inspectors has been for a few years in the neighborhood of 720, the exact figure for this year being 725. These are scattered pretty well over nearly the whole of the province, from the Detroit River to the Quebec boundary, and west so far as Rat Portage and Keewatin, near the borders of Manitoba. In a few localities there are groups of schools within each reach of one another, but in general they are rather widely separated, thus adding very considerably to the difficulty of reaching them all within a limited time. Considering that a good deal of time is required for correspondence, making reports, examinations and general office work, it would be impossible to spend more than twenty-five to thirty weeks each year in the actual work of examining schools. If the schools are to be visited but once a year, an average of half a day should be given to each room; but in present circumstances this time has often to be made shorter, for otherwise the round of the schools could not be made in the year. Omitting Toronto from the calculation, the Public School Inspectors have an average of under 120 teachers, all within the limits of a county or part of a county. They are required to visit each of these teachers twice a year. But it will be seen that by comparison the Separate School Inspectors have much more to do in making the one visit yearly. In my opinion the time has now come when additional provision for inspecting these schools should be made. Granted that one visit of inspection a year is of benefit to the school and teacher, it follows that two such visits would be of a greater benefit. Especially the larger places, where there are often more difficulties in the educational problem, require more frequent inspection. For the rural districts this need is not so urgent, but in case of a change of teachers or of any special difficulty the Inspector should have discretion to make a second visit if leisure allowed.

(2) *Report of W. Prendergast, Esq., B.A., Inspector, Eastern Division.*

Separate schools are established in nine villages, twenty towns, three cities and 131 rural sections in the eastern division of the Province. The number of urban schools is exactly the same as at time of last report. Three new rural sections were organized during the year 1897, viz., No. 21 Clarence, No. 15 Alfred and No. 4 Ferris; Since July 1895 four rural schools were established,—the three just mentioned and No. 8 North Plantagenet, during the same period Nos. 10 Otonabee, 15 North Plantagenet and 7 Kitley amalgamated with adjoining sections and ceased to exist as Separate Schools. The teachers are distributed among the schools as follows:—

	Lay.	Religious.	Total.
Villages.....	6	27	33
Towns.....	50	50	100
Cities.....	33	71	104
Rural sections.....	134	11	145
	223	159	382

An increase in the attendance took place in several of the urban schools, in some of these it was met by a change in the organization rather than by an increase in the number of teachers.

*Buildings.*

With one or two exceptions the urban places are well provided with buildings. In the rural sections several new school houses were erected during the year, and many of the old ones repaired and renovated. New buildings were erected in No. 2 Haldi-

mand, No. 7 Alfred and 8 Plantagenet, No. 15 Alfred, No. 21 Clarence, No. 2 Longueuil and No. 2 Stallord. The last mentioned was of brick, all the others frame. Although neither an expensive building nor one of striking external appearance, yet in point of suitability for purposes the school house of No. 2 Haldimand is by far the best one-roomed building in the division. The Rockland trustees have enlarged and remodelled their building to such an extent that little of the original remains; the present handsome and comfortable edifice is practically new. The people of Casselman whose school house was burned at the time of the late disastrous bush fires, intend to re-build at an early date.

#### *High School Entrance and other Examinations.*

Parents, pupils and teachers have reason to be pleased with the result of the recent High School Entrance Examination. All the schools did well, and many did excellently. 370 candidates wrote on this examination, and 261 were successful. 228 of the successful ones and 307 of the candidates were from urban schools. A total of 61 wrote on the Public School Leaving examination, and 34 were successful. In addition to these, candidates from Mattawa, Weston, Alexandria girls' school, and Renfrew girls' school were successful at some of the higher Departmental examinations.

#### *Ottawa Schools.*

Inasmuch as considerable public attention has been directed to the Separate Schools of Ottawa during the last three years, I may be permitted to give some details. These schools are divided into two sets—for convenience called the French schools and the English schools. The School Board, as is pretty generally known, is divided into two committees, each of which entirely manages its own set of schools—at least as far as engaging teachers and organizing classes is concerned. The English committee employs 33 teachers, and the French committee 50; 14 of the former and 12 of the latter are lay teachers, the other 57 are sisters of the community of Grey Nuns. One of the teachers (the principal of the bi-lingual Model School), is a University graduate and a High School specialist, one holds a first-class certificate, 15 hold seconds, one a third, and 8 District certificates for counties of Prescott and Russell. This year 13 girls and 20 boys of the English schools were successful at the Entrance examination; 8 girls and 5 boys passed the Public School Leaving, and 7 girls from one of the French schools were also successful at the Public School Leaving examination. In 1896 10 girls and 17 boys passed the Entrance; previous to 1896 no Separate School pupils were prepared for this or any other public examination.


#### *French Schools.*

The Separate School pupils of the United counties of Prescott and Russell are almost entirely French Canadian. There are 59 rural and 4 urban Separate Schools in these counties; the teachers employed in them number 84, 21 of whom are members of religious communities; 57 of the lay teachers hold District certificates. The supply of qualified teachers suitable for these schools has always been less than the demand, but there has been an improvement in this respect each half year. Only 6 temporary certificates were granted this half year as compared with 17 for the last half of 1896, and I think I may safely say that there will be no further need for "permits" in these counties. I hope that in a very short time it will be also possible to secure qualified teachers for all the French Schools in other parts of the province. I am indebted to Inspector Summerby for many courtesies in connection with the work of inspection in these counties.

#### *Qualifications of Teachers.*

Nearly all the lay teachers engaged in urban schools hold at least second-class certificates. In the rural schools, other than those mentioned in a previous paragraph, some of the teachers hold second and some third-class certificates; many of those holding third-class certificates have also passed the Junior Leaving examination. Four of the religious teachers of the inspectorate hold second-class, and two third-class certificates; several of the others have held third-class certificates which are now expired.





RENFREW HIGH SCHOOL.

APPENDIX E.—*SUPERANNUATED TEACHERS, 1897.*

(CONTINUED FROM REPORT OF 1896.)

(1) *Allowances granted during 1897.*

No.	Name.	Age.	Years of teaching in Ontario.	Amount of superannuation allowance.
				\$ c.
993	William Styles .....	65	43½	2 94
994	Bernard M. Brisbon .....	63	22	149 50
995	Amos B. Ferrier .....	55	30	210 00
996	John Matthews .....	52	15½	104 00
997	T. O. Page .....	57	32½	222 50
998	Phillip F. Le Riche .....	60	22	132 00
999	James Bowerman .....	63	26½	185 50
1000	Edilon Dufort .....	63	34	204 00
1001	Donald McAulay .....	54	29½	177 00
1002	Robert Coates .....	60	26	182 00
1003	Jonathan Wm. Acres .....	65	40	280 00
1004	Chas Chaisgreen .....	70	27	189 00
1005	Richard Long .....	72½	23	161 00
1006	Wm. John Black .....	48	25	172 50
1007	Lucinda Aylsworth .....	49	30½	91 50
1008	James Birch .....	64	38½	265 50
1009	James Jefferson Settell .....	61	27	184 50

(2) *Summary for years 1882 to 1896.*

Year.	Number of teachers on list.	Expenditure for the year.	Gross contributions to the fund.	Amount refunded to teachers.
		\$ c.	\$ c.	\$ c.
1882 .....	422	51,000 00	13,501 08	3,660 10
1887 .....	454	58,295 33	1,489 00	3,815 80
1892 .....	456	63,750 60	1,313 50	786 86
1893 .....	459	63,658 67	1,282 34	569 64
1894 .....	442	64,046 08	1,284 00	1,508 01
1895 .....	435	63,799 80	1,316 50	1,620 42
1896 .....	430	62,597 12	1,582 00	920 87

Twenty-five teachers withdrew their subscriptions from the fund during 1896.

## APPENDIX F.—DEPARTMENT

## 1.—CONTINUATION CLASSES AND PUBLIC

Name of Inspector.	Jurisdiction.	Name of Principal.	Professional certificate.	No. of teachers.	Class and name of school.
M. J. Kelly .....	Brant .....	A. E. Green ..	I.	3	Class B, 8 Dumfries S ..
		W. J. Handsford.	II.	2	" C, 5 Brantford ....
		Alberta Langs....	II. C.	1	" C, 11 Burford ....
W. S. Clendening ....	E. Bruce .....	D. F. Richie ....	II.	7	" A, Chesley V ....
		J. W. Ward .....	II.	3	" C, 14 Carrick .....
		W. J. Loughead..	II.	3	" C, Tara V .....
		J. F. Loney.....	II.	2	" C, 3 Amabel .....
A. Campbell .....	W. Bruce .....	D. D. Yule .....	I.	5	" B, Lucknow V....
		W. J. Chisholm ..	M.A.	6	" B, Paisley V.....
		J. Stalker.....	II.	1	" C, 10 Kinloss.....
R. H. Cowley .....	Carleton .....				
A. Brown .....	Dundas .....	W. D. Brunton ..	II.	6	" A, Winchester V..
		A. C. Fetterly. ..	II.	5	" B, Chesterville V..
N. Gordon .....	Dufferin.....	W. E. Martin ....	I.	6	" A, Shelburne V ..
		N. McCue.....	II.	1	" C, 9 Melancthon ..
W. E. Tilley .....	Durham.....	D. Hampton .....	II.	5	" A, Millbrook V....
W. Atkin .....	Elgin .....	F. Milne .....	I.	4	" A, W. Lorne.....
		G. Stewart .....	II.	3	" B, Springfield V ..
		W. Wallis .....	II.	3	" B, Rodney.....
		D. McFadyen .....	II.	2	" B, Fingal .....
		Clara McLean....	II.	3	" B, Belmont .....
T. Girardot.....	1 Essex .....				
D. A. Maxwell .....	2 Essex .....	A. K. Walker ....	III.	4	" B, Amherstburg T
		F. J. Voaden ....	II.	6	" B, Kingsville V ..
		Sisters of S. Joseph		4	" C, R.C. Amherstb'g
W. Spankie .....	Frontenac .....				
D. McDiarmid .....	Glengarry.....				
A. Grier .....	E. Grey.....	E. E. Farewell ..	I.	5	" B, Thornbury T ..
		J. W. Doukes ....	II.	2	" B, 13 Collingwood.
T. Gordon .....	W. Grey .....				
N. W. Campbell .....	S. Grey .....	T. Allan .....	I.	6	" A, Durham T ....
		J. S. Rowe .....	II.	4	" B, Markdale V....
		H. Glendinning ..	II.	3	" C, Dundalk V .....
		J. W. Brown .....	II.	6	" C, U. 1 Bentinck..
		W. J. Blakeston..	II.	2	" C, U. 12 Artemesia
J. A. Graham ....	II.	1	" C, U. 3 Glenelg....		
C. Moses.....	Haldimand .....				
B. Freer .....	Haliburton .....				
J. S. Deacon .....	Halton .....	W. F. Inman ....	I.	6	" A, Milton T .....
W. Mackintosh.....	N. Hastings.....				





## I.—Continuation Classes and Public

Name of Inspector.	Jurisdiction.	Name of Principal.	Professional certificate.	No. of teachers.	Class and name of school.
J. Johnston	S. Hastings				
D. Robb	E. Huron	A. H. Musgrove..	II.	8	Class A, Wingham T....
		J. H. Cameron ..	II.	4	" B, Brussels V.....
		A. H. Plummer ..	II.	4	" B, Blyth V.....
		A. McEwen.....	II.	2	" B, 4 Turnberry....
		J. W. King .....	II.	1	" C, 3 Hullett .....
J. E. Tom	S. Huron	T. J. Lockhart ..	II.	7	" A, Exeter V.....
		T. G. Allen .....	II.	2	" B, 8 Ashfield.....
		E. J. Hagan.....	III.	3	" B, 7 Hay .....
		S. J. Boyd .....	II.	1	" C, 13 Ashfield .....
		M. McDonald.....	III.	1	" C, 15 " .....
		A. E. Thomson ..	III.	2	" C, Bayfield V .....
W. H. G. Colles	E. Kent	J. G. Bogart .....	II.	3	" B, 6 Orford .....
		J. G. Cameron ..	II.	4	" B, Thamesville V..
		J. C. Colles .....	III.	2	" C, 2 $\frac{1}{2}$ Harwich .....
		J. D. Ross .....	III.	1	" C, 7 " .....
R. Park	W. Kent	G. A. Miller .....	I.	8	" A, Dresden T .....
		J. W. Pleurs .....	I.	10	" A, Wallaceburg T.
		Edith Lawrence ..	III.	1	" C, 7 Chatham .....
		W. McKerracher..	III.	2	" C, 9 " .....
		J. Campbell.....	III.	1	" C, 10 Raleigh .....
C. A. Barnes	1 Lambton	C. B. Latta .....	II.	5	" A, Alvinston V ..
J. Brebner	2 Lambton	H. A. Beaton .....	II.	5	" A, Oil Springs V..
		D. McGibbon .....	III.	2	" B, 17 Enniskillen..
		A. Marsh .....	III.	2	" C, 2 Moore .....
		T. Jarrott .....	II.	2	" C, 18 " .....
F. L. Michell	Lanark	R. Beatty .....	II. A.	4	" B, Lanark V.....
		J. Bryant .....	II.	3	" C, 4 Pakenham ..
		Mima Ellis .....	II.	1	" C, 5 " .....
		A. H. Young .....	II.	1	" C, 2 " .....
W. Johnston	1 Leeds	W. J. Rynd .....	I.	3	" B, 4 Crosby N.....
		Fr. Twohey .....		3	" B, R. C. Sep. Sch..
		R. Fifield .....	II.	3	" B, Newboro V.....
		R. Hanna .....	II.	2	" B, 5 Crosby S.....
		W. Foster .....	II.	2	" C, 8 Leeds L R.....
		J. Rabb .....	II.	1	" C, 6 Elmsley S.....
		Bertha Gile .....	III.	2	" C, 6 Bastard .....
		W. McCulloch.....	III.	1	" C, 5 Crosby W.....
R. Kinney	2 Leeds				
T. A. Craig	3 Leeds & Grenville				
F. Burrows	Lennox & Add.	J. Morgan.....	I.	3	" B, Bath V.....
J. B. Grey	Lincoln				
J. Dearness	E. Middlesex	G. Bloomfield .....	II.	2	" C, 5 Westminster..

DIX F.

School Leaving Examinations.

No. of pupils attending who have passed examinations.		No. of pupils successful at examinations in 1897.				No. of other successful candidates at P. S. Leav. Exam. from schools in municipalities having no H. S.	Schools in municipalities having H. S. from which pupils not attending such H. S. were successful at the Pub. Sch. Leav. Exam.
H. S. entrance.	P. S. leaving.	H. S. entrance.	P. S. leaving.	H. S. Form I.	H. S. Form II.		
						19	
26	20	34	8	.....	4	} 58	2
12	20	15	5	.....	9		
19	9	3	4	.....	1		
11	4	5	7	.....			
1	5	7	1	.....			
43	23	14	6	.....	4	} 61	
15	3	3	7	.....	2		
10	1	1	4	2	.....		
9	3	2	2	.....	1		
5	2	1	2	.....	2		
7	3	5	2	.....			
15	11	6	5	.....	3	} 40	
16	6	.....	10	.....	3		
6	4	5	2	.....			
6	4	.....	.....	2	.....		
49	19	7	15	.....	4	} 36	
53	20	30	14	.....	5		
5	3	2	1	.....	2		
9	3	1	4	.....	1		
7	3	2	.....	.....	1		
23	9	15	14	3	3	50	
22	2	9	10	.....	.....	} 19	
11	6	4	.....	5	2		
6	4	2	3	.....	1		
11	1	2	2	.....			
22	15	5	9	4	2	} 16	
10	2	9	5	.....	.....		
6	3	.....	3	.....	.....		
5	3	3	1	.....	.....		
10	6	6	3	.....	4	} 3	
11	7	6	3	.....	3		
12	4	4	2	2	.....		
13	8	2	4	.....	.....		
7	5	2	5	.....	.....	} 7	
3	2	.....	2	1	2		
6	4	4	3	.....	.....		
4	4	1	4	.....	.....		
						7	
						23	
24	13	3	5	.....	4	7	
						3	
6	5	5	4	.....	4	48	

## I.—Continuation Classes and Public

Name of Inspector.	Jurisdiction.	Name of Principal.	Professional certificate.	No. of teachers.	Class and name of school.
H. D. Johnson .....	W. Middlesex....	R. Dunlop .....	III.	1	Class C, 3 Metcalfe.....
J. J. Wadsworth .....	Norfolk .....	D. W. Parsons ..	II.	4	" B, Delhi V.....
		W. F. Gordon....	III.	1	" C, 11 Houghton ..
A. Odell .....	Northumberland..	W. L. Waines....	I.	4	" A, 2 Percy.....
J. McBrien.....	Ontario .....	R. J. Johnston ..	II.	5	" B, Cannington V..
W. Carlyle.....	Oxford .....	C. V. Corless ....	II.	5	" A, Norwich V ....
		M. B. Hugill ....	II.	2	" B, 5 Dereham ....
		G. R. Theobald ..	II.	3	" B, Embro V .....
		C. Gorthwaite....	II.	3	" B, 6 Norwich S....
		W. Joyce .....	II.	3	" C, 24 Blenheim...
A. Embury.....	Peel .....				
W. Alexander .....	Perth .....				
J. C. Brown .....	Peterborough ....	W. A. Evans .....	I.	5	" B, Lakefield V....
W. J. Summerby....	Prescott & Russell	J. H. Gridale....	III.	2	" B, 2 Russell .....
		Lily Ross .....	III.	2	" C, 3 Cumberland ..
G. D. Platt .....	P. Edward .....	W. J. Osborne....	II.	2	" B, 7 Hallowell....
		W. R. McKibbin..	II.	2	" B, 17 Hillier.....
		J. A. Rundle ....	I.	2	" C, 17 Ameliasburg..
		E. Vandusen .....	III.	2	" C, 12 Marysburgh S
R. G. Scott.....	Renfrew .....	G. R. Wood.....	II.	2	" B, 7 Westmeath...
		J. E. McDonal ..	III.	1	" C, 2 Brudenell....
I. Day .....	E. Simcoe.....	R. J. Nesbitt ....	II.	4	" C, 12 Tay .....
J. G. Morgan.....	N. Simcoe.....	N. S. Kenney ....	II.	4	" B, Penet'guish'ne T
		A. McKee .....	II.	8	" B, Midland T .....
		A. B. McGill ....	III.	4	" C, 5 Flos.....
T. McKee .....	S. Simcoe .....	F. E. Moore.....	II.	6	" A, Alliston T .....
		J. A. McPherson..	II.	4	" A, Beeton V.....
		A. N. Scarrow....	I.	4	" A, Cookstown .....
		W. Clark, B.A ..	I.	4	" A, Tottenham V....
		T. Gowan .....	II.	4	" A, Creemora V....
		D. Currie .....	I.	5	" A, Stayner T .....
		G. Futherland....	II.	2	" B, Avening .....
		G. Wilson.....	II.	1	" C, Lisle .....
		J. A. Corbett ....	II.	1	" C, Thornton .....
A. McNaughton .....	Stormont .....	H. B. Fetterly ..	I.	3	Class A, 14 Roxboro....
		J. M. Denyes ....	Int. N. C.	3	" A, 3 Finch.....
		R. A. Baker.....	& B.A.	3	" B, 4 Osnabruck....
			III.		
J. H. Knight.....	E. Victoria .....	W. Hickson.....	II.	4	" B, Bobcaygeon V..
H. Reazin .....	W. Victoria....	B. H. Maybee....	III.	6	" B, Fenelon Falls V
		C. H. Lapp .....	II.	2	" B, Little Britain..

DIX F.

School Leaving Examinations.

No. of pupils attending who have passed examinations.		No. of pupils successful at examinations in 1897.				No. of other successful candidates at P. S. Leav. Exam. from schools in municipalities having no H. S.	Schools in municipalities having H. S. from which pupils not attending such H. S. were successful at the Pub. Sch. Leav. Exam.
H. S. entrance.	P. S. leaving.	H. S. entrance.	P. S. leaving.	H. S. Form I.	H. S. Form II.		
8	1	2	.....	3	.....	47	
12	9	9	6	.....	1	} 32	
2	2	.....	1	.....	3		
9	14	11	1	2	5	25	
14	2	14	2	7	1	37	
43	8	3	4	9	5	} 29	
13	5	5	1	.....	.....		
44	13	9	8	1	4		
28	5	8	.....	8	8		
11	1	3	.....	1	.....		
.....	.....	.....	.....	.....	.....	32	
.....	.....	.....	.....	.....	.....	22	
25	14	17	8	.....	6	9	
20	9	2	2	1	7	} 13	
7	1	1	.....	.....	.....		
8	4	8	.....	2	1	} 8	
10	6	9	.....	7	4		
12	3	2	.....	2	1		
6	2	4	2	2	2		
20	11	10	7	.....	4	} 20	
9	5	.....	10	.....	2		
14	3	6	12	.....	1	31	
8	4	10	2	.....	.....	} 5	
10	12	20	4	.....	.....		
7	2	8	2	.....	.....		
39	18	16	6	.....	2	} 37	
39	15	11	6	.....	7		
43	20	7	13	.....	5		
50	29	10	17	.....	7		
41	22	11	11	.....	3		
43	25	9	5	.....	4		
23	11	6	2	.....	1		
8	5	2	1	2	.....		
12	8	7	4	2	1		
25	2	.....	8	2	.....		
21	.....	.....	3	.....	.....	} 6	
13	.....	.....	5	.....	.....		
6	8	4	5	.....	2	9	
22	17	5	1	3	4	} 47	
16	3	8	.....	.....	2		

7

## I.—Continuation Classes and Public

Name of Inspector.	Jurisdiction.	Name of Principal.	Professional certificate.	No. of teachers.	Class and name of school.
T. Pearce .....	Waterloo .....	T. G. Baker.....	II.	6	Class B, Elmira V.....
		G. A. Fraser ....	II.	2	" C, 13 Wellesley ..
		M. M. Donald.....	II.	2	" C, 7 Woolwich .....
J. H. Ball .....	Welland .....	W. H. Hammond..	II.	4	" B, Bridgeburg V ..
		A. Ross.....	II.	3	" B, Fort Erie V.....
		A. H. Kilman.....	II.	3	" B, 11 Bertie .....
D. Clapp.....	N. Wellington..	S. Shannon .....	B. A.	4	" A, Drayton V .....
		S. Forsyth .....	II.	8	" A, Palmerston T. ..
		J. Gray.....	II.	3	" B, Clifford V.....
		C. Long.....	II.	2	" C, 2 Peel.....
J. J. Craig.....	S. Wellington .....				
J. H. Smith.....	Wentworth .....	W. Buckon.....	II.	3	" B, 5 Ancaster .....
		J. Corrigill.....	I.	2	" C, 9 Flamboro W. ..
		E. J. Davey.....	II.	2	" C, 2 Clamford.....
A. B. Davidson.....	N. York .....				
D. Fotheringham.....	S. York.....	K. Langdon.....	II.	1	" A, Woodbridge V.
G. Grant.....	Nipissing & Parry Sound.....	A. M. Currie .....	I.	11	" A, Parry Sound T.
		J. A. Ross .....	II.	3	" C, Sudbury T .....
		J. Kirkwood .....	II.	3	" C, Sundridge V .....
W. H. Ballard .....	Hamilton .....				
W. F. Chapman .....	Toronto .....				
W. Prendergast .....	R. C. S. S. Inspector	E. Jones .....	II.	5	" B, Mattawa .....

DIX F.

School Leaving Examinations.

No. of pupils attending who have passed examinations.		No. of pupils successful at examinations in 1897.				No. of other successful candidates at P. S. Leav. Exam. from schools in municipalities having no H. S.	Schools in municipalities having H. S. from which pupils not attending such H. S. were successful at the Pub. Sch. Leav. Exam.	
H. S. entrance.	P. S. leaving.	H. S. entrance.	P. S. leaving.	H. S. Form I.	H. S. Form II.			
17	4	5	.....	3	.....	} 31		
6	3	3	.....	3	.....			
5	1	4	.....	1	.....			
22	14	10	9	.....	2	} 29		
10	10	9	10	.....	1			
16	5	6	2	.....	.....			
26	16	3	3	.....	3	} 15		
28	7	20	8	.....	3			
10	2	3	1	.....	1			
5	1	1	2	.....	.....			
.....						41		
15	5	8	1	.....	.....	} 24		
7	3	2	2	.....	.....			
11	4	8	4	.....	1			
.....						22		
23	.....	.....	.....	3	3	10		
28	15	22	18	.....	2	} 35		
8	2	6	4	.....	.....			
6	2	3	1	.....	.....			
.....						28		
.....						152		
3	7	7	1	.....	1	13	20	
.....		981	.....	526	.....	229	1,356	232

## 2.—ADMISSION OF CANDIDATES TO COLLEGIATE INSTITUTES AND HIGH SCHOOLS.

Name of School.	Entrance Examination, June, 1897.		Public School Leaving Examination, June, 1897.		
	Examined.	Passed.	Examined.	Passed.	Passed En- trance on Pub- lic School Leav'g Papers.
Alexandria .....	116	39	26	5	6
Almonte .....	70	45	4	1	.....
Arnprior .....	55	46	5	3	1
Arthur .....	39	32	3	2	1
Athens .....	84	51	11	4	1
Aurora .....	76	50	8	3	.....
Aylmer C. I. ....	66	42	13	2	8
Barrie C. I. ....	103	71	14	2	.....
Beamsville .....	38	18	1	.....	1
Belleville .....	234	117	23	8	.....
Berlin .....	135	112	13	9	3
Bowmanville .....	77	67	10	6	3
Bradford .....	39	33	4	.....	.....
Brampton .....	102	75	12	9	3
Brantford C. I. ....	195	114	82	38	9
Brighton .....	44	29	3	.....	3
Brockville C. I. ....	137	110	3	.....	1
Caledonia .....	52	41	11	6	5
Cambellford .....	30	18	6	3	3
Carleton Place .....	70	56	11	6	1
Cayuga .....	46	23	.....	No Exam.	.....
Chatham C. I. ....	114	85	21	9	10
Clinton C. I. ....	100	74	43	28	14
Cobourg C. I. ....	89	55	2	1	1
Colborne .....	58	33	13	9	.....
Collingwood C. I. ....	90	56	2	.....	1
Cornwall .....	137	73	18	8	8
Deseronto .....	55	33	5	2	.....
Dundas .....	70	54	10	4	6
Dunnville .....	90	46	8	3	5
Dutton .....	44	25	19	6	22
Elora .....	36	31	.....	.....	.....
Essex .....	40	24	11	2	4
Fergus .....	72	49	13	9	3
Forest .....	44	29	3	1	2
Galt C. I. ....	162	122	34	8	19
Gananoque .....	64	39	7	5	1
Georgetown .....	76	55	13	8	2
Glencoe .....	68	42	13	6	6
Goderich C. I. ....	103	72	19	9	8
Gravenhurst .....	55	34	11	7	2
Grimsby .....	25	14	.....	.....	.....
Guelph C. I. ....	168	124	5	4	1
Hagersville .....	65	36	1	1	.....
Hamilton C. I. ....	415	314	132	28	5
Harriston .....	49	26	24	12	10
Hawkesbury .....	30	17	5	2	2
Ingersoll C. I. ....	62	55	9	5	4
Iroquois .....	75	38	2	1	.....
Kemptville .....	72	45	9	6	3



## 2.—ADMISSION OF CANDIDATES TO COLLEGIATE INSTITUTES AND HIGH SCHOOLS.

Name of School.	Entrance Examination, June, 1897.		Public School Leaving Examination, June, 1897.		
	Examined.	Passed.	Examined.	Passed.	Passed En- trance on Pub- lic School Leav'g Papers.
Kincardine .....	80	62	18	9	.....
Kingston C. I. ....	171	127	12	7	.....
Leamington .....	77	36	6	0	2
Lindsay C. I. ....	85	56	2	2	.....
Listowel .....	55	32	12	4	.....
London C. I. ....	377	295	.....	.....	.....
Lucan .....	106	75	29	14	6
Madoc .....	74	30	10	2	.....
Markham .....	105	79	19	13	6
Meaford .....	58	47	5	4	1
Mitchell .....	61	40	7	3	3
Morrisburg C. I. ....	101	50	12	7	1
Mount Forest .....	73	44	10	6	4
Napanee C. I. ....	124	52	11	3	7
Newburgh .....	100	54	9	3	6
Newcastle .....	20	13	4	2	1
Newmarket .....	72	40	24	11	12
Niagara .....	38	25	1	1	.....
Niagara Falls C. I. ....	46	39	.....	.....	.....
Niagara Falls, South .....	61	43	.....	.....	.....
Norwood .....	78	48	22	7	.....
Oakville .....	41	33	2	2	.....
Omeme .....	45	22	13	6	.....
Orangeville .....	66	55	26	13	6
Orillia .....	106	54	3	.....	.....
Oshawa .....	89	71	8	3	.....
Ottawa C. I. ....	300	227	97	46	38
“ Water St. Convent. ....	.....	.....	21	21	.....
Owen Sound C. I. ....	132	88	14	7	7
Paris .....	54	42	.....	.....	.....
Parkhill .....	89	55	17	8	9
Pembroke .....	101	68	28	17	11
Perth C. I. ....	96	60	10	6	1
Peterborough C. I. ....	158	115	5	0	3
Petrolea .....	104	60	.....	.....	.....
Pictou .....	172	95	30	8	2
Port Arthur .....	40	28	.....	.....	.....
Port Dover .....	26	23	4	2	1
Port Elgin .....	62	48	7	2	.....
Port Hope .....	74	59	5	3	2
Port Perry .....	92	66	21	12	9
Port Rowan .....	40	20	12	7	5
Prescott .....	52	29	4	2	2
Renfrew .....	114	66	49	25	21
Richmond Hill .....	60	45	7	4	.....
Ridgetown C. I. ....	72	54	11	9	.....
Sarnia C. I. ....	166	106	15	8	7
Seaforth C. I. ....	88	58	17	3	13
Simcoe .....	109	71	12	5	2
Smith's Falls .....	60	49	2	1	.....
Smithville .....	43	8	1	.....	.....

## 2.—ADMISSION OF CANDIDATES TO COLLEGIATE INSTITUTES AND HIGH SCHOOLS.

Name of School.	Entrance Examination, June, 1897.		Public School Leaving Examination, June, 1897.		
	Examined.	Passed.	Examined.	Passed.	Passed En- trance on Pub- lic School Leav'g Papers.
Stirling.....	40	22	4	2	.....
Stratford C. I.....	175	121	10	2	.....
Strathroy C. I.....	138	72	27	15	4
Streetsville.....	27	21	2	.....	.....
St. Catharines C. I.....	127	101	.....	.....	.....
St. Marys C. I.....	113	91	12	6	.....
St. Thomas C. I.....	160	98	.....	.....	.....
Sydenham.....	90	40	26	5	.....
Thorold.....	36	28	.....	.....	.....
Tilsonburg.....	75	39	8	6	2
Toronto C. I. (Harbord St.).....	177	128	96	51	40
“ (Jameson Ave.).....	126	75	75	23	46
“ (Jarvis St.).....	158	109	131	77	49
Toronto Junction.....	97	74	.....	.....	.....
Trenton.....	47	34	.....	.....	.....
Uxbridge.....	58	42	18	5	3
Vankleekhill.....	69	38	4	1	3
Vienna.....	49	28	3	2	1
Walkerton.....	81	48	8	4	1
Wardsville.....	37	15	1	1	.....
Waterdown.....	43	24	.....	.....	.....
Waterford.....	53	30	15	7	8
Watford.....	59	37	15	5	7
Welland.....	48	35	14	12	.....
Weston.....	72	39	.....	.....	.....
Whitby C. I.....	42	28	17	6	11
Warton.....	63	28	5	2	2
Williamstown.....	78	48	16	4	7
Windsor C. I.....	128	87	2	1	.....
Woodstock C. I.....	186	93	37	13	.....
<i>Other places.</i>					
Aberfoyle.....	10	7	17	3	.....
Allandale.....	17	4	2	.....	2
Alliston.....	38	25	33	15	6
Alvinston.....	54	31	32	20	9
Ameliasburg.....	.....	.....	11	2	.....
Anherstburg.....	37	22	16	17	.....
Ancaster.....	42	33	10	3	6
Angus.....	13	7	18	7	8
Arkona.....	22	18	12	9	2
Avonmore.....	49	20	20	9	4
Ayr.....	23	13	11	7	.....
Bancroft.....	19	8	.....	.....	.....
Bath.....	31	15	26	6	13
Bayfield.....	16	12	11	6	3
Belle River.....	43	21	19	6	.....
Beaverton.....	51	26	.....	.....	.....
Beeton.....	16	6	17	9	8
Belmont.....	18	9	24	10	10

## 2.—ADMISSION OF CANDIDATES TO COLLEGIATE INSTITUTES AND HIGH SCHOOLS.

Name of School.	Entrance Examination, June, 1897.		Public School Leaving Examination, June, 1897.		
	Examined.	Passed.	Examined.	Passed.	Passed En- trance on Pub- lic School Leav'g Papers.
Binbrook.....	24	15	8	3	4
Blackstock.....	13	9	13	11	1
Blenheim.....	41	26	27	19	5
Blyth.....	25	13 <sup>o</sup>	10	5	2
Bobcaygeon.....			11	6	
Bolton.....	35	21	10	6	4
Bothwell.....	24	16	13	7	2
Bracebridge.....	33	33	18	16	2
Bridgeburg.....	26	20	21	19	
Bridgen.....	35	14	18	11	3
Bruce Mines.....	34	8	7	3	3
Brussels.....	62	49	22	11	11
Burk's Falls.....	48	37	28	22	
Burlington.....	46	30	13	5	
Burritt's Rapids.....	13	5			
Cannington.....			61	37	6
Cardinal.....	8	3	12	6	2
Castleton.....	19	12	6	2	
Charleston.....	28	17	18	12	6
Chatsworth.....	11	8	5	4	
Chesley.....	54	28	37	23	9
Clifford.....					
Comber.....	14	6			
Cookstown.....	40	21	32	22	10
Creemore.....	24	14	28	15	11
Crosshill.....	21	15	2	2	
Cumberland.....	21	5	18	6	7
Delhi.....	55	24	23	15	4
Delta.....	18	10			
Drayton.....	29	12	23	11	9
Dresden.....	26	9	33	23	7
Dundalk.....	34	18	9	5	2
Dungannon.....	17	11	19	10	9
Durham.....	77	40	6	2	1
Eganville.....	46	34	28	20	8
Eglinton.....	24	15			
Elmira.....	13	11	2		1
Elmvale.....	21	13	13		6
Embro.....	60	23	27	10	
Erin.....	33	29	32	23	8
Exeter.....	64	48	34	20	12
Fenelon Falls.....	34	21	33	20	13
Fingal.....	44	27	27	8	16
Flesherton.....	37	11	13	5	2
Florence.....	18	11	14	9	3
Fordwich.....	23	15	11	6	4
Garden Island.....	8	3	7	1	
Gore Bay.....	15	7	9	6	3
Grand Bend.....	5	4	6	2	4
Grand Valley.....	15	13	17	8	5
Hanover.....	22	18	9	4	1

## 2.—ADMISSION OF CANDIDATES TO COLLEGIATE INSTITUTES AND HIGH SCHOOLS.

Name of School.	Entrance Examination, June, 1897.		Public School Leaving Examination, June, 1897.		
	Examined.	Passed.	Examined.	Passed.	Passed Entrance on Public School Leav'g Papers.
Harrow	27	18	11	3	3
Hastings	11	8	4	1	
Hensall	26	14	24	13	9
Hepworth					
Highgate	12	11	7	7	
Hillsdale	18	13	8	7	
Horning's Mills	15	12	3	1	2
Huntsville	17	5	2		1
Jarvis	28	23	25	16	9
Kimberly	14	5	13	9	2
Kingsville	32	21	14	8	2
Kintail	12	6	11	6	3
Kirkfield	39	20	21	13	8
Lakefield	55	39	22	10	
Lanark	29	15	27	12	
Little Current	11	5			
London East	271	155	82	53	5
Lucknow	24	18	19	14	
Manitowaning	16	13	5	3	2
Markdale	35	20	18	10	4
Marshville	29	17	14	8	
Marsville	12	11			
Mattawa	11	11	14	9	3
Merlin	27	13	13	8	4
Merrickville	45	23	14	6	8
Metcalfe	20	16	15	7	7
Midland	17	13	14	3	
Millbrook	66	39	20	7	7
Milton	84	59	37	17	
Milverton					
Minden	18	16	13	4	4
Mount Hope	23	16	7	5	2
Newboro'	48	20			
New Hamburg	54	43	6	6	
Neustadt	3	1	5	2	1
North Bay	35	27	22	10	2
Norwich	53	22	9	6	
Oakwood	14	11	12	6	6
Oil Springs	34	18	15	10	4
Orono	26	16	9	3	6
Paisley	53	29	16	11	
Pakenham	22	14	23	11	
Palmerston	31	24	20	10	9
Parry Sound	37	30	35	26	2
Pelee Island	5	1	2	1	1
Pellham S.S. No. 2	25	18	5	5	
Penetanguishene	15	11	6	2	4
Plantagenet	27	13	12	3	7
Port Stanley	30	14	13	7	6
Raleigh S.S. No. 10	8		13	5	7
Rat Portage	31	23	3	2	1

## 2.—ADMISSION OF CANDIDATES TO COLLEGIATE INSTITUTES AND HIGH SCHOOLS.

Name of School.	Entrance Examination, June, 1897.		Public School Leaving Examination, June, 1897.		
	Examined.	Passed.	Examined.	Passed.	Passed En- trance on Pub- lic School Leav'g Papers.
Richmond .....			39	11	18
Ridgeway .....	44	29	11	6	.....
Rockton.....	35	25	18	7	6
Rockwood.....	20	12	18	9	9
Rodney .....	27	15	10	7	2
Rosemont .....	4	3	12	5	5
Russell .....	23	9	13	4	2
Sault Ste. Marie .....	35	28	26	14	10
Schrieber .....	2	2	7	7	.....
Selkirk .....	14	8	18	8	10
Sharbot Lake.....	28	19	9	5	.....
Shelburne.....	30	20	36	8	17
South Finch.....	43	15	19	4	6
Sparta .....	11	2	16	2	8
Spencerville .....	19	12	7	6	1
Springfield .....	27	12	12	6	6
St. Helen's.....	11	6	11	5	4
Stayner .....	26	12	17	7	7
Stoney Creek.....	29	17	9	5	4
Strabane .....	13	3	12	4	6
Stroud.....	25	18	15	8	5
Sturgeon Falls.....			2	1	.....
Sudbury .....	21	15	9	6	1
Sutton West .....	27	9	12	4	5
Tara .....	27	8	16	8	7
Tecumseth .....	26	3	6	1	.....
Teeswater .....	35	22	18	9	.....
Thamesville .....	18	14	24	18	3
Theford .....	14	11	10	8	2
Thessalon .....					.....
Thornbury .....	52	26	8	3	3
Tilbury Centre .....	27	16	12	4	6
Tiverton .....					.....
Tottenham .....	31	19	35	23	9
Tweed .....	34	13	22	11	.....
Wallaceburg .....	65	51	32	23	6
Warkworth .....	32	21	28	4	2
Waubashene .....	29	19	24	12	2
West Lorne .....	27	9	17	1	7
Westport Separate School.....	20	14	15	10	2
West Winchester.....	129	55	59	27	.....
Wheatley .....	17	10	9	4	5
Wilkesport .....	19	5	5	1	2
Wingham .....	65	50	52	26	11
Wolfe Island.....	38	20	12		.....
Wooler .....	31	17	15	6	4
Wroxeter .....	29	22	24	19	5
Wyoming .....	60	40	26	15	10
Zurich .....	13	3	11	5	2

## 2.--ADMISSION OF CANDIDATES TO COLLEGIATE INSTITUTES AND HIGH SCHOOLS.

Name of School.	Entrance Examination, June, 1897.		Public School Leaving Examination, June, 1897.		
	Examined.	Passed.	Examined.	Passed.	Passed Entrance on Public School Leaving Papers.
Summary :—					
Collegiate Institutes.....	5,250	3,624			
High Schools.....	6,251	4,000			
Other places.....	4,883	2,878			
Grand Total .....	16,384	10,502	4,578	2,242	1,200
Comparison with June, 1896 :—					
Increase.....		262	339	406	361
Decrease.....	312				

---

APPENDIX G.— *TECHNICAL EDUCATION. — PUBLIC AND FREE LIBRARIES, ART SCHOOLS AND SCIENTIFIC INSTITUTIONS*

---

REPORT OF S. P. MAY, ESQ., M.D., C.L.H., SUPERINTENDENT OF PUBLIC LIBRARIES, ART SCHOOLS, ETC.

1. *Public Libraries.*

SIR,—I have the honor to submit herewith my report on the Public and Free Libraries, Art Schools, and Scientific Institutions receiving a share of the Government Grant, in the Province of Ontario, for the year ending 30th April, 1897.

At the present time there are 383 Public and Free Libraries, Art Schools and Scientific Institutions, &c., receiving Government aid in operation in this Province.

For the year ending 30th April, 1897, the following institutions reported :

245	Public Libraries.
78	Free Libraries.
7	Art Schools.
8	Scientific Institutions, &c.

---

Total 338

The following Public Libraries did not report : Ailsa Craig, Bervie, Brougham, Calabogie, Coboconk, Courtright, Delaware, Elmvalle, Emsdale, Forks of the Credit, Hastings, Highgate, Kimberley, Linwood, Logan (Mitchell P.O.), Lucille, Martintown, Maxville, Mayflower (Watford P.O.), Merrickville, Morewood, Parry Sound, Petrolea, Richard, Landing, Saltfleet (Stoney Creek P.O.), Spencerville, St. Vincent (Meaford P.O.), Trentons Tweed, Wallaceburg, Walters Falls, Waterdown.—32.

The following Public Libraries have been incorporated since the 30th of April, 1897 : Auburn, Cookstown, Dorchester, Glamis, Mallorytown, Odessa, Shallow Lake, Thornhill.—8.

I inspected the following Public and Free Libraries, Art Schools, Literary and Scientific Institutions, &c., during the year : Ailsa Craig, Alma, Alton, Alvington, Arnprior, Arthur, Beamsville, Beeton, Belfountain, Bothwell, Bracebridge, Brockville Public Library, Brockville Art School, Brooklin, Burlington, Camden E., Caledonia, Carleton Place, Carp, Cayuga, Cheapside, Cheltenham, Claude, Ooldwater, Comber, Cookstown, Credit Forks, Dundalk, Dunnville, Dutton, Erin, Essex, Flesherton, Forest, Fort Erie, Garden Island, Glencoe, Grand Valley, Grantham, Gravenhurst, Grimsby, Hamilton Public Library, Hamilton Art School, Hamilton Literary Association, Hagersville, Highland Creek, Hillsburg, Inglewood, Jarvis, Kinburn, Kingston Public Library, Kingston Art School, London Public Library, London Art School, Markdale, Markham, Merriton, Midland, Mono College, Nanticoke, Napanee, Napanee Mills, Newburgh, Niagara Falls, Norwich, Oakville, Orangeville, Orillia, Oshawa, Ottawa Public Library, Ottawa Literary and Scientific Society, Ottawa French Canadian Institute, Ottawa Art School, Ottawa Field Naturalist's Club, Ottawa St. Patrick's Literary Association, Otterville, Pakenham, Parkhill, Parry Sound, Penetanguishene, Pembroke, Pickering, Port Carling, Port Credit, Port Colborne, Port Rowan, Port Stanley, Primrose, Ridgeway, Rodney, Saltfleet, Scotland, Shelburne, Simcoe, Stouffville, St Catharines, St. Mary's, St. Thomas Public Library, St. Thomas Art School, Strathroy, Thedford, Thamesville, Thorold, Tilsonburg, Tottenham, Trenton, Vars, Violet Hill, Wardsville, Waterdown, Waterford, West Lorne, Whitby, Woodstock.

The following table shows the locality of every Public Library and Free Public Library in the Province:—

I.—PUBLIC LIBRARIES AND FREE PUBLIC LIBRARIES IN 1896-7.

Counties and Districts.	Cities, Towns and Villages.	Counties and Districts.	Cities, Towns and Villages.
Addington	Camden, East.	Dufferin	Mono Centre.
"	Enterprise.	"	Mono College.
"	Napanee Mills.	"	Orangeville.
"	Newburgh.	"	Priurose.
"	Tamworth.	"	Shelburne.
Algoma	Chapleau.	"	Violet Hill.
"	Manitowaning.	Dundas	Chesterville.
"	Port Arthur.	"	Iroquois.
"	Rat Portage.	"	Morewood.
"	Richard's Landing.	"	Morrisburg.
"	Sault Ste. Marie.	"	Winchester.
"	Schreiber.	Durham	Bowmanville.
"	Sudbury.	"	Millbrook.
"	Thessalon.	"	Orono.
"	Webbwood.	"	Port Hope.
Brant	Brantford.	Elgin	Aylmer.
"	Burford.	"	Duart.
"	Glenmorris.	"	Dutton.
"	Paris.	"	Port Stanley.
"	Scotland.	"	Rodney.
"	St. George.	"	St. Thomas.
Bruce	Bervie.	"	Shedden.
"	Cargill.	"	Sparta.
"	Chesley.	"	Springfield.
"	Glamis.	"	West Lorne.
"	Hepworth.	Essex	Comber.
"	Holyrood.	"	Essex.
"	Kincardine.	"	Kingsville.
"	Lion's Head.	"	Leamington.
"	Lucknow.	"	Windsor.
"	Mildmay.	Frontenac	Garden Island.
"	Paisley.	"	Kingston.
"	Port Elgin.	Glengarry	Lancaster.
"	Ripley.	"	Martintown.
"	Riversdale.	"	Maxville.
"	Southampton.	"	Williamstown.
"	Teeswater.	Grenville	Algonquin.
"	Tara.	"	Cardinal.
"	Tiverton.	"	Easton's Corners.
"	Underwood.	"	Merrickville.
"	Walkerton.	"	North Augusta.
"	Westford.	"	Oxford Mills.
"	Warton.	"	Prescott.
Carleton	Carp.	"	Spencerville.
"	Kars.	Grey	Bognor.
"	Kimburn.	"	Chatsworth.
"	Manotick.	"	Clarksburg.
"	North Gower.	"	Durham.
"	Ottawa.	"	Dundalk.
"	Richmond.	"	Flesherton.
Dufferin	Horning's Mills.	"	Holland Centre.
"	Lucille.	"	Kimberley.
"	Melancthon.	"	Lake Charles.



## PUBLIC LIBRARIES AND FREE PUBLIC LIBRARIES.

Counties and Districts.	Cities, Towns and Villages.	Counties and Districts.	Cities, Towns and Villages.
Grey	Hanover.	Lambton	Forest.
"	Markdale.	"	Mayflower Wisbeach P. O.
"	Meaford.	"	Oil Springs.
"	Owen Sound.	"	Petrolia.
"	Shallow Lake.	"	Point Edward.
"	St. Vincent.	"	Theford.
"	Thornbury.	"	Watford.
"	Walter's Falls.	"	Wyoming.
Haldimand	Caledonia.	Lanark	Allan's Mills.
"	Cayuga.	"	Almonte.
"	Cheapside.	"	Carleton Place.
"	Dufferin.	"	Dalhousie.
"	Dunnville.	"	Lanark.
"	Hagersville.	"	Pakenham.
"	Jarvis.	"	Perth.
"	Nanticoke.	"	Smith's Falls.
"	Victoria.	Leeds	Athens.
Halton	Burlington.	"	Brockville.
"	Georgetown.	"	Gananoque.
"	Milton.	"	Mallorytown.
"	Oakville.	Lennox	Napanee.
Hastings	Belleville.	"	Odessa.
"	Deseronto.	Lincoln	Beamsville.
"	Trenton.	"	Grantham.
"	Tweed.	"	Merritton.
Huron	Auburn.	"	Grimsby.
"	Blyth.	"	Niagara.
"	Brussels.	"	St. Catharines.
"	Clinton.	Manitoulin I.	Gore Bay.
"	Dungannon.	"	Little Current.
"	Ethel.	Middlesex	Ailsa Craig.
"	Exeter.	"	Belmont.
"	Fordwich.	"	Coldstream.
"	Goderich.	"	Delaware.
"	Gorrie.	"	Dorchester.
"	Hensall.	"	Glencoe.
"	Seaforth.	"	London.
"	St. Helen's.	"	Lucan.
"	Wingham.	"	Melbourne.
"	Wroxeter.	"	Parkhill.
Kent	Blenheim.	"	Strathroy.
"	Bothwell.	Muskoka	Bracebridge.
"	Chatham.	"	Burk's Falls.
"	Dresden.	"	Gravenhurst.
"	Highgate.	"	Huntsville.
"	Tilbury.	"	Port Carling.
"	Tilbury E.	Nipissing	Copper Cliff.
"	Ridgetown.	"	North Bay.
"	Romney.	Norfolk	Delhi.
"	Thamesville.	"	Port Rowan.
"	Wallaceburg.	"	Simcoe.
"	Wheatley.	"	Waterford.
Lambton	Arkona.	Northumberland	Brighton.
"	Aberarder.	"	Campbellford.
"	Alvinston.	"	Cobourg.
"	Copleston.	"	Cold Springs.
"	Courtwright.	"	Colborne.

## PUBLIC LIBRARIES AND FREE PUBLIC LIBRARIES.

Counties and Districts.	Cities, Towns and Villages.	Counties and Districts.	Cities, Towns and Villages.
Northumberland . . .	Fenella.	Renfrew . . . . .	Pembroke.
“ . . . . .	Hastings.	“ . . . . .	Renfrew.
“ . . . . .	Warkworth.	“ . . . . .	White Lake.
Ontario . . . . .	Beaverton.	Russell . . . . .	Russell.
“ . . . . .	Brooklin.	“ . . . . .	Vars.
“ . . . . .	Brougham.	Stormont . . . . .	Cornwall.
“ . . . . .	Cannington.	Simcoe . . . . .	Alliston.
“ . . . . .	Claremont.	“ . . . . .	Angus.
“ . . . . .	Oshawa.	“ . . . . .	Barrie.
“ . . . . .	Pickering.	“ . . . . .	Beeton.
“ . . . . .	Port Perry.	“ . . . . .	Bradford.
“ . . . . .	Sunderland.	“ . . . . .	Coldwater.
“ . . . . .	Uxbridge.	“ . . . . .	Collingwood.
“ . . . . .	Whitby.	“ . . . . .	Cookstown.
Oxford . . . . .	Embro.	“ . . . . .	Creemore.
“ . . . . .	Ingersoll.	“ . . . . .	Elmvale.
“ . . . . .	Kintore.	“ . . . . .	Midland.
“ . . . . .	Plattsville.	“ . . . . .	Orillia.
“ . . . . .	Norwich.	“ . . . . .	Penetanguishene.
“ . . . . .	Otterville.	“ . . . . .	Stayner.
“ . . . . .	Tavistock.	“ . . . . .	Tottenham.
“ . . . . .	Tilsonburg.	Victoria . . . . .	Bobcaygeon.
“ . . . . .	Thamesford.	“ . . . . .	Cobocok.
“ . . . . .	Woodstock.	“ . . . . .	Fenelon Falls.
Parry Sound . . . . .	Emsdale.	“ . . . . .	Kirkfield.
“ . . . . .	Parry Sound.	“ . . . . .	Little Britain.
“ . . . . .	Sundridge.	“ . . . . .	Lindsay.
Peel . . . . .	Alton.	“ . . . . .	Manilla.
“ . . . . .	Belfountain.	“ . . . . .	Oakwood.
“ . . . . .	Bolton.	“ . . . . .	Omeme.
“ . . . . .	Brampton.	“ . . . . .	Woodville.
“ . . . . .	Caledon.	Waterloo . . . . .	Ayr.
“ . . . . .	Cheltenham.	“ . . . . .	Baden.
“ . . . . .	Claude.	“ . . . . .	Berlin.
“ . . . . .	Forks of the Credit.	“ . . . . .	Elmira.
“ . . . . .	Inglewood.	“ . . . . .	Floradale.
“ . . . . .	Mono Road.	“ . . . . .	Galt.
“ . . . . .	Mono Mills.	“ . . . . .	Hespeler.
“ . . . . .	Port Credit.	“ . . . . .	Linwood.
“ . . . . .	Streetsville.	“ . . . . .	New Hamburg.
Perth . . . . .	Atwood.	“ . . . . .	Preston.
“ . . . . .	Listowel.	“ . . . . .	Waterloo.
“ . . . . .	Logan.	Welland . . . . .	Fonthill.
“ . . . . .	Milverton.	“ . . . . .	Fort Erie.
“ . . . . .	Mitchell.	“ . . . . .	Niagara Falls.
“ . . . . .	St. Mary's.	“ . . . . .	Niagara Falls South.
“ . . . . .	Stratford.	“ . . . . .	Port Colborne.
Peterborough . . . . .	Lakefield.	“ . . . . .	Ridgeway.
“ . . . . .	Norwood.	“ . . . . .	Thorold.
“ . . . . .	Peterborough.	“ . . . . .	Welland.
Prince Edward . . . . .	Bloomfield.	Wellington . . . . .	Alma.
“ . . . . .	Picton.	“ . . . . .	Arthur.
Renfrew . . . . .	Admaston.	“ . . . . .	Bellwood.
“ . . . . .	Arnprior.	“ . . . . .	Clifford.
“ . . . . .	Burnstown.	“ . . . . .	Drayton.
“ . . . . .	Calabogie.	“ . . . . .	Elora.
“ . . . . .	Douglas.	“ . . . . .	Erin.

## PUBLIC LIBRARIES AND FREE PUBLIC LIBRARIES.

Counties and Districts.	Cities, Towns and Villages.	Counties and Districts.	Cities, Towns and Villages.
Wellington .....	Ennottville.	York .....	Don.
" .....	Fergus.	" .....	Highland Creek.
" .....	Glen Allen.	" .....	Islington.
" .....	Grand Valley.	" .....	King.
" .....	Guelph.	" .....	Maple.
" .....	Harriston.	" .....	Markham.
" .....	Hillsburg.	" .....	Newmarket.
" .....	Morrison.	" .....	Queensville.
" .....	Mount Forest.	" .....	Richmond Hill.
" .....	Palmerston.	" .....	Scarborough.
" .....	Rockwood.	" .....	Stouffville.
Wentworth .....	Dundas.	" .....	Thornhill.
" .....	Hamilton.	" .....	Toronto.
" .....	Lynden.	" .....	Toronto Junction.
" .....	Saltfleet.	" .....	Vandorf.
" .....	Waterdown.	" .....	Weston.
York .....	Aurora.	" .....	Woodbridge.

The above list may be classified as follows :

Public Libraries reporting .....	245
Free Libraries reporting .....	78
Public Libraries not reporting .....	32
Free Libraries not reporting .....	5
Public Libraries incorporated since 30th April, 1897 .....	8

— 368.

## I. PUBLIC LIBRARIES REPORT.

The following extracts are taken from the annual reports for the year ending 30th April, 1897. (For details see Tables A and B) :

1. *Classification of Public Libraries Reporting 1896-97.*

Public Libraries, with libraries, reading-rooms, and evening classes ..	2
“ “ “ “ and reading rooms . . . . .	151
“ “ “ “ only . . . . .	92
Total . . . . .	245

2. *Public Libraries—Receipts and Balances on hand.*

The total receipts of Public Libraries was . . . . .	\$79,663 45
Balances on hand . . . . .	7,454 24

3. *Public Libraries—Expenditure.*

The total expenditure of 245 Public Libraries was . . . . .	\$72,209 21
---	-------------

4. *Public Libraries—Assets and Liabilities.*

Assets of 245 Public Libraries . . . . .	\$368,339 32
Liabilities of 245 Public Libraries . . . . .	13,603 20

5. *Number of Members in Public Libraries.*

245 Public Libraries have 30,771 members.

6. *Number of Volumes in Public Libraries and Number of Volumes issued.*

Number of volumes in 245 Libraries . . . . .	419,576
Number of volumes issued in 245 Libraries . . . . .	701,624

7. *Reading rooms in Public Libraries.*

153 Libraries reporting have reading rooms.  
153 Libraries subscribed for 3,241 newspapers and periodicals.

8. *Evening Classes in Public Libraries.*

2 Libraries had 48 pupils in the drawing courses.

The following abstract shows the proportionate number of volumes in each library.

*Libraries with less than 250 volumes.*

Alma, Burnstown, Copleston, Dalhousie (McDonalds Corners P.O.), Grantham (St. Catharine's P.O.), Horning's Mills, Maple, Melancthon, Mono College (Orangeville P.O. Oakwood, Otterville, Vars, Wellwood.

*Libraries with over 250 and less than 500 volumes.*

Allan's Mills, Alvinston, Atwood, Carp, Oayaga, Chesterville, Coldwater, Comber, Copper Cliff, Don, Douglas, Easton's Corners, Enterprise, Fenella, Glen Allan, Hepworth, Hillsburgh, Holland Centre, Kinburn, Kintore, Lanark, Lynden, Mono Centre, Mono Mills, Napanee Mills, North Augusta, Pakenham, Port Credit, Port Stanley, Primrose, Ridgeway, Riversdale, Rodney, Scotland, Shedden, Springfield, Sundridge, Tamworth, Thessalon, Violet Hill, West Lorne, White Lake.

*Libraries with over 500 and less than 1,000 volumes.*

Admaston, Algonquin, Beaverton, Belmont, Belwood, Bloomfield, Bognor, Bothwell, Brooklin, Burford, Burk's Falls, Camden East, Cargill, Cheapside, Clarksburg, Coldstream, Cold Springs, Creemore, Delhi, Dresden, Dutton, Ethel, Flesherton, Floradale, Fordwich, Hagersville, Kars, Kingsville, Kirkfield, Lakefield, Little Britain, Little Current, Manitowaning, Melbourne, Merriton, Mildmay, Millbrook, Milverton, Morriston, Nanticoke, Oil Springs, Omemee, Orono, Oxford Mills, Plattsville, Port Carling, Port Rowan, Richmond, Rockwood, Russell, Schreiber, Stayner, St. Helen's, Sunderland, Thedford, Thornbury, Tilbury, Tiverton, Warkworth, Westford, Wheatley, Williamstown, Winchester.

*Libraries with over 1,000 and less than 1,500 volumes.*

Alliston, Arnprior, Belfountain, Blyth, Bradford, Burlington, Caledonia, Cardinal, Chapleau, Chesley, Claremont, Dufferin (Clanbrassil P.O.), Dungannon, Erin, Glencoe, Gore Bay, Gorrie, Grand Valley, Gravenhurst, Hensall, Highland Creek, Holyrood, Huntsville, Inglewood, Iroquois, Islington, King, Lake Charles, Lancaster, Leamington, Lion's Head, Manilla, Manotick, Midland, Newburgh, Newmarket, North Bay, North Gower, Norwood, Parkhill, Pembroke, Picton, Port Oolborne, Port Perry, Queensville, Rat Portage, Ripley, Romney, Sault Ste. Marie, Shelburne, Sparta, Thamesford, Tilbury East (Stewart P.O.), Tottenham, Underwood, Watford, Woodbridge, Wyoming.

*Libraries with over 1,500 and less than 2,000 volumes.*

Arkona, Athens, Beamsville, Beeton, Bobcaygeon, Brighton, Brussels, Caledon, Cannington, Chatsworth, Cheltenham, Claude, Deseronto, Drayton, Duart, Dundalk, Essex, Gananoque, Georgetown, Glenmorris, Jarvis, Listowel, Lucan, Lucknow, Markdale, Mono Road, Morrisburg, New Hamburg, Niagara Falls S., Pickering, Port Arthur, Tara, Tavistock, Tilsonburg, Toronto Junction, Vandorf, Victoria (Caledonia P. O.), Woodville.

*Libraries with over 2,000 and less than 2,500 volumes.*

Aberarder, Arthur, Aurora, Baden, Blenheim, Bolton, Bracebridge, Clifford, Cobourg, Colborne, Cornwall, Dunnville, Elmira, Fonthill, Forest, Fort Erie, Lindsay, Markham, Meaford, Orangeville, Oshawa, Point Edward, Richmond Hill, Thamesville, Walkerton, Weston, Whitby, Wiarton, Wingham.

*Libraries with over 2,500 and less than 3,000 volumes.*

Almonte, Aylmer, Bowmanville, Brampton, Carleton Place, Ennotville, Exeter, Hespeler, Mitchell, Mount Forest, Oakville, Port Elgin, Renfrew, Streetsville, Teeswater, Welland.

*Libraries with over 3,000 and less than 3,500 volumes.*

Campbellford, Clinton, Fenelon Falls, Ingersoll, Napanee, Norwich, Orillia, Paisley, Ridgetown, Smith's Falls, Southampton, Stouffville.

---

*Libraries with over 3,500 and less than 4,000 volumes.*

Alton, Ayr, Belleville, Durham, Embro, Fergus, Goderich, Harriston, Kincardine, Penetanguishene, Perth, Port Hope, Prescott, Scarboro, St. George, Thorold, Wroxeter.

*Libraries with over 4,000, and less than 5,000 volumes.*

Barrie, Chatham, Collingwood, Galt, Garden Island, Grimsby, Milton, Niagara, Niagara Falls, Owen Sound, Seaforth, Simcoe, Strathroy, St. Mary's, Uxbridge, Woodstock.

*Libraries with over 5,000 and less than 6,000 volumes.*

Kingston, Preston, Stratford, St. Catharine's, Waterloo.

*Libraries with over 6,000 and less than 8,000 volumes.*

Berlin, Dundas, Palmerston, Paris, St. Thomas, Windsor.

*Libraries with over 8,000 and less than 10,000 volumes.*

Brockville, Elora, Guelph, Peterborough.

*Libraries with over 10,000 and less than 20,000 volumes.*

Brantford, London.

*Libraries with over 20,000 and less than 30,000 volumes.*

Hamilton.

*Libraries with over 95,000 volumes, and less than 100,000.*

Toronto.

---







TABLE A.—Receipts and Expenditure, Assets and Liabilities of Public Libraries for the year ending 30th April, 1897.

Public Libraries.	Receipts.		Expenditure.		Balance on hand.		Number of members.	Number of volumes in library.	Number of volumes issued.	Number of newspapers and periodicals.	Number of pupils in evening classes.	Assets.		Liabilities.	
	\$	c.	\$	c.	\$	c.						\$	c.	\$	c.
106 Hillsburg . . . . .	69	55	51	80	17	75	71	478	1,593			152	75		
107 Holland C'nt'e . . . . .	120	60	120	00		60	103	414	750			324	24		
108 Holyrood . . . . .	130	40	126	10	4	30	100	1,406	4,010			1,341	00		
109 Horning's Mills . . . . .	50	52	50	52			101	72	12			47	50		
110 Huntsville . . . . .	453	42	369	52	83	90	100	1,247	3,246	21		894	90	42	97
111 Inglewood . . . . .	195	97	175	04	20	93	103	1,204	2,501			937	46		
112 Islington . . . . .	20	70	18	70	2	00	26	1,025	551			442	00		
113 Jarvis . . . . .	320	31	305	62	14	69	124	1,860	3,563	21		969	69	109	00
114 Kars . . . . .	182	62	182	62			120	677	2,200			320	23	31	62
115 Kinburn . . . . .	234	75	228	21	6	54	127	491	1,178			208	04	35	00
116 Kincardine . . . . .	553	24	551	10	2	14	222	3,798	11,589	26		3,463	12	239	00
117 King . . . . .	220	98	220	98			107	1,006	1,352			422	11		
118 Kingston . . . . .	1,275	69	1,015	32	260	37	188	5,623	14,244	40		4,590	37	190	07
119 Kintore . . . . .	135	92	135	92			38	308	900			200	00	75	00
120 Kirkfield . . . . .	461	10	397	67	63	43	118	822	1,538	17		353	43	200	00
121 Lake Charles . . . . .	170	56	170	55		01	101	1,208	2,405			835	55		
122 Lindsay . . . . .	672	87	651	60	21	27	140	2,285	3,280	41		2,271	27	340	32
123 Lion's Head . . . . .	60	91	44	36	16	55	106	1,124	588			972	48		
124 Listowel . . . . .	401	06	401	06			140	1,864	4,150	21		1,352	50	362	85
125 Little Britain . . . . .	330	52	325	35	5	17	149	656	1,142	24		578	32		
126 Lucan . . . . .	138	35	116	88	21	47	103	1,799	1,803			1,618	47	55	10
127 Lucknow . . . . .	357	01	258	10	98	91	113	1,990	2,225	31		1,023	91	201	25
128 Lynden . . . . .	206	15	193	94	12	21	143	324	1,041			186	86	100	00
129 Manilla . . . . .	238	07	178	06	60	01	103	1,062	2,359			717	82		
130 Manitowaning . . . . .	242	50	237	28	5	22	101	511	1,357			218	72	213	25
131 Manotick . . . . .	185	51	175	73	9	78	111	1,073	2,153			675	00		
132 Maple . . . . .	51	95	51	72		23	130	168	438			100	85		
133 Markdale . . . . .	546	89	546	42		47	128	1,548	2,888	17		1,427	47	200	00
134 Markham . . . . .	186	35	185	01	1	34	102	2,360	3,397			1,821	34	3	75
135 Meaford . . . . .	238	90	230	91	7	99	103	2,282	3,314	7		2,698	84		
136 Melancthon . . . . .	38	95	38	17		78	102	82	462	7		51	82	1	00
137 Melbourne . . . . .	99	27	97	02	2	25	124	610	689			507	37		
138 Midland . . . . .	529	38	527	95	1	43	105	1,120	1,918	17		606	43	204	69
139 Mildmay . . . . .	172	81	157	36	15	45	101	660	1,108	13		240	45	19	00
140 Milton . . . . .	328	45	193	59	134	86	113	4,179	3,629	15		4,134	86		
141 Mono College (Orangeville P.O.) . . . . .	28	64	26	90	1	74	19	112	643			61	00		
142 Mono Mills . . . . .	122	65	100	67	21	98	103	395	585			206	20		
143 Mono Road . . . . .	163	83	137	53	26	33	133	1,820	3,928			1,376	33	80	35
144 Morrisburg . . . . .	424	82	423	53	1	29	136	1,834	4,484	29		1,091	29		
145 Morrison . . . . .	149	74	144	99	4	75	61	506	1,705	7		354	50		
146 Mount Forest . . . . .	476	38	435	47	40	91	197	2,686	4,532	18		2,337	91		
147 Nanticoke . . . . .	263	70	252	96	10	74	140	750	1,877			539	85	75	00
148 Napanee . . . . .	448	85	434	71	14	14	230	3,248	8,208	27		1,414	14	100	00
149 New Hamburg . . . . .	302	09	295	10	6	99	101	1,630	1,761	21		1,167	99	37	00
150 Newmarket . . . . .	466	33	429	56	36	77	134	1,402	3,064			1,014	77	100	00
151 Niagara . . . . .	363	02	363	02			132	4,131	4,245	27		4,100	00	250	34
152 Niagara Falls . . . . .	750	70	582	15	168	55	292	4,549	7,213	24		5,988	55		
153 North Gower . . . . .	96	61	68	39	28	22	105	1,031	2,807			578	22		
154 Norwich . . . . .	311	85	297	66	14	19	115	3,063	2,563			2,064	19		
155 Norwood . . . . .	337	54	297	13	40	41	125	1,383	2,445	17		750	41		

TABLE A.—Receipts and Expenditure, Assets and Liabilities of Public Libraries for the year ending 30th April, 1897.

Public Libraries.	Receipts.	Expenditure.	Balance on hand.	Number of members.	Number of volumes in library.	Number of volumes issued.	Number of news-papers and periodicals.	Number of pupils in evening classes.	Assets.	Liabilities.
	\$ c.	\$ c.	\$ c.						\$ c.	\$ c.
156 Oakville.....	348 99	344 35	4 64	125	2,701	3,003			2,394 64	75 00
157 Oakwood ....	79 66	79 66		107	101	47	11		78 11	32 16
158 Omemee .....	289 22	248 07	41 15	105	652	1,165	21		582 62	
159 Orangeville...	473 55	436 42	37 13	117	2,496	3,354	29		2,577 13	75 00
160 Orillia .....	609 22	681 77	17 45	240	3,220	8,235	23		3,690 45	185 00
161 Orono .....	141 79	110 81	30 98	167	681	2,645			617 04	35 06
162 Oshawa .....	766 79	724 39	42 40	150	2,076	4,104	33		1,192 40	185 00
163 Otterville .....	107 00	100 00	7 00	116	192	33			107 00	50 00
164 Owen Sound..	613 02	542 32	70 70	229	4,156	10,409	31		5,970 70	23 00
165 Oxford Mills .	139 86	119 40	20 46	104	916	3,965			700 88	20 46
166 Paisley .....	396 47	384 79	11 68	322	3,145	6,155	23		3,355 49	
167 Pakennam ....	178 30	177 59	71	105	326	923	11		226 71	
168 Palmerston ..	254 05	205 40	48 65	102	6,163	1,808	29		1,548 65	98 00
169 Paris .....	643 59	643 59		147	6,295	5,564	40		10,662 65	50 00
170 Parkhill.....	394 60	394 60		103	1,288	2,562	12		700 00	172 60
171 Pembroke .....	461 01	430 35	30 66	170	1,207	5,445	19		1,210 60	299 03
172 Penetanguishene .....	615 70	615 70		150	3,947	4,201	26		2,027 55	275 00
173 Perth .....	565 08	564 51	57	227	3,787	7,696	22		1,900 57	
174 Peterboro'....	1,603 91	1,509 33	94 58	377	8,359	14,961	113 19		10,116 39	
175 Pickering ....	317 70	281 13	36 57	104	1,857	1,889			836 57	
176 Picton .....	516 82	472 71	44 11	194	1,171	4,156	20		744 11	4 00
177 Plattsville...	174 53	164 16	10 37	107	676	3,096	14		402 94	
178 Point Edward	157 72	144 55	13 17	105	2,456	3,014	13		2,936 17	33 47
179 Port Arthur..	406 00	391 40	14 60	105	1,538	1,200	20		1,339 60	360 00
180 Port Carling..	132 58	90 00	42 58	101	737	933	11		560 33	20 00
181 Port Credit ..	150 88	149 51	1 37	130	361	765			226 37	
182 Port Elgin ...	254 21	227 54	26 67	105	2,545	2,703	16		1,026 67	12 00
183 Port Hope .....	755 54	715 46	40 08	163	3,616	5,114	35		3,243 08	290 07
184 Port Perry ..	385 55	385 19	36	101	1,049	3,062	14		703 66	
185 Port Stanley .	329 00	305 11	23 89	120	272	737	18		243 28	
186 Primrose .....	74 24	67 74	6 50	104	203	1,526			144 50	
187 Preston .....	649 56	582 92	66 64	117	5,305	3,764	37		5,916 64	
188 Queensville ..	177 77	161 35	16 42	106	1,020	2,699			594 74	
189 Rat Portage..	483 60	424 56	59 04	102	1,037	2,279	27		810 90	220 00
190 Richmond....	145 50	145 50		104	517	1,063			293 59	2 90
191 Kidgetown....	521 34	519 02	2 32	126	3,250	3,799	18		4,093 86	
192 Ridgeway .....	159 34	155 28	4 06	128	369	1,505			194 03	
193 Ripley .....	371 31	369 47	1 84	107	1,378	1,076	10		1,183 53	135 00
194 Riversdale ..	82 87	82 87		105	305	622			155 47	2 05
195 Rockwood....	216 12	206 72	9 40	113	568	2,195	13		281 84	
196 Rodney .....	88 07	76 45	11 62	93	331	578	14		368 12	36 20
197 Romney.....	272 96	245 61	27 35	108	1,086	1,767	1		855 60	5 50
198 Russell.....	292 81	241 67	51 14	130	919	1,666	21		1,016 14	
199 Scarborough' ..	232 02	218 37	13 65	111	3,796	3,066			3,017 05	
200 Schreiber .....	635 45	609 77	25 68	90	795	2,365	11		1,913 26	200 00
201 Scotland .....	227 91	227 91		105	298	1,177	25		186 69	6 00
202 Seaford .....	697 99	594 07	103 92	237	4,817	12,974	28		5,156 92	950 00
203 Shedden .....	125 06	107 45	17 61	102	389	779	2		233 61	110 00
204 Southampton..	187 25	155 69	31 56	128	3,221	3,505			2,730 24	
205 Sparta .....	445 25	368 03	77 22	150	1,306	3,513			1,114 25	23 00
206 Springfield ...	249 11	249 08	03	114	447	1,490			341 60	122 89
207 Stouffville ..	529 75	491 21	38 54	106	3,032	2,334	26		3,118 54	
208 Strathroy .....	542 43	542 43		268	4,616	9,521	26		4,600 00	84 68
209 Streetsville...	238 24	238 24		117	2,875	1,728	17		2,675 00	165 00

TABLE A.—Receipts and Expenditure, Assets and Liabilities of Public Libraries for the year ending 30th April, 1897.

Public Libraries.	Receipts.		Expenditure.		Balance on hand.		Number of members.	Number of volumes in library.	Number of volumes issued.	Number of newspapers and periodicals.	Number of pupils in evening classes.	Assets.		Liabilities.	
	£	c.	£	c.	£	c.						£	c.	£	c.
210 St. George ...	450	02	416	39	33	63	178	3,775	4,209	16	.....	4,239	37	50	00
211 St. Helen's...	440	92	435	36	5	56	102	782	1,535	16	.....	632	77	45	00
212 Sunderland...	262	65	262	65	.....	.....	101	944	1,574	11	.....	725	00	.....	..
213 Tara .....	405	35	334	37	70	98	116	1,713	1,888	12	.....	1,332	90	.....	.....
214 Tavistock ...	430	35	328	44	101	91	109	1,776	3,232	22	.....	1,234	46	.....	.....
215 Teeswater ...	485	05	397	84	87	21	106	2,613	3,655	28	.....	1,937	21	.....	.....
216 Thamesford ..	298	97	137	34	161	63	104	1,263	1,466	5	.....	1,017	86	.....	.....
217 Thamesville ..	767	50	721	94	45	56	140	2,268	5,254	18	.....	2,172	35	300	00
218 Thedford ....	245	77	233	56	12	21	104	600	1,720	.....	.....	373	92	.....	.....
219 Thornbury ....	243	33	157	83	85	50	108	602	1,396	.....	.....	834	12	100	00
220 Tilbury ....	254	21	249	23	4	98	105	805	1,060	18	.....	629	17	74	50
221 Tilbury E. (Stewart P.O)	353	15	333	76	19	39	164	1,392	4,071	6	.....	719	39	13	50
222 Tilsonburg ...	384	95	310	90	74	05	150	1,632	4,113	16	.....	1,149	05	.....	.....
223 Tiverton .....	222	74	222	74	.....	.....	131	911	3,598	11	.....	560	00	.....	.....
224 Toronto Junction .....	847	33	830	64	16	69	109	1,913	2,734	30	.....	2,441	69	148	04
225 Underwood ...	221	55	209	66	11	89	119	1,226	2,701	.....	.....	551	89	4	35
226 Uxbridge ...	894	20	882	20	12	00	112	4,888	3,340	28	.....	4,814	80	262	50
227 Vandorf .....	205	35	199	42	5	93	161	1,554	1,592	.....	.....	1,355	93	18	00
228 Vars .....	121	50	115	00	6	50	102	157	.....	.....	.....	121	50	50	00
229 Violet Hill ..	101	35	100	15	1	20	104	385	1,920	.....	.....	351	20	.....	.....
230 Walkerton ...	419	02	419	02	.....	.....	149	2,081	4,934	26	.....	1,503	00	.....	.....
231 Warkworth ...	273	47	245	78	27	69	107	734	2,822	17	.....	432	51	50	00
232 Watford .....	297	76	273	25	24	51	131	1,494	1,711	22	.....	1,189	51	50	00
233 Webbwood ...	101	45	99	90	1	55	55	129	47	11	.....	70	02	51	67
234 Welland ...	478	23	444	79	33	44	159	2,860	4,169	23	.....	3,657	44	.....	.....
235 West Lorne ...	187	24	166	51	20	73	140	293	1,000	11	.....	178	73	.....	.....
236 Weston .....	437	98	437	98	.....	.....	109	2,261	4,015	29	.....	1,885	00	8	83
237 Wheatley ....	304	39	295	83	8	56	120	592	1,912	.....	.....	422	94	75	00
238 Whitby .....	274	97	241	26	33	71	129	2,387	4,334	.....	.....	1,733	71	.....	.....
239 Warton .....	298	52	279	71	18	81	114	2,117	2,048	16	.....	1,343	86	.....	.....
240 Williamstown ..	121	94	70	85	51	09	102	680	591	15	.....	927	37	50	00
241 Winchester...	121	30	111	91	9	39	124	532	1,553	.....	.....	355	86	.....	.....
242 Wingham ...	554	98	436	99	117	99	107	2,333	3,189	32	.....	1,857	99	4	00
243 Woodbridge ...	346	23	199	58	146	65	105	1,349	2,624	16	.....	1,596	65	231	00
244 Woodstock ..	885	26	885	26	.....	.....	225	4,804	5,570	36	.....	3,700	00	257	16
245 Woodville....	438	85	402	67	36	18	102	1,537	2,361	29	.....	1,036	15	.....	.....
Total .....	79,663	45	72,209	21	7,454	24	30,771	419,576	701,624	3,241	48	368,339	32	13,603	20

TABLE B.—Evening Classes in Drawing, 1896-7.

Public Libraries.	Number of students.	Primary Drawing.
Galt .....	29	Freehand, Geometry, Model Drawing.

Public Libraries.	Number of students.	Mechanical Course.
Galt .....	29.	Machine Drawing.
Peterboro' .....	19	Orthographic Projection.
Total .....	48	

II. *Free Libraries.*

The following extracts are taken from the Annual Reports for the year ending 30th of April, 1897 (for details see Table C).

1. *Free Libraries' Receipts and Balances on hand.*

The total receipts of seventy-eight Free Libraries was..... \$99,776 86  
Balances on hand..... 4,989 90

2. *Free Libraries' Expenditure.*

The total expenditure of seventy-eight Free Libraries was .. \$94,786 96

3. *Free Libraries' Assets and Liabilities.*

Assets of seventy-eight Free Libraries ..... \$476,353 05  
Liabilities of seventy-eight Free Libraries ..... 126,162 88

4. *Number of Readers in Free Libraries.*

Seventy-eight Free Libraries report having had 68,262 readers.

5. *Number of Volumes in Free Libraries, and Number of Volumes Issued.*

Number of volumes in seventy-eight Free Libraries ..... 308,236  
Number of volumes issued in seventy-eight Free Libraries ..... 1,465,341

6. *Reading Rooms in Free Libraries.*

Fifty-six Free Libraries subscribed for 2,587 newspapers and periodicals.

The following Free Libraries did not report this year :—Angus, Hanover, Ottawa, Sudbury, Waterford.

TABLE C.—Receipts and Expenditure, Assets and Liabilities of Free Libraries for the year ending 30th April, 1897.

Free Libraries.	Receipts.		Expenditure.		Balance on hand.	Number of members.	Number of volumes in library.	Number of volumes issued.	Number of newspapers and periodicals.	Assets.		Liabilities.		
	\$	c.	\$	c.						\$	c.	\$	c.	
1 Alton .....	303	28	303	28	.....	184	3,964	3,231	.....	3,456	00	17	30	
2 Alvington .....	255	00	172	01	82	99	158	365	128	24	247	99	200	00
3 Arnprior .....	509	88	496	16	13	72	233	1,411	5,483	.....	1,024	72	150	23
4 Aylmer .....	863	03	856	03	7	00	193	2,756	4,444	26	3,032	00	.....	.....
5 Beeton .....	208	12	207	76	36	115	1,970	1,879	10	1,100	36	36	80	.....
6 Belfountain .....	142	00	142	00	.....	138	1,244	1,944	.....	700	00	.....	.....	.....
7 Berlin .....	1,634	32	1,634	32	.....	3,071	6,321	17,644	51	6,330	00	.....	.....	.....
8 Bothwell .....	131	66	131	66	.....	116	734	850	8	525	75	39	.....	.....
9 Brampton .....	681	88	678	49	3	39	652	2,815	14,600	19	1,603	39	50	20
10 Brantford .....	2,869	71	2,832	24	37	47	2,357	14,101	64,456	69	12,737	47	.....	.....
11 Brockville .....	1,458	16	1,424	96	33	20	1,651	8,217	46,959	45	4,083	20	.....	.....
12 Burk's Falls .....	334	98	278	94	56	04	349	881	3,702	17	514	74	.....	.....
13 Caledonia .....	25	00	23	85	1	15	100	1,491	5,388	.....	900	00	.....	.....
14 Camden East .....	153	25	148	65	4	60	126	835	1,201	11	507	82	.....	.....
15 Cardinal .....	418	67	321	06	97	61	236	1,265	3,918	23	1,007	61	.....	.....
16 Chatham .....	1,542	04	1,529	08	12	96	1,200	4,847	22,402	43	4,062	96	.....	.....
17 Collingwood .....	1,398	80	1,280	06	118	74	769	4,645	18,111	30	5,143	75	.....	.....
18 Cornwall .....	809	07	796	49	12	58	643	2,123	14,370	35	1,312	58	380	00
19 Creemore .....	137	70	114	56	23	14	157	514	1,993	.....	296	45	6	00
20 Deseronto .....	1,907	05	1,778	78	128	27	566	1,713	20,350	51	2,103	27	.....	.....
21 Delhi .....	494	21	459	23	4	98	200	636	2,915	20	404	98	200	00
22 Drayton .....	392	44	352	78	39	66	232	1,868	5,003	15	1,739	66	.....	.....
23 Enterprise .....	122	01	122	00	01	84	485	896	10	224	21	.....	.....	.....
24 Erin .....	222	40	220	83	1	57	128	1,139	3,633	14	715	46	.....	.....
25 Forest .....	379	16	378	61	55	115	1,121	1,780	27	2,330	55	140	00	.....
26 Garden Island .....	802	82	465	58	337	24	177	4,603	862	34	3,087	24	.....	.....
27 Georgetown .....	428	43	418	65	14	63	232	1,780	7,050	48	1,614	63	50	00
28 Gore Bay .....	305	30	251	58	53	72	198	1,118	3,405	.....	843	72	150	00
29 Gravenhurst .....	181	26	160	83	20	43	70	1,118	2,703	.....	708	75	15	67
30 Guelph .....	1,889	74	1,889	74	.....	1,379	9,108	60,823	46	8,950	00	.....	.....	.....
31 Hamilton .....	13,735	09	13,688	39	46	70	12,114	24,059	221,672	221	70,369	46	42,834	50
32 Ingersoll .....	972	34	653	05	319	29	839	3,013	18,606	25	2,219	29	.....	.....
33 Iroquois .....	489	37	440	46	48	91	296	1,338	2,363	27	1,398	91	100	00
34 Kingsville .....	401	70	363	02	38	68	210	705	1,453	19	638	68	75	00
35 Lakefield .....	135	28	124	91	10	37	103	617	776	12	270	37	3	00
36 Lanark .....	348	27	322	98	25	29	207	425	2,820	19	327	00	30	00
37 Lancaster .....	174	95	168	15	6	80	125	1,419	1,894	4	931	80	26	40
38 Leamington .....	414	00	384	23	29	77	512	1,049	4,365	7	762	77	.....	.....
39 Little Current .....	141	80	141	34	46	150	735	1,675	.....	330	46	20	83	.....
40 London .....	9,060	57	8,470	63	589	94	3,500	10,019	72,503	160	29,589	94	24,088	81
41 Merriton .....	246	63	163	55	83	08	194	743	4,680	.....	508	08	.....	.....
42 Millbrook .....	433	47	365	61	67	86	290	973	4,563	33	587	86	187	00
43 Milverton .....	100	26	91	36	8	90	1,077	518	1,077	.....	377	48	.....	.....
44 Mitchell .....	535	62	474	76	60	86	276	2,983	4,780	22	4,199	21	.....	.....
45 Mono Centre .....	88	25	88	25	.....	100	368	1,000	.....	200	00	25	00	.....
46 Napanee Mills .....	73	60	63	70	9	90	61	293	485	.....	119	71	.....	.....
47 Newburgh .....	234	74	234	30	44	120	1,386	1,539	18	1,006	10	25	00	.....
48 Niagara Falls S .....	181	07	181	07	.....	381	1,777	6,331	.....	1,135	00	4	00	.....
49 North Augusta .....	91	25	88	92	2	33	170	321	2,179	.....	163	99	58	00

TABLE C.—Receipts and Expenditure, Assets and Liabilities of Free Libraries for the year ending 30th April, 1897.

Free Libraries.	Receipts.		Expenditure.		Balance on hand.	Number of members	Number of volumes in library.	Number of volumes issued.	Number of news-papers and periodicals.	Assets.		Liabilities.	
	\$	c.	\$	c.						\$	c.	\$	c.
50 North Bay ....	726	65	726	65	.....	302	1,138	5,099	50	1,077	07	28	43
51 Oil Springs....	220	91	220	46	45	195	782	7,502	.....	575	45	.....	.....
52 Port Colborne..	177	98	174	30	3 08	284	1,180	3,576	.....	885	29	.....	.....
53 Port Rowan....	356	59	328	89	17 70	125	994	1,710	.....	1,440	19	125	00
54 Prescott.....	534	21	534	07	14	511	3,757	13,098	27	4,415	42	.....	.....
55 Renfrew .....	488	49	439	49	49 00	236	2,667	3,361	20	3,275	54	131	14
56 Richmond Hill.	300	06	239	60	60 46	180	2,318	4,372	24	1,860	46	.....	.....
57 Sault Ste. Marie	548	71	513	17	35 54	258	1,201	3,935	22	1,202	54	.....	.....
58 Shelburne .....	304	64	294	74	9 90	200	1,204	2,120	18	1,028	62	18	00
59 Simcoe .....	1,066	02	1,066	02	.....	494	4,184	10,142	31	6,200	00	333	49
60 Smith's Falls..	673	51	661	32	12 19	312	3,461	6,811	37	2,412	19	200	50
61 Stayner .....	119	45	119	45	.....	119	967	2,433	1	592	77	.....	.....
62 Stratford .....	921	13	815	66	105 47	611	5,124	17,440	29	4,255	47	.....	.....
63 St. Catharine's	2,713	95	2,118	69	595 26	1,558	5,833	41,011	48	4,995	26	.....	.....
64 St. Mary's ....	573	62	550	03	23 59	596	4,449	12,163	17	3,223	59	.....	.....
65 St. Thomas....	1,939	60	1,910	38	29 22	1,176	6,584	18,583	43	4,429	22	.....	.....
66 Sundridge ....	155	08	142	08	13 00	120	369	1,743	16	192	67	.....	.....
67 Tamworth.....	291	10	285	49	5 61	310	494	2,254	24	231	02	145	30
68 Thessalon .....	209	00	207	68	1 32	102	443	829	15	277	32	.....	.....
69 Thorold .....	467	99	433	41	34 58	533	3,774	8,417	21	5,164	58	.....	.....
70 Toronto .....	34,448	86	33,088	56	1,360 30	21,463	97,810	535,959	811	225,272	99	56,246	21
71 Tottenham .....	141	41	141	41	.....	169	1,255	3,026	.....	923	05	36	66
72 Victoria (Caledonia P.O.)..	226	77	186	80	39 97	212	1,569	1,829	.....	1,149	54	.....	.....
73 Waterloo.....	575	03	495	24	79 79	1,000	5,749	8,059	37	4,847	41	.....	.....
74 Westford.....	129	03	126	32	2 71	102	867	1,446	2	688	83	.....	.....
75 White Lake....	54	25	51	75	2 50	111	256	674	.....	96	52	14	17
76 Windsor .....	2,056	78	2,017	55	39 23	.....	6,128	39,413	51	4,712	63	.....	.....
77 Wroxeter .....	275	47	262	17	13 30	174	3,506	1,324	.....	3,335	02	.....	.....
78 Wyoming .....	220	94	220	94	.....	215	1,244	638	.....	1,147	02	.....	9 85
Total.....	99,776	86	94,786	96	4,989 90	68,262	308,236	1,456,341	2,587	476,353	05	126,162	88

## II. ART SCHOOLS AND DEPARTMENTAL DRAWING EXAMINATIONS.

TABLE D.—Certificates Awarded in Primary Art Course from 1882 to 1897.

Year.	Freehand drawing.	Geometry.	Perspective.	Model drawing.	Blackboard drawing.	Teachers' certificates.	Total.
1882	28	21	17	12	28	.....	106
1883	84	89	58	47	76	.....	354
1884	153	174	139	138	86	66	756
1885	214	529	301	168	198	122	1,532
1886	634	672	149	662	414	77	2,608
1887	643	1,204	428	444	122	103	2,944
1888	805	882	520	403	236	133	2,979
1889	1,002	961	394	470	494	187	3,508
1890	1,000	1,009	290	811	313	130	3,553
1891	1,085	1,569	292	746	422	164	4,278
1892	1,361	1,419	569	1,120	720	338	5,527
1893	1,769	1,277	439	876	392	220	4,973
1894	1,383	719	548	550	562	153	3,915
1895	1,813	1,429	658	1,311	991	341	6,543
1896	1,195	569	361	1,110	1,121	265	4,621
1897	716	500	212	704	516	114	2,762
Total	13,885	13,023	5,375	9,572	6,691	2,413	50,959

TABLE E.—Certificates Awarded in Advanced Art Course from 1883 to 1897.

Year.	Shading from flat.	Outline from round.	Shading from round.	Drawing from flowers.	Ornamental design.	Industrial design.	Teachers' certificates.	Total.
1883	5	5	12	18	.....	.....	.....	40
1884	16	5	12	12	.....	.....	.....	45
1885	33	18	35	29	.....	.....	4	119
1886	35	24	19	48	.....	.....	3	129
1887	59	27	28	25	34	.....	14	187
1888	22	17	39	44	20	.....	9	151
1889	65	36	58	24	25	.....	14	222
1890	62	30	76	43	22	.....	15	248
1891	80	52	67	66	38	.....	23	326
1892	24	32	53	72	37	.....	13	231
1893	58	54	73	62	54	.....	13	314
1894	31	44	58	79	68	.....	24	304
1895	56	52	78	58	29	.....	11	284
1896	60	74	103	113	.....	29	17	396
1897	61	47	126	95	.....	41	18	388
Total	667	517	837	788	327	70	178	3,384

TABLE F.—Certificates Awarded in Mechanical Drawing Course from 1883 to 1897.

Year.	Descriptive geometry.	Machine drawing.	Building construction.	Industrial design.	Architectural design.	Advanced perspective.	Teachers' certificates.	Total.
1883.....	2	3	1	2	.....	3	.....	11
1884.....	1	1	1	1	.....	1	.....	5
1885.....	12	32	4	25	.....	12	4	89
1886.....	14	13	5	28	.....	14	3	77
1887.....	6	5	12	18	.....	6	2	49
1888.....	8	7	7	15	.....	11	2	50
1889.....	13	23	11	20	.....	12	3	82
1890.....	11	23	5	8	.....	12	2	61
1891.....	3	31	2	31	.....	28	2	103
1892.....	17	25	13	38	.....	15	2	110
1893.....	14	33	10	47	.....	35	10	149
1894.....	12	17	6	90	.....	9	3	137
1895.....	5	22	9	31	.....	12	3	82
1896.....	7	9	5	.....	9	12	3	45
1897.....	16	13	4	.....	6	15	.....	54
Total.....	141	257	101	354	15	197	39	1,104

TABLE G.—Certificates Awarded for Extra Subjects from 1885 to 1897.

Year.	Drawing from the antique.	Shading from casts.	Architectural designs.	Drawing from life.	Painting from life.	Painting, oil colors.	Painting, water colors.	Sepia.	Monochrome.	Pastel.	Sculpture in marble.	Modelling in clay.	Lithography.	Photogravure.	China painting.	Reposse work.	Wood carving.	Industrial design.	Pen and ink.	Machine drawing.	Wood engraving.	Engraving on copper.	Crayon portraits.	Total.
1885.....	.....	.....	.....	.....	.....	9	7	.....	.....	.....	.....	14	.....	.....	.....	.....	.....	.....	.....	.....	.....	.....	.....	30
1886.....	.....	.....	.....	.....	.....	12	7	.....	.....	.....	.....	11	.....	.....	.....	.....	7	.....	.....	.....	.....	.....	.....	37
1887.....	.....	.....	.....	7	.....	32	9	.....	.....	.....	.....	8	.....	.....	2	.....	2	.....	.....	.....	.....	.....	.....	60
1888.....	.....	.....	.....	15	12	25	14	13	1	2	.....	10	1	9	2	.....	3	.....	.....	.....	1	.....	.....	108
1889.....	.....	.....	.....	12	8	16	21	3	2	.....	.....	7	2	6	.....	1	.....	.....	.....	.....	3	.....	.....	81
1890.....	.....	.....	.....	7	4	28	18	10	4	.....	.....	7	1	6	.....	4	.....	.....	.....	.....	.....	.....	.....	89
1891.....	.....	.....	.....	4	5	29	26	3	6	.....	.....	5	.....	.....	7	.....	2	.....	.....	.....	1	.....	.....	88
1892.....	.....	.....	.....	2	6	21	16	7	1	.....	.....	2	1	3	.....	1	.....	.....	.....	.....	.....	.....	2	62
1893.....	11	.....	2	5	9	35	21	7	4	.....	.....	5	1	3	.....	2	.....	.....	.....	.....	.....	.....	.....	105
1894.....	11	.....	2	8	6	29	16	5	7	.....	.....	4	2	10	.....	2	10	.....	.....	1	.....	.....	.....	113
1895.....	26	.....	6	14	4	39	24	10	1	.....	.....	5	6	18	.....	3	17	.....	5	2	1	.....	.....	181
1896.....	14	.....	.....	12	6	34	38	6	1	2	.....	3	3	1	30	.....	2	13	.....	1	1	.....	.....	167
1897.....	19	11	1	17	6	38	42	7	3	3	.....	5	4	3	17	.....	3	22	.....	3	4	1	.....	209
Total.....	81	11	11	103	66	347	259	71	30	5	2	86	21	4	109	4	32	62	4	11	8	1	2	1330



TABLE H.—Certificates awarded to Art Schools, 1896-7.—Primary Course.

Art Schools.	Number of students for examination.	Number of proficiency certificates taken.						Total proficiency certificates taken.	Number of teachers' certificates.	Grant for certificates.
		Freehand.	Geometry.	Perspective.	Model.	Blackboard.				
Brockville.....	49	13	3	.....	17	19	52	.....	\$ 43 00	
Hamilton.....	98	31	6	2	23	26	88	1	76 00	
Kingston.....	24	5	5	7	4	3	24	5	18 00	
London.....	22	.....	2	2	1	3	8	3	8 00	
Ottawa.....	24	6	2	1	7	7	23	.....	21 00	
St. Thomas.....	23	9	10	5	16	5	45	1	31 00	
Toronto.....	42	11	14	7	22	18	72	5	46 00	
Total.....	282	75	42	24	90	81	312	15	243 00	

TABLE I.—Certificates awarded to Art Schools, 1896-7.—Advanced Course.

Art Schools.	Number of students for examination.	Number of proficiency certificates taken.						Total proficiency certificates taken.	Number of teachers' certificates.	Grant for certificates.
		Shading from flat.	Outline from round.	Shading from round.	Drawing from flowers.	Industrial design.				
Brockville ...	37	3	3	1	1	.....	8	.....	\$ 7 00	
Hamilton.....	83	19	11	12	26	14	82	9	74 00	
Kingston.....	22	1	5	9	7	3	25	3	22 00	
London.....	23	5	3	3	4	1	16	1	13 00	
Ottawa.....	14	.....	2	2	5	3	12	.....	11 00	
St. Thomas.....	15	2	.....	6	3	.....	11	.....	11 00	
Toronto.....	54	7	10	5	16	4	42	.....	33 00	
Total.....	248	37	34	38	62	25	196	13	171 00	

TABLE J.—Certificates awarded to Art Schools, 1896-7.—Mechanical Course.

Art Schools.	Number of students for examination.	Number of proficiency certificates taken.						Number of teachers' certificates.	Grant f. r. certificates.
		Descriptive geometry.	Machine drawing.	Building construction.	Architectural design.	Advanced perspective.	Total proficiency, certificates taken.		
Hamilton.....	10		2	1	3	2	8		\$ <sup>8</sup> c. 00
Kingston .....	7			1		3	4		4 00
London .....	6								
Ottawa.....	10		1	1	1		3		3 00
St. Thomas.....	14	7	1	1	2		11		11 00
Toronto .....	5	4				5	9		8 00
Total.....	52	11	4	4	6	10	35		34 00

TABLE K.—Certificates awarded to Art Schools, 1896-97.—Extra subjects.

Art School.	Number of students for examination.	Number of certificates taken.														Total.									
		Drawing from life.	Painting from life.	Painting, oil colors.	Painting, water colors.	Sepia.	Monochrome.	China painting.	Wood carving.	Wood engraving.	Modelling in clay.	Lithography.	Photography.	Shading from casts.	Drawing from antique.		Industrial designs.	Machine drawing.	Architectural perspective.	Pen and ink sketches.					
Brockville.....	3			2		1																			3
Hamilton.....	23			3	2	6	2		1	1	1	1	3	2	5	1		1							28
Kingston.....	2								1																1
London.....	7			1	1			1		1					1										5
Ottawa.....	20	4		4	3		1			1				4	4	9	1							3	34
St. Thomas.....	4							1		1											2				4
Toronto.....	45	10	6	2	1			2	1	2	3			5	5										37
	104	14	6	12	7	7	3	4	3	1	5	4	3	4	12	19	4				4	1			112

TABLE L.—Certificates awarded to Public Libraries, 1896-97.—Primary Course.

Public Libraries.	Number of students for examination.	Number of proficiency certificates taken.					Total proficiency certificates.	Grant for certificates.
		Freehand.	Geometry.	Perspective.	Model.	Blackboard.		
Galt .....	151	2	5	.....	3	.....	10	\$ c. 10 00

TABLE M.—Certificates awarded to Public Libraries, 1896-97.—Mechanical Course.

Public Libraries.	Number of students for examination.	Number of proficiency certificates taken.					Total proficiency certificates.	Grant for certificates.
		Descriptive geometry.	Machine drawing.	Building construction.	Architectural design.	Advanced perspective.		
Galt .....	19	2	4	.....	.....	.....	6	\$ c. 6 00
Peterboro' .....	19	.....	5	.....	.....	.....	5	5 00
	38	2	9	.....	.....	.....	11	11 00

TABLE N.—Certificates awarded to Public Schools, High Schools, Colleges, etc.,  
1896-7.—Primary Course.

Name.	Number of students for examination	Number of proficiency certificates taken.					Total proficiency certificates.	Number of teachers' certificates.
		Freehand.	Geometry.	Perspective.	Model.	Blackboard.		
Athens High School.....	51	23	1	.....	12	16	52	2
Aylmer Coll. Inst.....	56	25	24	8	21	16	94	2
Belleville, Albert College.....	11	1	2	1	5	2	11	.....
do High School.....	84	14	20	.....	20	15	69	.....
do Loretto Convent.....	26	11	12	5	9	14	51	2
Brockville Coll. Inst.....	29	12	.....	.....	10	15	37	.....
Caledonia High School.....	49	18	3	1	8	4	34	.....
Dundas do.....	35	9	.....	.....	11	6	26	.....
Gananoque do.....	52	23	4	1	16	13	57	1
Kemptville do.....	65	13	6	5	5	5	34	2
Hamilton Coll. Inst.....	117	71	.....	.....	77	49	197	.....
do Loretto Academy.....	17	8	.....	1	5	4	18	.....
do Model School.....	15	14	13	10	11	3	51	3
do Queen Victoria P. S.....	39	20	28	28	19	11	106	10
do Kyerson P. S.....	32	19	25	11	12	9	76	9
Markham High School.....	127	35	53	35	34	31	188	16
Meaford do.....	33	21	16	2	15	12	66	1
Morrisburg Coll. Inst.....	102	21	28	2	14	8	73	8
Niagara Falls Loretto Academy.....	34	14	5	5	7	3	34	2
Orangeville High School.....	21	11	.....	1	11	7	30	.....
Oshawa do.....	86	17	5	2	23	25	72	.....
Orono Public School.....	7	6	.....	.....	3	3	12	.....
Owen Sound Coll. Inst.....	86	20	37	2	17	13	92	4
Picton High School.....	51	17	27	19	33	16	112	6
Port Perry do.....	41	.....	.....	1	22	10	33	.....
Simcoe do.....	1	.....	.....	.....	.....	.....	.....	.....
St. Thomas Alma College.....	33	10	5	5	8	4	32	2
Toronto Bp. Strachan School.....	6	.....	.....	.....	2	1	3	.....
do Dewson St. P. S.....	11	3	3	.....	4	1	11	.....
do Harbord St. C. I.....	91	36	12	12	35	27	122	12
do Jameson Ave do.....	27	16	4	2	13	8	43	1
do Jarvis St. do.....	7	3	.....	.....	5	6	14	.....
do Loretto Academy.....	18	6	7	.....	5	1	19	.....
do Loretto High School.....	21	10	6	.....	7	2	25	.....
do Loretto Abbey.....	65	19	12	8	19	11	69	4
do Parkdale P. S.....	12	5	.....	.....	5	2	12	1
do St. Joseph's Convent.....	70	1	6	6	14	25	52	.....
Wallaceburg Public School.....	57	5	6	.....	13	5	29	1
Whitby Coll. Inst.....	77	11	35	7	17	8	78	5
do Ont. Ladies' College.....	1	.....	1	1	.....	.....	2	.....
Windsor Coll. Inst.....	123	33	46	3	19	11	112	5
Woodstock Coll. Inst.....	81	38	1	1	25	13	78	.....
Total.....	1,967	639	453	188	611	435	2,326	99

TABLE O.—Certificates awarded to Public Schools, High Schools, Ladies' Colleges, etc., 1896-7.—Advanced Course.

Name.	Number of students for examination.	Number of proficiency certificates taken					Total proficiency certificates.	Number of teachers' certificates.
		Shading from flat.	Outline from round.	Shading from round.	Drawing from flowers.	Industrial designs.		
Belleville Albert College.....	10	2	1	5	4		12	
do High School.....	55	1		29	3		33	
do Loretto Academy.....	14	1		3	5	1	10	
Hamilton do.....	16		1	9	2		12	
Niagara Falls do.....	13	5		5	3	4	17	
St. Thomas Alma College.....	12	2	2	5	3	1	13	1
Toronto Bp. Strachan School.....	1							
do Loretto Abbey.....	55	13	9	23	8	9	61	4
do Loretto Academy.....	2			2			2	
do do High School.....	11			8			8	
Whitby Coll. Inst.....	7				5		5	
do Ont. Ladies' College.....	1					1	1	
Windsor Coll. Inst.....	1							
	204	24	13	88	33	16	174	5

TABLE P.—Certificates awarded to Public Schools, High Schools, Ladies' Colleges, etc., 1896-7.—Mechanical Course.

Name.	Number of students for examination.	Number of proficiency certificates taken.					Total proficiency certificates.	Teachers' certificates.
		Descriptive geometry.	Machine drawing.	Building construction.	Architectural design.	Advanced perspective.		
Beaverton Public School.....	1					1	1	
Belleville High School.....	1					1	1	
Hamilton Model School.....	1							
Markham High School.....	2							
Morrisburg Coll. Inst.....	1							
Owen Sound do.....	1							
Picton High School.....	2	1					1	
Port Perry High School.....	1	1				1	2	
St. Thomas Alma College.....	1	1				1	2	
Whitby Coll. Inst.....	1					1	1	
	12	3				5	8	

TABLE Q.—Certificates awarded to Ladies' Colleges, etc.—Extra subjects, 1896-7.

Name.	Number of students to examination.	Number of certificates taken.							Total.	
		Shading from cast.	Drawing from antique.	Drawing from life.	Painting, oil colors.	Painting, water colors.	Pastel painting.	China painting.		Industrial designs.
Belleville Albert College .....	12				3	8			1	12
Mono Mills .....	1									
Niagara Falls Loretto Academy ...	12				2	5	3			10
Simcoe .....	5				4	2				6
St. Thomas Alma College .....	10				4	5		1		10
Toronto Loretto Abbey.....	31	7	7	3	9	11		7	2	46
“ St. Joseph's Convent .....	3							2		2
“ Miss Veal's School .....	5				3	3		1		7
Whitby Collegiate Institute .....	1							1		1
“ Ontario Ladies' College ..	3				1	1		1		3
	83	7	7	3	26	35	3	13	3	97

## TEACHERS' FULL CERTIFICATES.—PRIMARY COURSE.

*Awarded in 1897.*

Name.	Address.	Name.	Address.
<i>Males.</i>		<i>Males.</i>	
Arnold, Wm.....	Whitby.	Germain, Henry.....	Gananoque.
Archibald, John W.....	Toronto.	Grant, Beverley .....	Hamilton.
Baker, C .....	Kingston.	Green, Thos.....	Toronto.
Baker, Jas. L.....	Morrisburg.	Hadden, Thos.....	Markham.
Brass, Wm. F.....	Hamilton.	Haight, W. A.....	Toronto.
Brandon, Edgar T.....	Toronto.	Hainer, Fred .....	Markham.
Boone, Percy R.....	Toronto.	Hartrick, Walter.....	Whitby.
Brown, H. A. W.....	Toronto.	Hobson, J. C .....	Toronto.
Burk, Edward.....	Markham.	Hooper, Robt .....	Hamilton.
Duston, Guy .....	Hamilton.	Hoover, Samuel .....	Markham.
Emery, John W.....	Kemptville.	Howe, Bertram.....	Athens.
Eyres, Clarence .....	Picton.	Jones, Robt.....	St. Thomas.
Fischer, Michael.....	Toronto.	Johnston, Daniel .....	Markham.
Frith, John .....	Hamilton.	Klinck, Ross F .....	Markham.

## TEACHERS' FULL CERTIFICATES—PRIMARY COURSE.

*Awarded in 1897.*

Name.	Address.	Name.	Address.
<i>Males.</i>		<i>Females.</i>	
Linklater, Wm .....	Hamilton.	Grimshaw, Lily .....	London.
Lowe, Abram .....	"	Ham, May .....	Owen Sound.
Lynn, Joseph V. ....	Owen Sound.	Hogan, Jean .....	Hamilton.
Metcalf, Wm. H. ....	Markham.	Janisse, Marie .....	Windsor.
Millard, Frank .....	Windsor.	Kean, E. ....	Niagara Falls.
Moore, Arthur .....	Hamilton.	Kelly, Ruby .....	Picton.
Mortimer, Jas. ....	"	Kirkpatrick, Henrietta .....	Kingston.
McAvoy, Robt .....	Markham.	Lounsborough, Maud .....	Markham.
McConnell, R. A. A. ....	Morrisburg.	Lundy, Louie .....	"
McGee, Wm .....	Hamilton.	Macmorine, Edith .....	Kingston.
O'Dell, Ebenezer .....	Hamilton.	Mallory, Mabel .....	Hamilton.
Petch, Chas .....	Meaford.	Medley, Margaret .....	Hamilton.
Raymond, Harold .....	Kingston.	Moore, Tina .....	Markham.
Reid, Thos .....	Windsor.	McArthur, Flora .....	Morrisburg.
Ringer, Harvey .....	Picton.	McBride, Jennie .....	Hamilton.
Rondot, E. ....	Windsor.	McClellan, Esther .....	Whitby.
Salmon, Robt .....	Hamilton.	McConkey, Florence .....	London.
Smith, Albert .....	Whitby.	McCormack, Ethel .....	Markham.
Spence, H. G. ....	Toronto.	McGarrach, Jessie .....	Windsor.
Stortts, Blake .....	Picton.	McLachlan, Belle .....	Toronto.
Sweetman, Herbert .....	"	McMaster, M. ....	"
Tallman, Harry .....	Hamilton.	McNaulty, Annie .....	"
Thetford, Clarence .....	Toronto.	Nash, M. ....	Niagara Fall .
Turaball, Wm. C. ....	Hamilton.	Norris, Addie .....	Markham.
Voaden, Arthur .....	St. Thomas.	Parlee, Edith .....	St. Thomas.
Ward, Chas. F. ....	Toronto.	Philip, Ethel .....	Hamilton.
Weigar, Percy .....	Morrisburg.	Pope, H. ....	Toronto.
Weir, Alex. M. ....	Toronto.	Procunier, May .....	Aylmer.
Wilson Clayton .....	Athens.	Rioux, H. ....	Toronto.
		Roberts, Gwendolyn .....	"
		Roberts, Lottie B. ....	"
<i>Females.</i>		Scott, Pearl .....	Toronto.
Beaman, Grace E. ....	Kemptville.	Selby, Lottie .....	Markham.
Beard, Caroline .....	Kingston.	Shaw, Christie .....	Owen Sound.
Breen, Miss. ....	Toronto.	Smith, Maggie .....	Toronto.
Cameron, Nellie .....	Hamilton.	Smith, Stella .....	Picton.
Choate, Annie .....	"	Stewart, Georgie .....	Belleville.
Clark, Emma. ....	Morrisburg.	Stewart, Martha .....	Morrisburg.
Claris, C. C. ....	London.	Swanson, Kate .....	Hamilton.
Copeland, Winnifred .....	Aylmer.	Thompson, Lizzie. ....	Owen Sound.
Dunlop, Annie W. ....	Hamilton.	Varcoe, Mabel M. ....	St. Thomas.
Galbraith, Georgie .....	Whitby.	Wickwire, Gussie. ....	Morrisburg.
Glendenning, Lissa .....	Markham.	Wilson, Mary A. ....	Toronto.
Gohn, Ada .....	"	Wilson, Phillis .....	Belleville.
		Wood, Eva .....	Morrisburg.



*Teachers' Full Certificates.—Advanced Course.*

Campbell, May W., Hamilton.	McNaulty, A., Toronto.
Don Carlos, M., Toronto.	O'Reilly, Lily Harriet, Hamilton.
Grimshaw, Lillie, London.	Parkes, Marie, Toronto.
Hill, Muriel May, Hamilton.	Peene, Lillie Mabel, Hamilton.
Ireland, Mabel S., Hamilton.	Philp, M. Maude, Hamilton.
King, Margaret, Kingston.	Rioux, H., Toronto.
Locke, Chas. E., Hamilton.	Russell, John, Hamilton.
Macmorine, Edith, Kingston.	Thurston, Mabel, Kingston.
McIntosh, Maude, Hamilton.	Williams, Minnie E., St. Thomas.

The total number of examination papers sent out this year was as follows :

*Primary Course.*

Freehand .....	1,750	
Geometry .....	1,096	
Perspective .....	966	
Model drawing .....	1,861	
Blackboard drawing .....	1,770	
		7,443

*Advanced Course.*

Shading, flat .....	195	
Outline, round .....	169	
Shading, round .....	349	
Flower drawing .....	292	
Industrial design .....	124	
Competition for gold medal .....	6	
		1,135

*Mechanical Course.*

Descriptive Geometry .....	56	
Machine drawing .....	63	
Building construction .....	34	
Architectural design .....	23	
Advanced perspective .....	43	
		219
Total .....		8,797

The following medals and special certificates were awarded for the year ending 30th April, 1897 :

*Gold Medal.*

Presented by the Minister of Education for Advanced Course:—Industrial designs and drawing from the antique, Walter Jeffreys, Toronto Art School.

*Silver Medal and Certificate.*

Presented by the Minister of Education for the best industrial designs (Art Schools), Mabel Ireland, Hamilton Art School

---

*Silver Medal and Certificate.*

Presented by the Minister of Education for the best specimen of machine drawing from models, Harold H. Mundy, Hamilton Art School.

*Silver Medal and Certificate.*

Presented by the Minister of Education for the best original drawings in building construction or architecture, Harold H. Mundy, Hamilton Art School.

*Bronze Medals.*

For the best painting from life, L. Moir, Ottawa Art School.

For the best drawing from life, Chas. Coldery, Ottawa Art School.

For the best specimen of china painting, Lilian Hughes, Loretto Abbey, Toronto.

For the best specimen of wood-carving, Gordon Bizzey, Hamilton Art School.

For the best specimen of lithography, Walter Northcott, Toronto Art School.

For the best specimen of modelling in clay, E. Nobbs, London Art School.

For the highest number of marks in Primary Drawing Course, (Art Schools and Ladies' Colleges), Caroline Beard, Art School, Kingston.

For the highest number of marks in Primary Drawing Course (High Schools and Collegiate Institutes), Jack C. Hobson, Harbord Street Collegiate Institute, Toronto.

For the highest number of marks in Primary Drawing Course (Public and Model Schools), Kate Swanson, Model School, Hamilton.

---

## ART SCHOOLS.

1. *The Report of the Brockville Art School for the year ending 30th of April, 1897*, shows that sixty-two students attended the regular courses of study during the session; also a few students in the extra subjects. It is encouraging to state that the classes are composed of a larger number of adults than formerly, and that the mechanics now avail themselves of the privileges of evening classes in Art Schools. Sixty-six lessons were given on every subject, and special attention was paid to the studies more adapted to the mechanic, with very excellent results. One night a week was given to the pupils interested in the higher grades of work with illustrated talks of perspective and object drawing, landscape and figure drawing, etc. These meetings were well attended and much appreciated.

The receipts, including \$448 Government grant, were \$549.07. Expenditure, \$549.07.

2. *The Report of the Hamilton Art School for the year ending 30th of April, 1897*, shows 163 students enrolled, and the total number of attendance in the various subjects taught 8,174.

The students, who represented all classes of society in the city, with others from remote points in the province, without exception expressed themselves as desirous of using the knowledge of drawing, modelling, designing, etc., for practical purposes.

The equipment of the school has been added to as required, particularly by a set of Wall Charts in plane and descriptive geometry, mechanical movements, construction, and the aesthetical proportions of architectural details, also by six portfolios containing hundreds of drawings to scale, of the palaces and temples of the State of Jeypore, presented by His Highness the Maharajah of Jeypore.

The receipts, including \$574 Government grant, were \$2,785.67. Expenditure, \$2,699.14. Balance on hand, \$86.53.

3. *The Report of the Kingston Art School for the year ending 30th of April, 1897*, shows that the classes re opened early in October, with an attendance above the average, the evening classes being attended by carpenters, mechanics, contractors, etc., as well as by many younger students desirous of becoming good mechanics.

The curriculum of the Education Department has been carried out in all the courses, the teaching staff remaining the same as during the previous session, while the progress of the pupils in all the classes has been very satisfactory to the directors and to the principal.

The number of pupils attending the day classes was thirty-three, while twenty four attended the evening classes.

The Departmental examinations were held in the rooms on the 29th and 30th of April, and the 1st of May. The results have not yet been published, but from the quality of the work much is expected.

The receipts, including \$525 Government grant, were \$672.42. Expenditure, \$670.80. Balance on hand, \$1.62.

4. *The Report of the London Art School for the year ending 30th of April, 1897*, shows that the school is more successful and in a better financial position than formerly. The evening classes, comprising three terms of thirty-six lessons, each of two hours' duration, were attended by forty-four pupils. The afternoon classes for oil and water color, painting, modelling in clay, China painting, etc., were largely attended, and it is grati-

fyng to state that the students from this school (established in 1877) have distinguished themselves in various trades and professions, including wood engravers, wood carvers, lithographers, China painters, decorative artists, architects, etc., besides many who have become professional teachers.

The receipts, including \$422 Government grant, were \$501.02. Expenditure, \$497.95. Balance on hand \$3.07.

---

5. *The Report of the Ottawa Art School for the year ending 30th of April, 1897*, shows that the school session extended from the 1st of November, 1896, to the 30th of April, 1897. The number of students attending was sixty-eight, the morning, afternoon and evening classes were conducted under the supervision of a staff of five teachers, covering not only the art school courses prescribed by the Education Department, but other high grades of art work.

The exhibition of students' work, held at the close of last session, was visited by the Hon. the Minister of Education, who expressed himself as extremely satisfied with the progress of the students.

It is proposed during the next session to provide more accommodation for teaching practical and mechanical work, including wood engraving.

The receipts, including \$456 Government grant, were \$1,230.86. Expenditure, including borrowed money, \$1,660.46.

---

6. *The Report of the St. Thomas Art School for the year ending 30th of April, 1897*, shows that 44 students attended the day and evening classes, representing the following trades and professions, viz.: Architects, clerks, carpenters, druggists, draughtsmen, machinists, railway employes, students and teachers.

This school is incorporated with the St. Thomas Free Library, which contributes to its maintenance.

---

7. *The Report of the Toronto Art School for the year ending 30th of April, 1897*, shows that the school was open from the 28th September, 1896, until the 30th of April, 1897. Three terms of ten weeks each were held and the number of students enrolled was 128.

The work done by the students of this school was again successful in the Provincial examinations in drawing, painting, etc. Gold medals for the advanced course and industrial designs have been taken for three years in succession by students of the Toronto Art School; also silver and bronze medals for designs, painting in oil, lithographing and wood carving.

The life classes have been very successful and well patronized, several of the students of these classes having prepared illustrations which have been published in some of the leading periodicals. It is also gratifying to state that the design made by one of our students for a stained glass window for the Toronto City Hall has been favorably mentioned.

The receipts, including \$489 Government grant, were \$2,400.88. Expenditure, \$2,381.80. - Balance on hand, \$19.08.

---

8. *The Report of the Ontario Society of Artists for the year ending 30th of April, 1897*, shows that the society held or contributed to the following exhibitions during the year:

1. The Exhibition of the Society of Artists, which included two hundred and ten oil and water color paintings, sculpture, etc., was considered to be of better average merit than the collections of former years.

2. Hamilton Arts and Crafts Association Exhibition. Several pictures were loaned to the association at the close of the Society of Artists Exhibition.

4. Winnipeg Industrial Exhibition. A large collection of paintings was sent by the society representative of the work of Ontario artists: although from a pecuniary standpoint the results were not very encouraging, the efforts of the society were much appreciated and the general interest shown by the public was an indication that the enterprise was a success.

4. Toronto Industrial Exhibition. The art department, as formerly, was under the management of this society. The pictures exhibited included, not only the works of Canadian artists, but many paintings representative of leading European artists.

5. Ontario Educational Museum. The society has entered into an agreement with the Hon. the Minister of Education to supply a collection of paintings to fill a large art gallery recently added to the museum, and it is to be hoped that this will give an impetus to art education in this province and stimulate the members to renewed energy.

The receipts and balances on hand were \$5,518.32. Expenditure, \$2,059.30. Balance on hand, \$3,459.02.

### SCIENTIFIC INSTITUTIONS.

1. *The Report of the Hamilton Association for the year ending 30th of April, 1897*, shows that ten meetings of the General Association, and thirteen sectional meetings, were held during the session.

#### *Lectures.*

Inaugural address, A. T. Neill, President.

The Battle of Stoney Creek, J. H. Smith.

Notes on Some Recent Additions to Ontario Palæontology, Col. C. C. Grant.

The Function of Poetry, F. F. Macpherson.

Local Fossils and Additions to Palæontology, Col. C. C. Grant.

Local Palæontological Notes, Col. C. C. Grant.

Minerals of Our Local Rocks, Col. C. C. Grant.

Dynamics of Social Peril, J. T. Barnard.

Concrete Forms and Stratigraphy of the Spur Line Cutting, Hamilton, A. E. Walker.

Lake Medad and the Kwin hi-Bi-hah Collection of Indian Relics, Dr. J. A. Mc-

Gregor.

The members of the Biological Sections have devoted much time during the session to identifying and cataloguing the specimens in the museum, which shows that 120 species and varieties have been collected which hitherto had not been reported in this locality; two of these are new to America, a few new to Canada, and several new to Ontario.

The Geological Section has added a large number of local fossils to the museum, and the Photographic Section was successful in obtaining membership in the American Interchange.

The receipts, including \$400 Government grant, were \$774.55; expenditure, \$698.20; balance on hand, \$76.35.

2. *The Report of the Literary and Scientific Society of Ottawa for the year ending 30th of April, 1897*, shows that the total number of members is 325.

#### *Lectures.*

A joint lecture course was given in connection with the Ottawa Field Naturalist Club, as follows:

Conversazione—Exhibit of Microscopical Objects, with short addresses.

Electrical Discharges in High Vacua, Prof. John Cox.

Goethe, Prof. Leigh R. Gregor.

Under the Midnight Sun—A Trip to Iceland, Illustrated, Prof. Mavor.

Recent Explorations in Canada, Dr. G. M. Dawson.

Our Elizabethan Poets, Duncan Campbell Scott.  
 The American Lobster, Dr. Andrew Macphail.  
 Weather, Otto J. Klotz, President.  
 Fruit and Fruit Districts of Canada, illustrated, John Craig.

*Library.*

The Librarian reports that the circulation of books was 2,744 vols. more than in the preceding year, and that there has been a reduction of 17 per cent. in the issue of fiction during the year.

The receipts, including \$400 Government grant, were \$1,141.55; expenditure, \$1,066.88; balance on hand, \$7 .67.

3 *The Report of the Institut Canadien Francais d'Ottawa, for the year ending 30th of April, 1897*, shows that there are 340 members. A series of literary entertainments was given during the winter as follows:

1. Inaugural address, A. J. Taillon, President.
2. Le Colisee, Revd. Father Gohiet, O. M. I.
3. L'Eloquence et les Orateurs, J. H. Morin.
4. Les Beaux-arts, F. X. Valade, M.D.
5. L'Ordre Victorien des Hospitalieres, conference en francais, Her Excellency Lady Aberdeen.

6. La Vie de Garcia Moreno, Jules Philion.

7. Les Salsifis. Le Cerole, Victor Hugo.

8. Mutual Benevolent Associations, F. R. Latchford.

9. Closing address, the President.

The reading room is well supplied with forty-two English and French newspapers and magazines.

The library contains 1,309 volumes, Canadian literature being specially well represented. 1,261 volumes were loaned during the year. The museum contains 778 specimens illustrative of numismatics, botany and mineralogy.

The receipts were \$1,500.93; expenditure, \$1,488 91; balance on hand, \$28.02.

4. *The Report of the Ottawa Field Naturalists' Club for the year ending the 30th of April, 1897*, shows that there are 248 members. Fourteen meetings of the Council were held during the year. At the first of these, leaders in the several branches, viz., geology, botany, entomology, ornithology, conchology and zoology, were appointed, besides an editor and associate editors for the publication of the *Ottawa Naturalist*.

The Club's work is divided as follows: Evening lectures given in conjunction with the Ottawa Literary and Scientific Society (see O. L. and S. S. report). 2. Field work. Three excursions were held for scientific work in the field, which were supplemented by sub-excursions on Saturday afternoons. 3. The publication of the *Ottawa Naturalist*, the official organ of the club and a medium for popular scientific instruction, and for interchange of notes on natural history, geology, etc. This journal is distributed to various societies throughout the Dominion and is mailed to a large number of foreign scientific societies.

The Club has in preparation an herbarium typical of the botany of this Province, which, when completed, will be handed over to the Ottawa Normal School for the use of the students, who are also welcome, free of charge, to the field excursions of the club.

The receipts were \$326.20; expenditure \$300.60; balance on hand \$25.60.

5. *The Report of the Canadian Institute for the year ending 30th of April, 1897*, shows that twenty-one ordinary meetings were held, at which papers were read on the following subjects, viz. :—Astronomy, Biology, Ethnology, Chemical Physics, Forestry, Geography, Geology, Literature, Meteorology, Metallurgy, Philology, Political Economy, Psychology, Botany, Physiology, etc.

*Biological Section.*

Ten papers were read as follows :—

1, "Utricularia Valgaris," Mr. Harvey ; 2, "Three Rare Bird Visitors," Mr. Maughan ; 3, "Six Parasites of the Tussock Moth," Mr. C. H. Armstrong ; 4, "Trilobites," Mr. Elvins ; 5, "The Micro-Lepidoptera," Mr. Armstrong ; 6, "Algae," Mr. Stark ; 7, "Remains of Leaves in Drift of Don Valley," Mr. Townsend ; 8, "Origin of Some Domestic Animals," Mr. Elvins ; 9, "Glacial Period," Mr. Powell ; 10, "How to Study Botany," Mr. Noble.

*Library Statistics.*

Papers and periodicals printed, 33.

Donations, 762.

Exchanges from various countries, about 540.

Books and periodicals loaned to members, 1,040.

The receipts were \$2,659.16 ; expenditure, \$2,500.29 ; balance on hand, \$158.87.

6. *The Report of the Astronomical and Physical Society of Toronto for the year ending 30th of April, 1897*, shows that the Society has ninety-five active members, fifteen life and honorary members, and forty corresponding and associate members. During the year twenty-five meetings were held, at which the following subjects were discussed.

1. Progress of Astronomy in 1895, etc.
2. Recent Discoveries of Prof. Röntgen of Wurzburg, etc.
3. Precipitation, Its effects on Timbered Lands, etc.
4. Experiments with the Röntgen Rays, etc.
5. Notes on Planet Mars and Atmosphere, etc.
6. Notes on Solar Observations.
7. Phenomena Exhibited by the X Rays, etc.
8. Aurora Observations at Moose Fort, 1895-6, etc.
9. Notes of Observations of Jupiter, Toronto Observatory, etc.
10. Out-door Meeting for Observations, etc.
11. Solar Corona Observations during Sunshine, etc.
12. Out-door Meeting for Observations, etc.
13. Construction of the Telescope, etc.
14. Falling Stars and Meteorites, etc.
15. The Life History of Star Systems, etc.
16. Meteoric Showers, etc.
17. The Solar Eclipse on 9th August, etc.
18. Solar work, Auroral Displays, etc.
19. The Reformation and Simplification of the Calendar, etc.
20. A "Trip to Mars," etc.
21. Historical Sketch of the Greenwich Nautical Almanac, etc.
22. Application of the Polarization of Light, etc.
23. Notes on the Grading of Thermometers, etc.
24. The International Meteorological Conference, etc.
25. General Business.

The receipts, including \$200 Government grant, were \$669.77 ; expenditure, \$366.54 ; balance on hand, \$303.23.













40912

Ontario. Education, Dept. of  
Report ...  
1897

Gov. Doc.  
Ont  
E

University of Toronto  
Library

DO NOT  
REMOVE  
THE  
CARD  
FROM  
THIS  
POCKET

Acme Library Card Pocket  
Under Pat. "Ref. Index File"  
Made by LIBRARY BUREAU

